



US00D370638S

**United States Patent** [19]  
**Oba**

[11] **Patent Number: Des. 370,638**

[45] **Date of Patent: \*\*Jun. 11, 1996**

[54] **WATCH CASE**

[75] **Inventor: Haruya Oba, Kawagoe, Japan**

[73] **Assignee: Citizen Watch Co., Ltd., Tokyo, Japan**

[\*\*] **Term: 14 Years**

[21] **Appl. No.: 39,287**

[22] **Filed: May 18, 1995**

[52] **U.S. Cl. .... D10/30; D10/39**

[58] **Field of Search ..... D10/1-40, 122-132;  
368/280-282, 276-277, 285**

*Swiss Watch & Jewelry Journal*—Feb. 1979—p. 235—  
watch at middle.

*European Jeweler (U.Z.)*—Feb. 1983—p. 81—watches at  
right.

*Primary Examiner*—Nelson C. Holtje  
*Attorney, Agent, or Firm*—Cushman Darby & Cushman

[57] **CLAIM**

The ornamental design for a watch case, as shown.

**DESCRIPTION**

FIG. 1 is a front and right side perspective view of a watch  
case showing my new design;

FIG. 2 is a front elevational view thereof;

FIG. 3 is a top plan view thereof;

FIG. 4 is a bottom plan view thereof;

FIG. 5 is a rear elevational view thereof;

FIG. 6 is a left side elevational view thereof; and,

FIG. 7 is a right side elevational view thereof.

[56] **References Cited**

**U.S. PATENT DOCUMENTS**

D. 293,553 1/1988 Sakamaki ..... D10/30  
D. 294,010 2/1988 Bouchet ..... D10/30

**FOREIGN PATENT DOCUMENTS**

609366 9/1983 Japan .

**OTHER PUBLICATIONS**

*European Jeweler (U.Z.)*—Nov. 1981—p. 103—watches at  
top-left.

*Town & Country*—Dec. 1982—p. 67—watches.

**1 Claim, 2 Drawing Sheets**




FIG. 1




FIG. 2




FIG. 3




FIG. 4




FIG. 5




FIG. 6




FIG. 7

