



US00D370632S

# United States Patent [19] Stonehouse

[11] Patent Number: **Des. 370,632**

[45] Date of Patent: **\*\*Jun. 11, 1996**

[54] BEVERAGE CONTAINER 5,261,558 11/1993 Claydon ..... 220/671

[75] Inventor: **David R. Stonehouse**, Finchley, Great Britain

[73] Assignee: **Courage Limited**, Staines, United Kingdom

[\*\*] Term: **14 Years**

[21] Appl. No.: **36,545**

[22] Filed: **Mar. 22, 1995**

### [30] Foreign Application Priority Data

Sep. 22, 1994 [GB] United Kingdom ..... 2042076

[52] U.S. Cl. .... **D9/518**

[58] Field of Search ..... D9/500, 503, 518, D9/504; 220/906, 907, 669, 670, 673, 674

### [56] References Cited

#### U.S. PATENT DOCUMENTS

D. 216,422	1/1970	Koch, III	.....	D9/518 X
D. 310,025	8/1990	Foley	.....	D9/518
D. 361,476	8/1995	Bidwell	.....	D9/518 X
2,335,260	11/1943	Chamberlain	.....	220/670 X
4,559,729	12/1985	White	.....	220/906 X
4,723,681	2/1988	Glerum	.....	220/671

### FOREIGN PATENT DOCUMENTS

6115554	4/1994	Japan	.....	220/906
2272200	5/1994	United Kingdom	.....	220/906
9325452	12/1993	WIPO	.....	220/906

### OTHER PUBLICATIONS

Packaging, Dec.-1985, p. 38.  
Packaging, Jun.-1989, p. 9.

*Primary Examiner*—Prabhakar G. Deshmukh  
*Attorney, Agent, or Firm*—Lee, Mann, Smith, McWilliams, Sweeney & Ohlson


### [57] CLAIM

The ornamental design for a beverage container, as shown and described.

### DESCRIPTION

FIG. 1 is a top plan view of a beverage container showing my new design;  
FIG. 2 is a side elevational view thereof, with the other sides being identical thereto; and,  
FIG. 3 is a bottom plan view thereof.

**1 Claim, 1 Drawing Sheet**



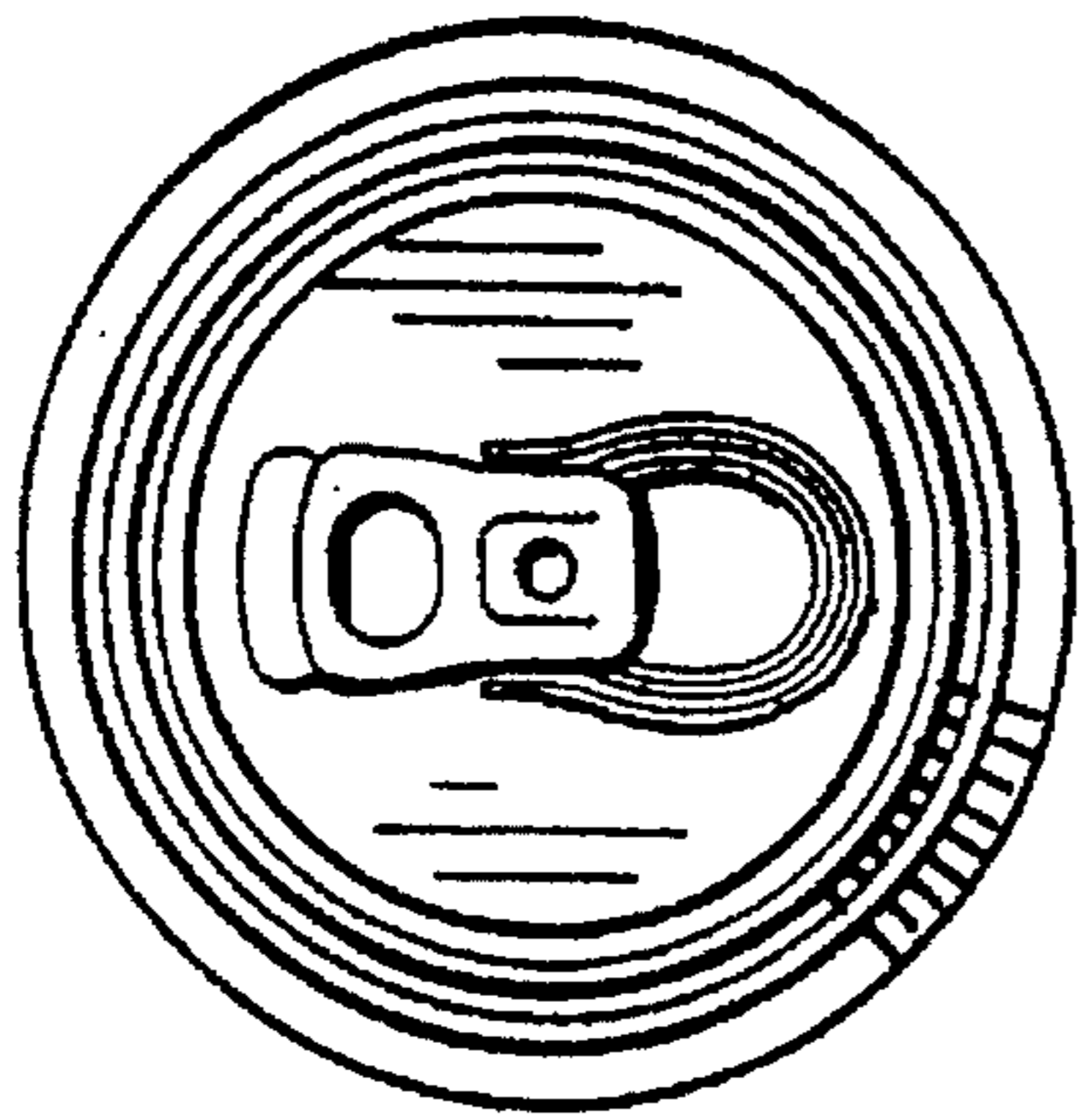


Figure 1




Figure 2

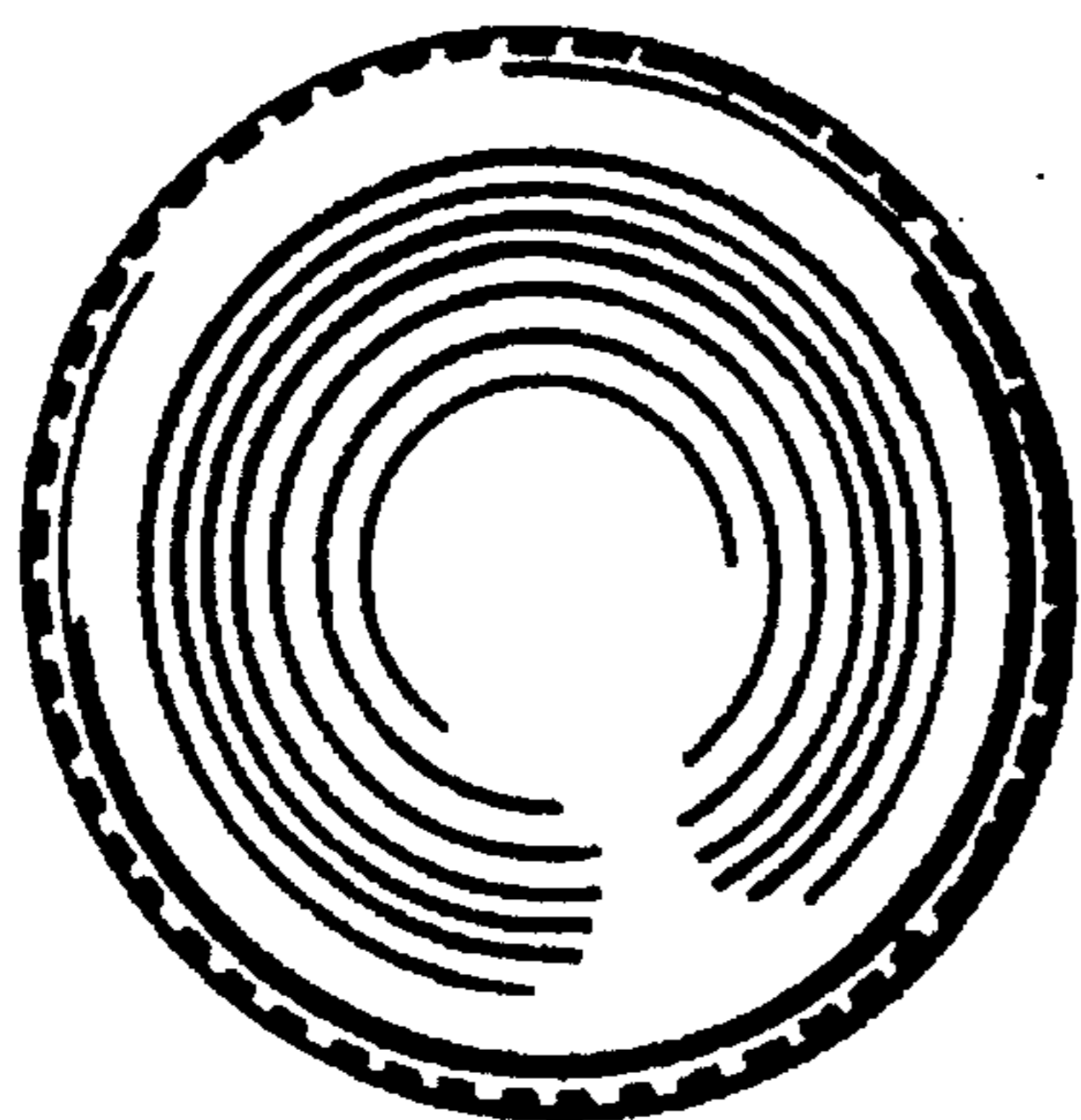


Figure 3