



US00D370613S

United States Patent [19]

[11] Patent Number: **Des. 370,613**

Ainscough

[45] Date of Patent: ****Jun. 11, 1996**

[54] **KNOB**

OTHER PUBLICATIONS

[75] Inventor: **Frances G. H. Ainscough**, McHenry, Ill.

Phylrich International Cat. 61; ©1965; p. S 76-Q, Knob.

[73] Assignee: **Newell Operating Company**, Freeport, Ill.

Primary Examiner—B. J. Bullock
Attorney, Agent, or Firm—Foley & Lardner

[**] Term: **14 Years**

[57] CLAIM

The ornamental design for a knob, as shown and described.

[21] Appl. No.: **26,687**

DESCRIPTION

[22] Filed: **Aug. 3, 1994**

[52] U.S. Cl. **D8/307**

[58] Field of Search D8/300, 305, 307,
D8/310; 16/110 R, 121

FIG. 1 is a perspective view of a knob showing my new design;

FIG. 2 is a top plan view thereof;

FIG. 3 is a front view thereof;

FIG. 4 is a bottom plan view thereof;

FIG. 5 is a rear view thereof;

FIG. 6 is a right side elevational view thereof; and,

FIG. 7 is a left side elevational view thereof.

[56] References Cited

U.S. PATENT DOCUMENTS

D. 180,044 4/1957 Truex D8/307

D. 355,838 2/1995 Chieda D8/310

1 Claim, 1 Drawing Sheet





FIG. 1





FIG. 2




FIG. 3

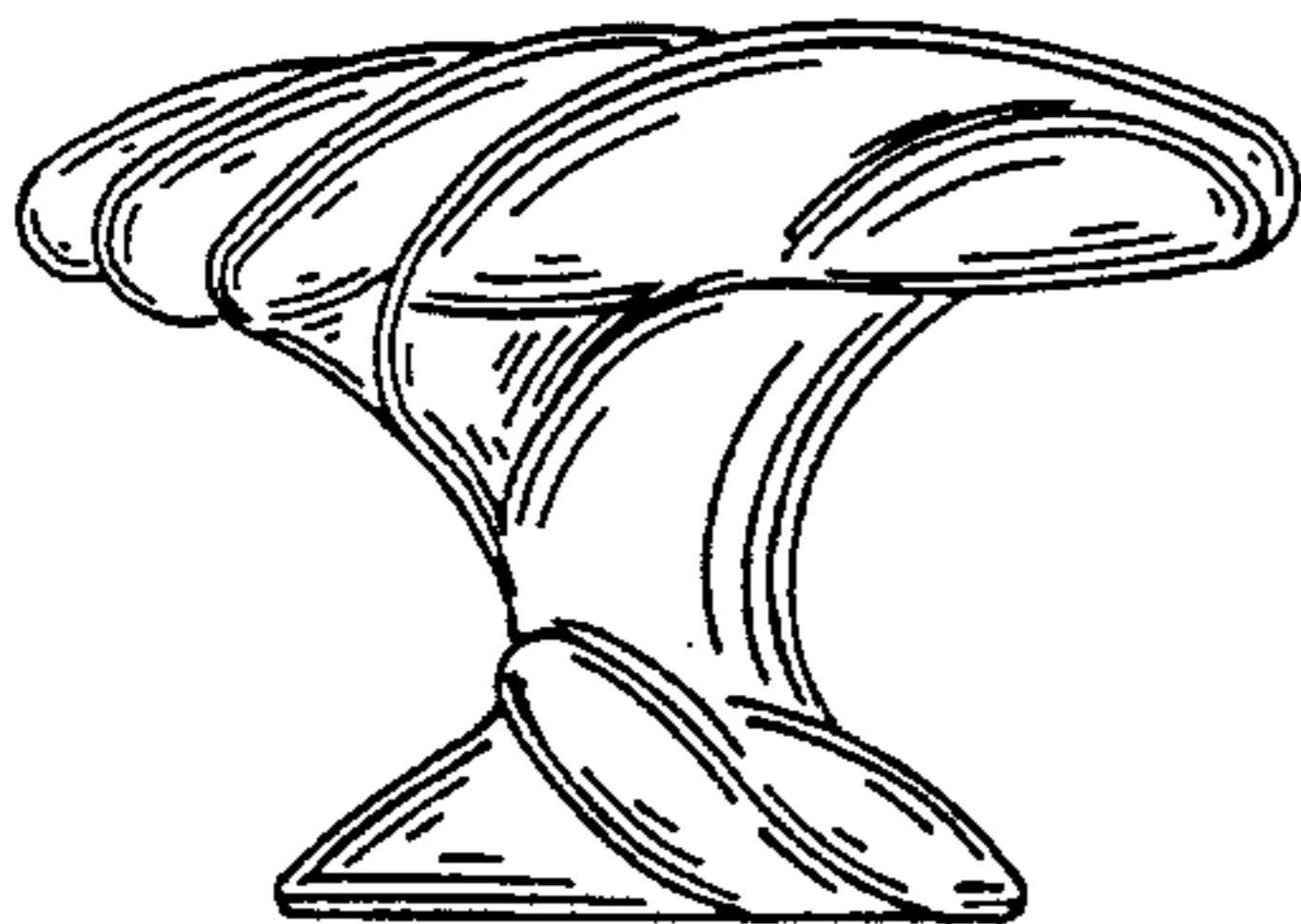


FIG. 4

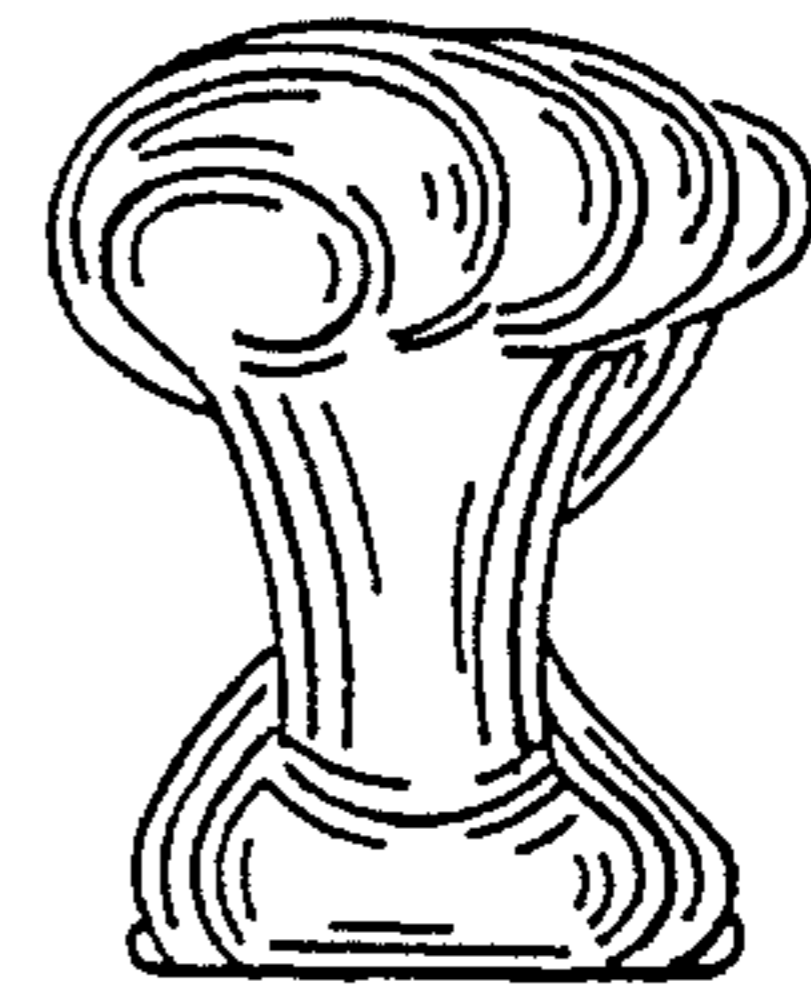


FIG. 6

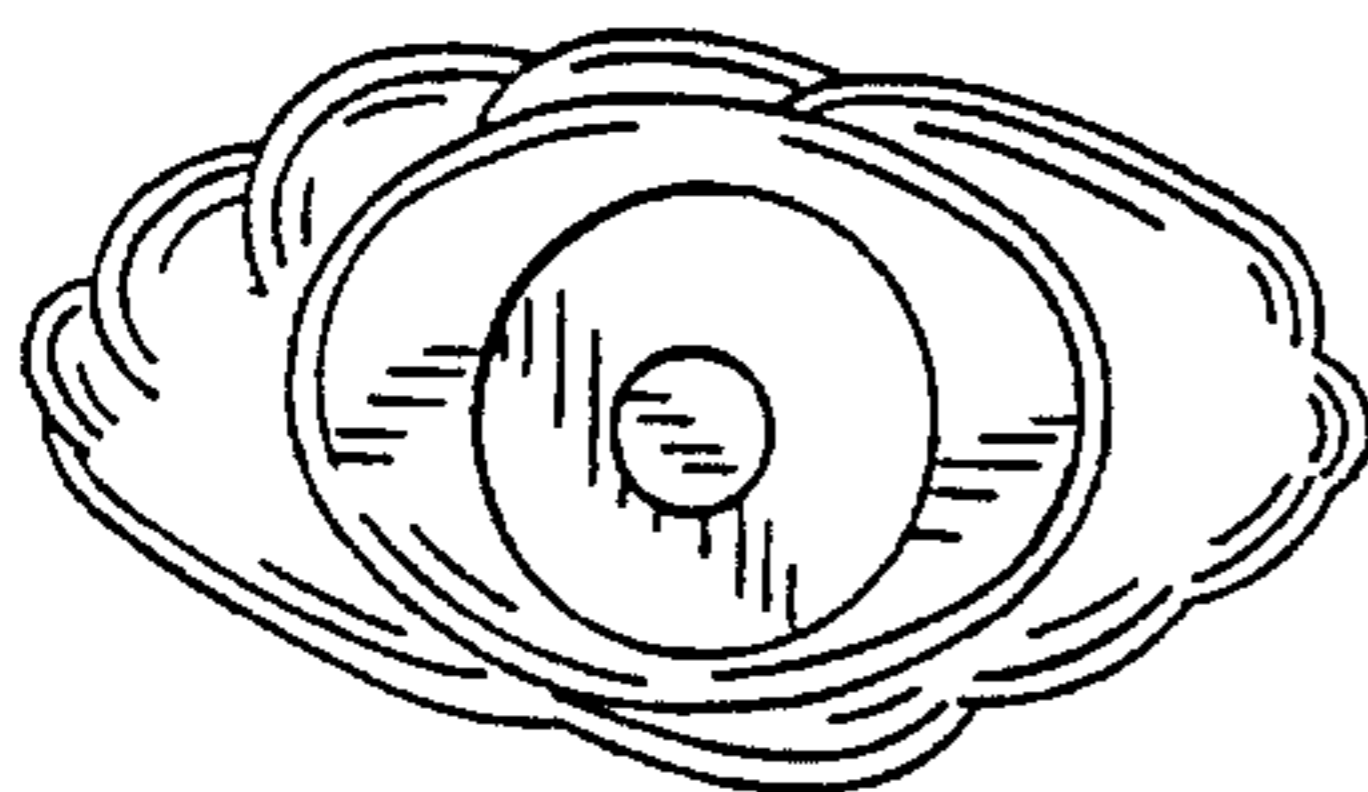


FIG. 5




FIG. 7