



US00D370602S

**United States Patent** [19]  
**Kegley**

[11] **Patent Number: Des. 370,602**

[45] **Date of Patent: \*\*Jun. 11, 1996**

[54] **CUTTING BOARD**

2130080 5/1984 United Kingdom .

[76] Inventor: **Bill A. Kegley**, P.O. Box 6636,  
Lynnwood, Wash. 98036

[\*\*] Term: **14 Years**

[21] Appl. No.: **22,714**

[22] Filed: **May 11, 1994**

[52] U.S. Cl. .... **D7/698**

[58] Field of Search ..... D7/698, 550; 269/13,  
269/15, 289 R

**OTHER PUBLICATIONS**

Domus 603; Feb. 1980; p. 10; Franke Cutting Boards.  
HFD; Sep. 10, 1984; p. 88; Foley-Martens Co. Cutting  
boards.

Chop Chop, The "Flexible" Cutting Board, New Age Prod-  
ucts, Inc., San Marcos, California Date Unknown.

*Primary Examiner*—Alan P. Douglas

*Assistant Examiner*—Caron D. Veynar

*Attorney, Agent, or Firm*—Christensen, O'Connor, Johnson  
& Kindness

[56] **References Cited**

**U.S. PATENT DOCUMENTS**

120,394	10/1871	Petterson .	
1,497,228	6/1924	Purdy .	
2,935,107	5/1960	Bertelsen et al. ....	146/215
4,017,063	4/1977	Brusich .....	269/302.1
5,203,548	4/1993	Sanders .....	269/302.1

**FOREIGN PATENT DOCUMENTS**

803.324	9/1936	France .
882231	3/1988	South Africa .
2052246	1/1981	United Kingdom .

[57] **CLAIM**

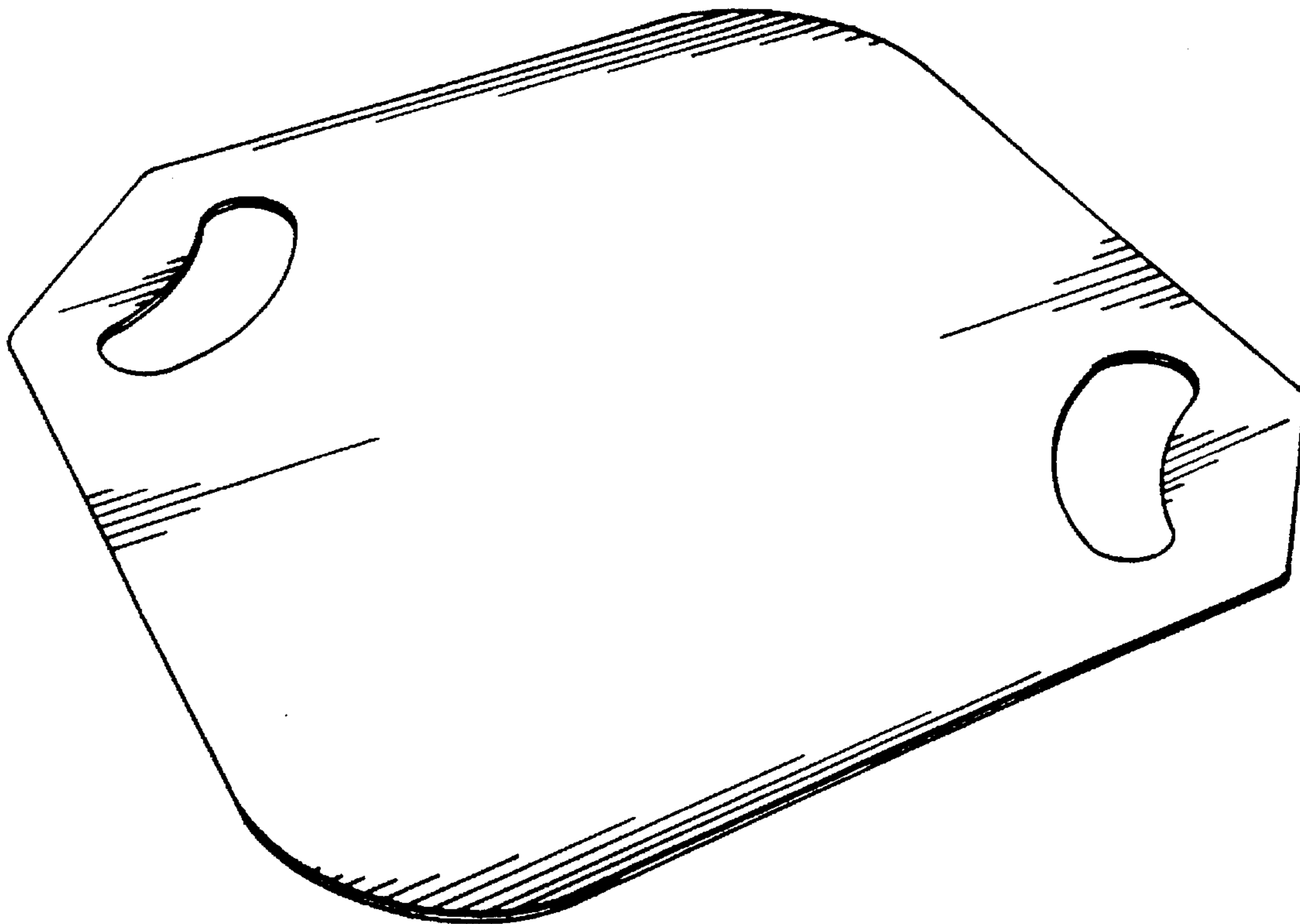
The ornamental design for a cutting board, as shown and  
described.

**DESCRIPTION**

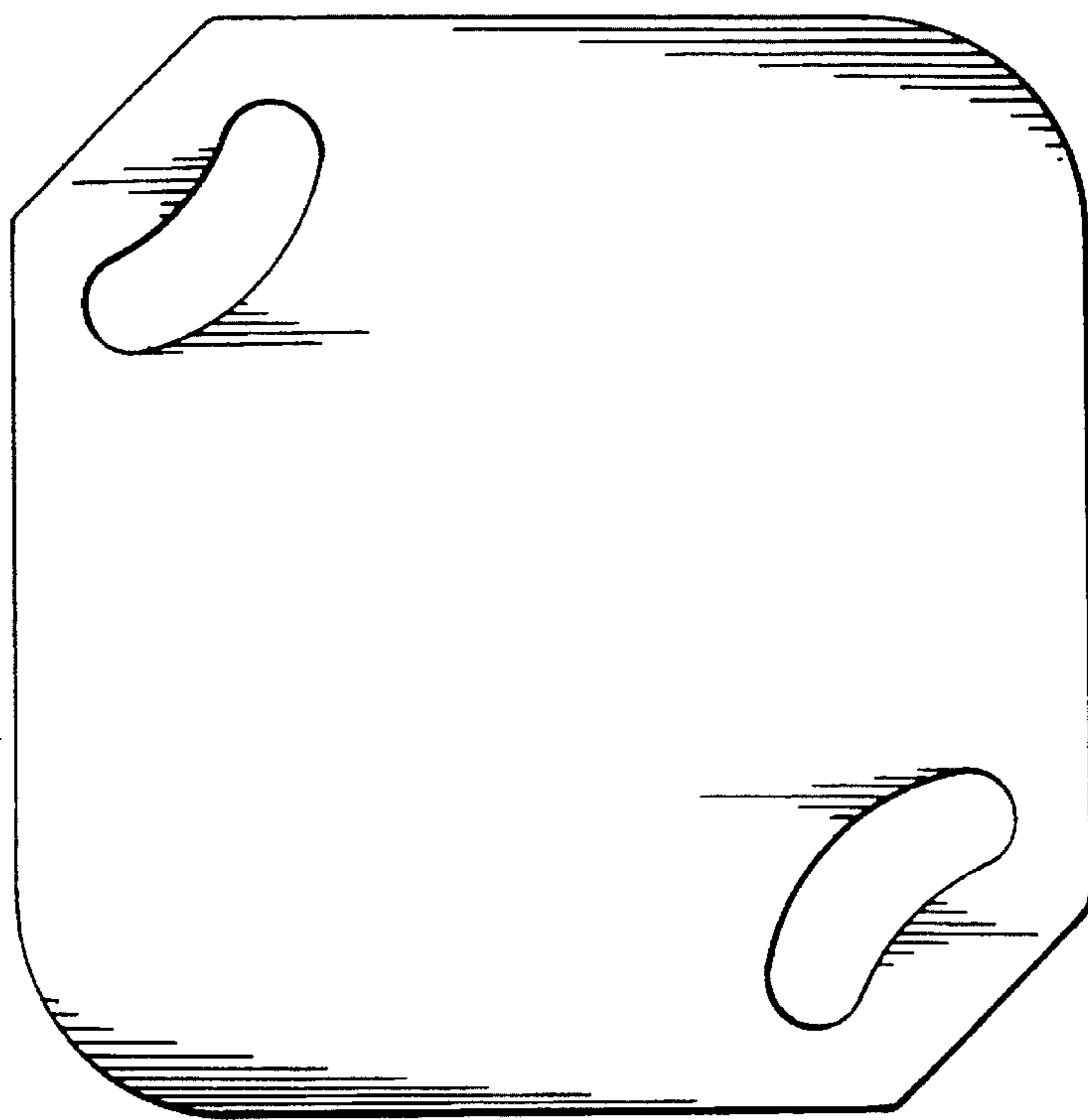
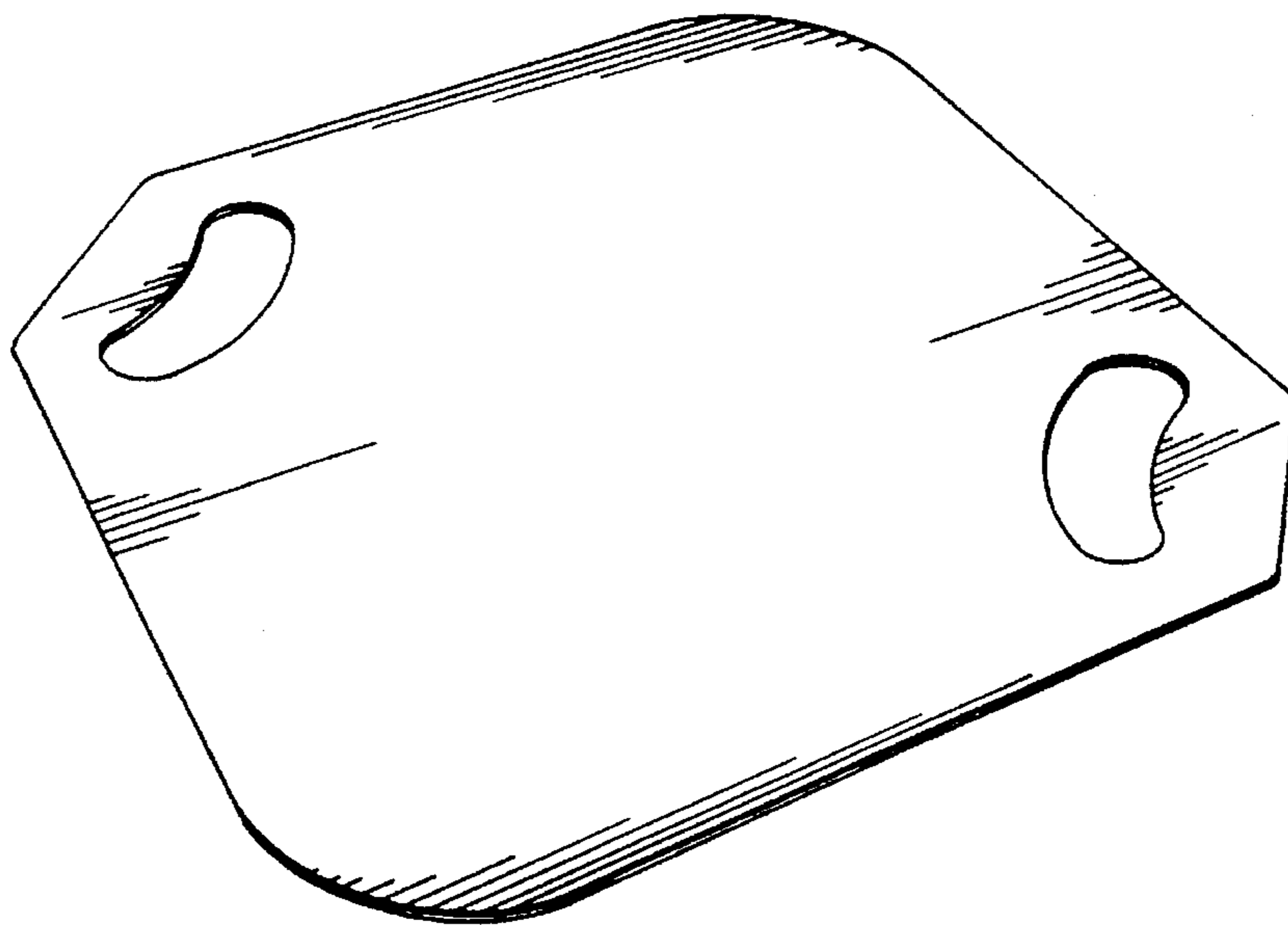
FIG. 1 is a top perspective view of a cutting board showing  
my new design; and,

FIG. 2 is a top plan view thereof, the bottom plan view being  
a mirror image of the top plan view.

**1 Claim, 1 Drawing Sheet**



*Fig. 1.*



*Fig. 2.*