



US00D370593S

**United States Patent** [19]  
**You**

[11] **Patent Number: Des. 370,593**  
[45] **Date of Patent: \*\*Jun. 11, 1996**

[54] **GRIP FOR CUTLERIES**

[76] Inventor: **Jih Yang You**, P.O. Box 82-144, Taipei, Taiwan

[\*\*] Term: **14 Years**

[21] Appl. No.: **41,139**

[22] Filed: **Jun. 27, 1995**

[52] U.S. Cl. .... **D7/401.2**

[58] Field of Search ..... D7/642, 645, 649, D7/650, 653, 664, 401.2; 30/147-150, 322, 324, 340

[56] **References Cited**

**U.S. PATENT DOCUMENTS**

- D. 278,299 4/1985 Laslo ..... D7/664
- D. 294,324 2/1988 Hahn ..... D7/649

*Primary Examiner*—Alan P. Douglas

*Assistant Examiner*—Caron D. Veynar  
*Attorney, Agent, or Firm*—Alfred Lei

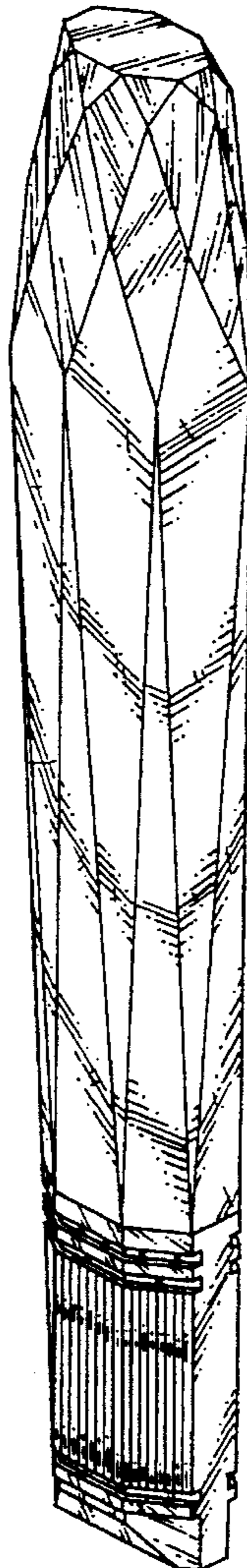
[57] **CLAIM**

The ornamental design for a grip for cutleries, is shown and described.

**DESCRIPTION**

FIG. 1 is a perspective view of a grip for cutleries showing my new design;  
 FIG. 2 is a front view thereof;  
 FIG. 3 is a rear view thereof;  
 FIG. 4 is a left side elevational view thereof;  
 FIG. 5 is a right side elevational view thereof;  
 FIG. 6 is a top plan view thereof;  
 FIG. 7 is a bottom plan view thereof; and,  
 FIG. 8 is a perspective view, the broken line showing of fork tines is for illustrative purposes only and forms no part of the claimed design.

**1 Claim, 5 Drawing Sheets**



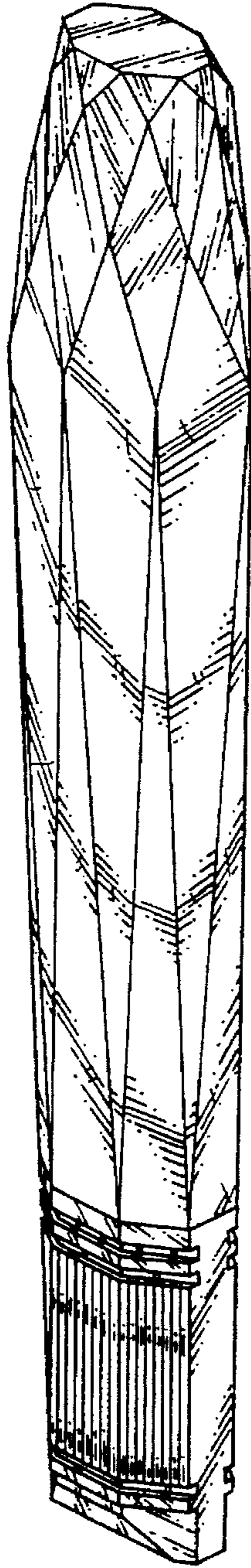


FIG. 1




FIG. 2

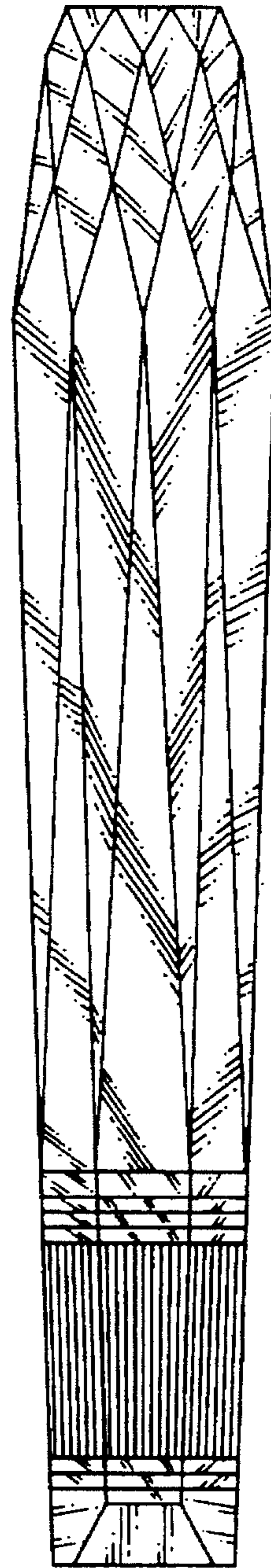


FIG. 3




FIG. 4

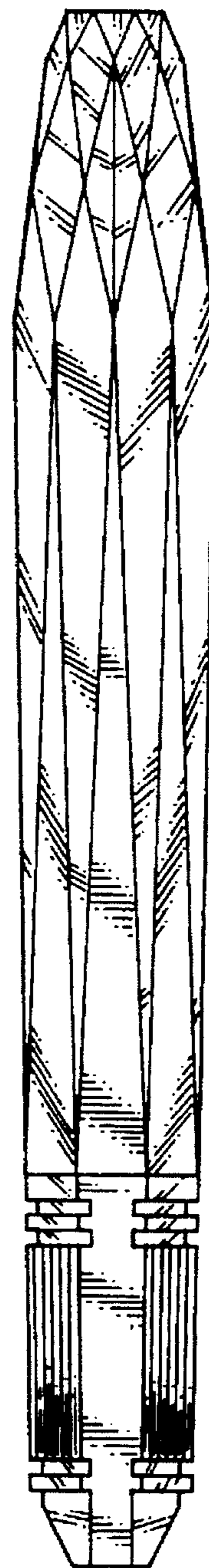


FIG. 5

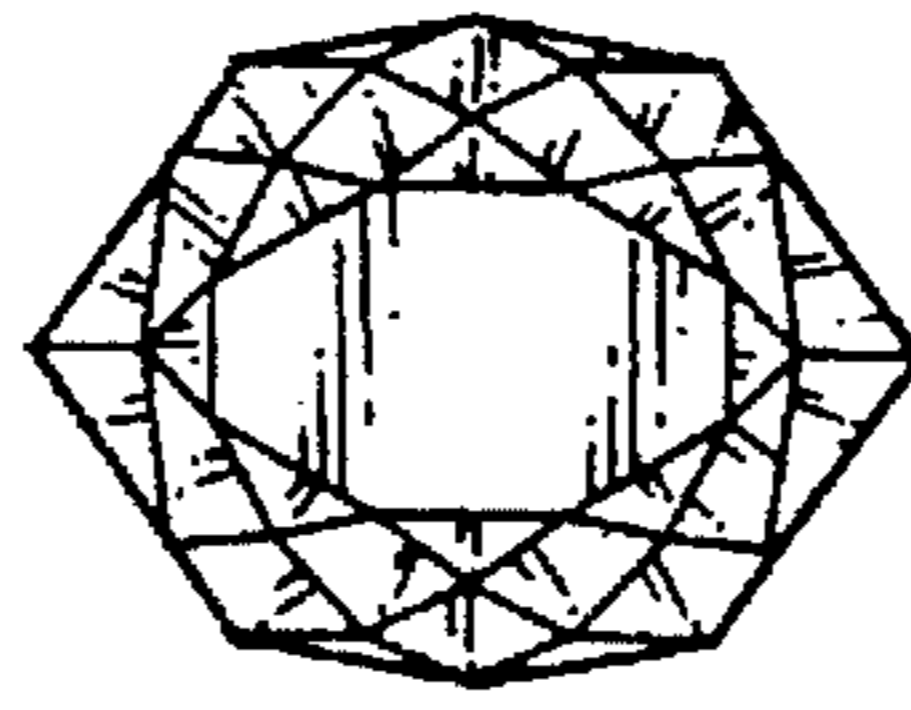


FIG. 6

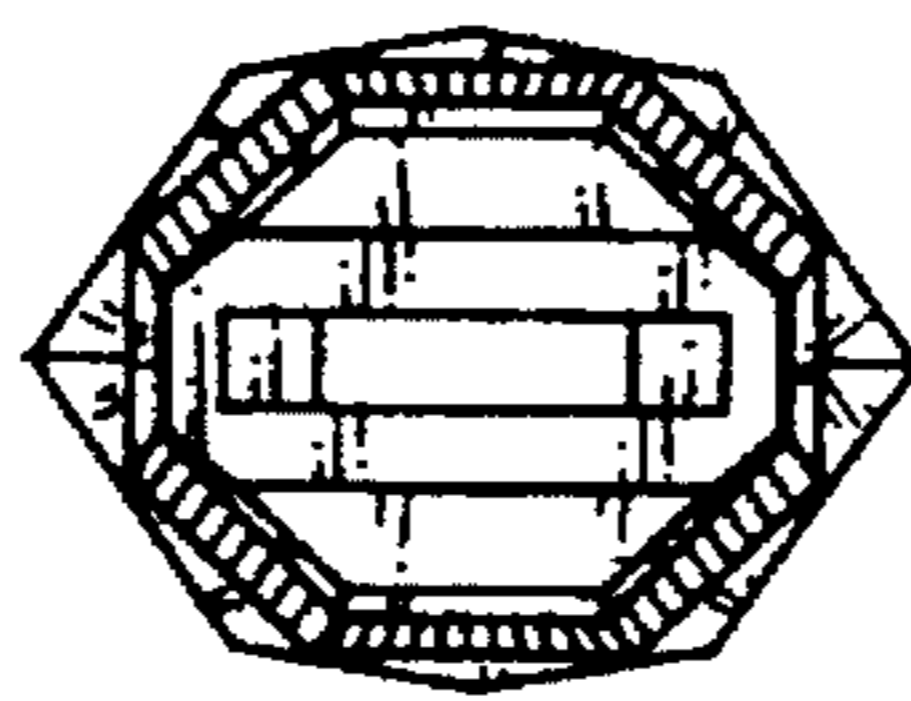


FIG. 7

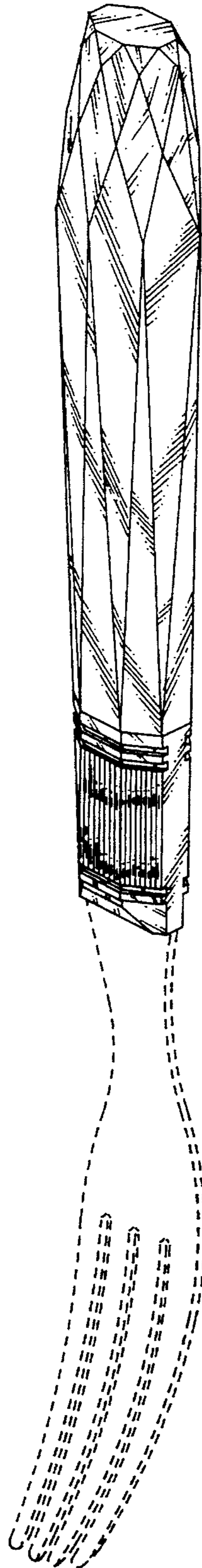


FIG. 8