



US00D370591S

United States Patent [19]
Maddox

[11] **Patent Number: Des. 370,591**
[45] **Date of Patent: **Jun. 11, 1996**

[54] **COOKER**

[76] Inventor: **Michael H. Maddox**, P.O. Box 240531,
Honolulu, Hi. 96824

[**] Term: **14 Years**

[21] Appl. No.: **30,153**

[22] Filed: **Nov. 7, 1994**

[52] U.S. Cl. **D7/334**

[58] Field of Search D7/334, 332, 339,
D7/354, 342, 360, 345; 126/25 R, 25 A,
25 AA

[56] **References Cited**

U.S. PATENT DOCUMENTS

D. 258,106	2/1981	Vieceli	D7/354
D. 347,356	5/1994	Yim	D7/360
1,342,163	6/1920	Flint	126/25 A
2,173,166	9/1939	Hoelscher	126/25 R
3,757,675	9/1973	Wilbricht	99/446
3,943,837	3/1976	Trkla	99/339
4,074,675	2/1978	Dailey	126/41 R

OTHER PUBLICATIONS

Advertisement For "The Sportsman" from Atlanta Stove Works, Inc Dec. 1953.

Primary Examiner—Louis S. Zarfaz
Assistant Examiner—Gregory Andoll
Attorney, Agent, or Firm—James A. Hudak

[57] **CLAIM**

The ornamental design for a cooker, as shown and described.

DESCRIPTION

FIG. 1 is a perspective view of the cooker showing my new design;

FIG. 2 is a front elevational view thereof, the rear elevational view being a mirror image of the view shown in this Figure; FIG. 3 is a left side elevational view thereof, the right side elevational view being a mirror image of the view shown in this Figure;

FIG. 4 is a top plan view thereof; and, FIG. 5 is a bottom plan view thereof.

1 Claim, 3 Drawing Sheets

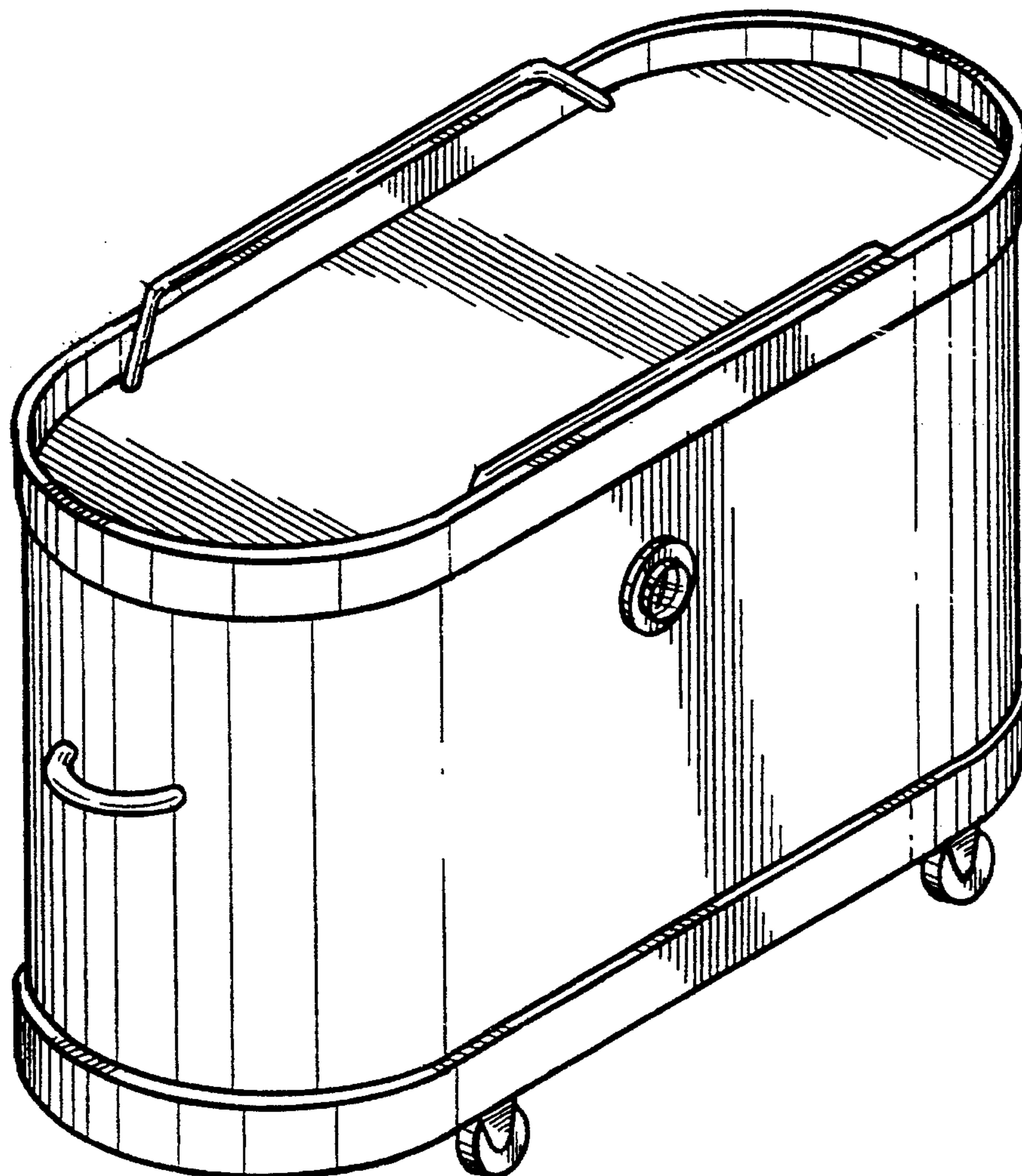


FIG. 1.

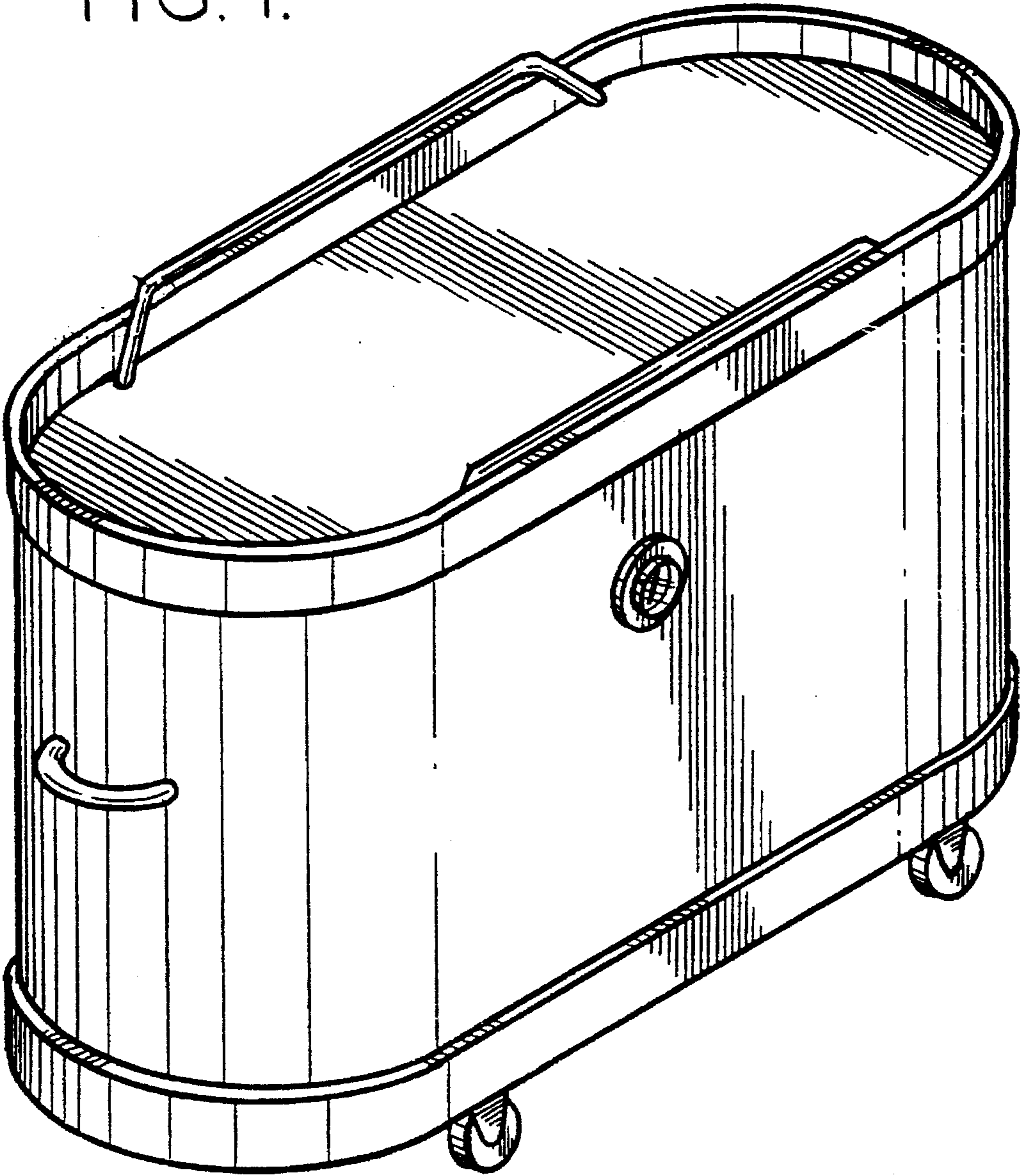


FIG. 4

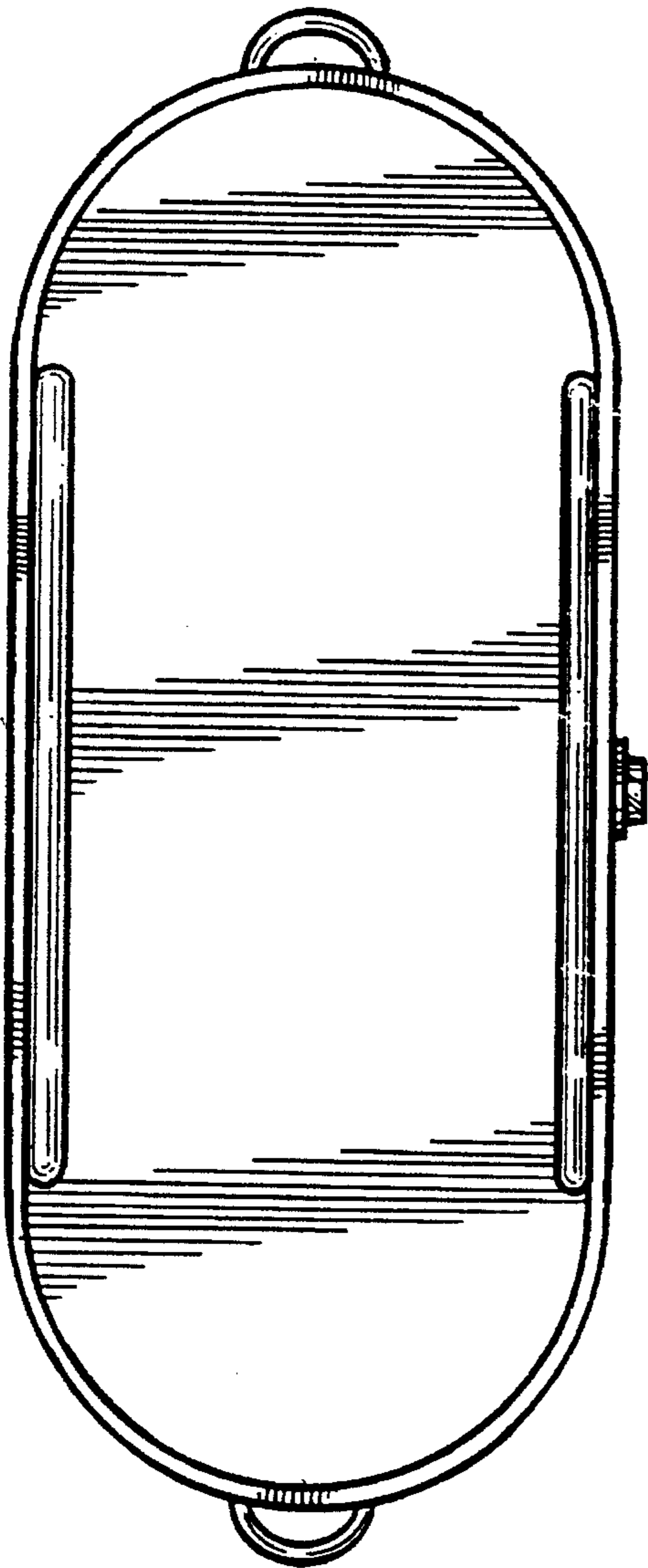


FIG. 2

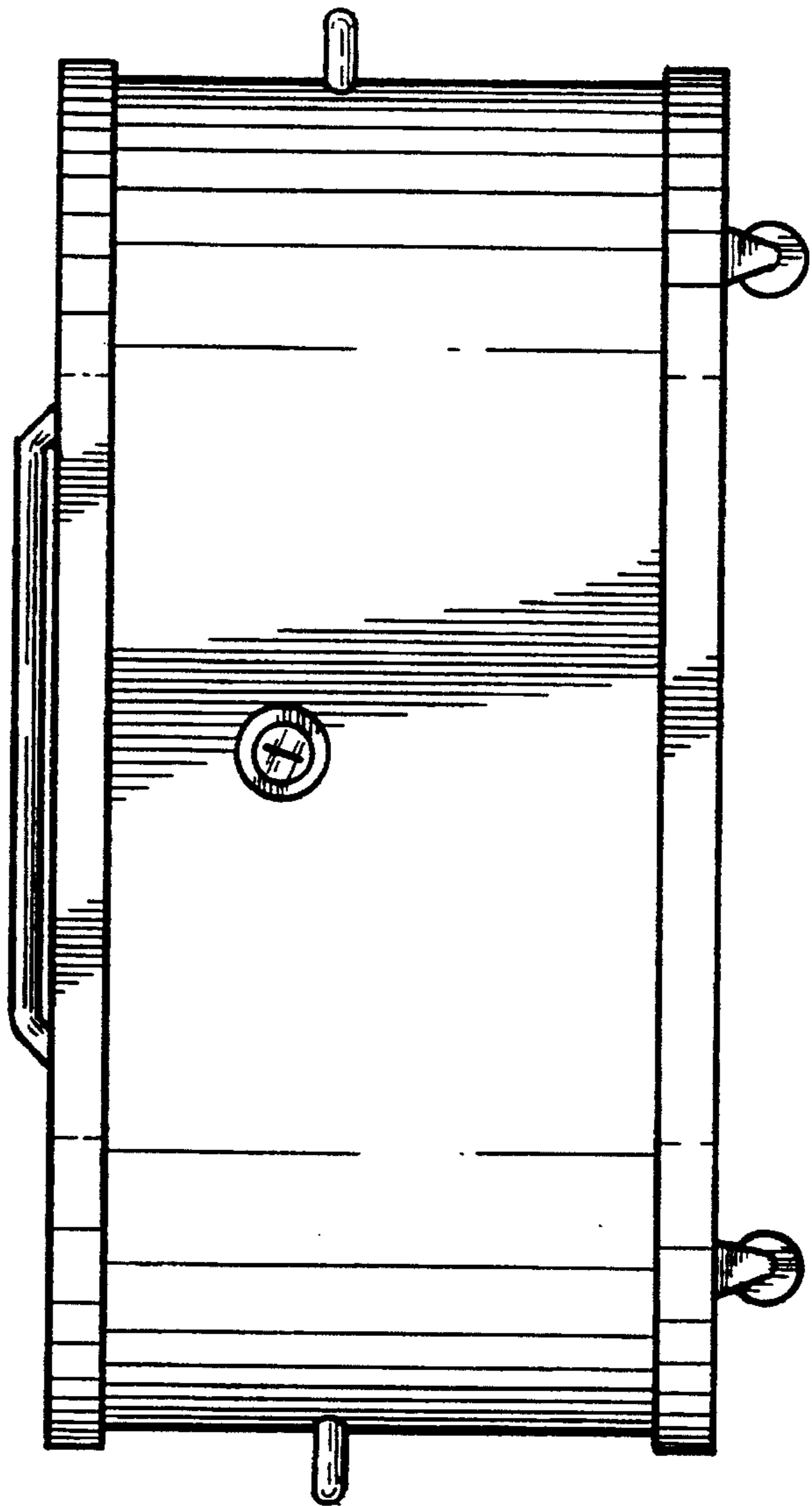


FIG. 5




FIG. 3

