



US00D370558S

United States Patent [19] McGinnis

[11] Patent Number: **Des. 370,558**

[45] Date of Patent: ****Jun. 11, 1996**

[54] **DRY-FLOAT WALLET & KEY HOLDER**

[76] Inventor: **Kevin P. McGinnis**, P.O. Box 167,
Honesdale, Pa. 18431

[**] Term: **14 Years**

[21] Appl. No.: **19,276**

[22] Filed: **Feb. 28, 1994**

[52] U.S. Cl. **D3/208**

[58] Field of Search D3/207-212, 247,
D3/249, 250-251, 276, 293-294; 24/3 K;
70/456 R-458 B, 457-460; 428/13; 206/69,
223

1,752,380	4/1930	Gress	D3/208
2,435,032	1/1948	Campbell	D3/208
2,479,524	8/1949	Tarboy	70/456 B X
2,602,320	7/1952	Lane	70/456 B
2,629,251	2/1953	Schwalberg	70/457
2,874,740	2/1959	Mageau, Jr.	D3/212
2,968,176	1/1961	Collings	70/456 B X
2,969,823	1/1961	Sherwood	70/456 B X
3,867,823	2/1975	Waltower	70/456 B

Primary Examiner—Ralf Seifert

[57] CLAIM

The ornamental design for a dry-float wallet & key holder, as shown and described.

DESCRIPTION

FIG. 1 is a front elevational view of the dry-float wallet & key holder showing my new design;
 FIG. 2 is a rear elevational view thereof;
 FIG. 3 is a left side elevational view thereof;
 FIG. 4 is a right side elevational view thereof;
 FIG. 5 is a top plan view thereof;
 FIG. 6 is a bottom plan view thereof; and,
 FIG. 7 is an isometric view showing a use thereof.
 The broken line showing of a key and clip in FIG. 7, a partial key in FIG. 8 and partial clip in FIG. 9 is for illustrative purposes only and forms no part of the claimed design.

1 Claim, 6 Drawing Sheets

[56] References Cited

U.S. PATENT DOCUMENTS

D. 239,578	4/1976	Woodard	D3/294
D. 283,950	5/1986	Markowitz	D3/247
D. 287,906	1/1987	Tsuji et al.	D3/294
D. 307,354	4/1990	Knotter et al.	D3/294
D. 307,979	5/1990	Purvis	D3/208
D. 308,291	6/1990	O'Neal	D3/208
D. 311,449	10/1990	Paschal	D3/294
D. 335,028	4/1993	Berlin	D3/250
D. 344,015	2/1994	Jacobson	D3/247
D. 352,601	11/1994	Dallaire	D3/212
1,066,129	7/1913	Manasse	70/456

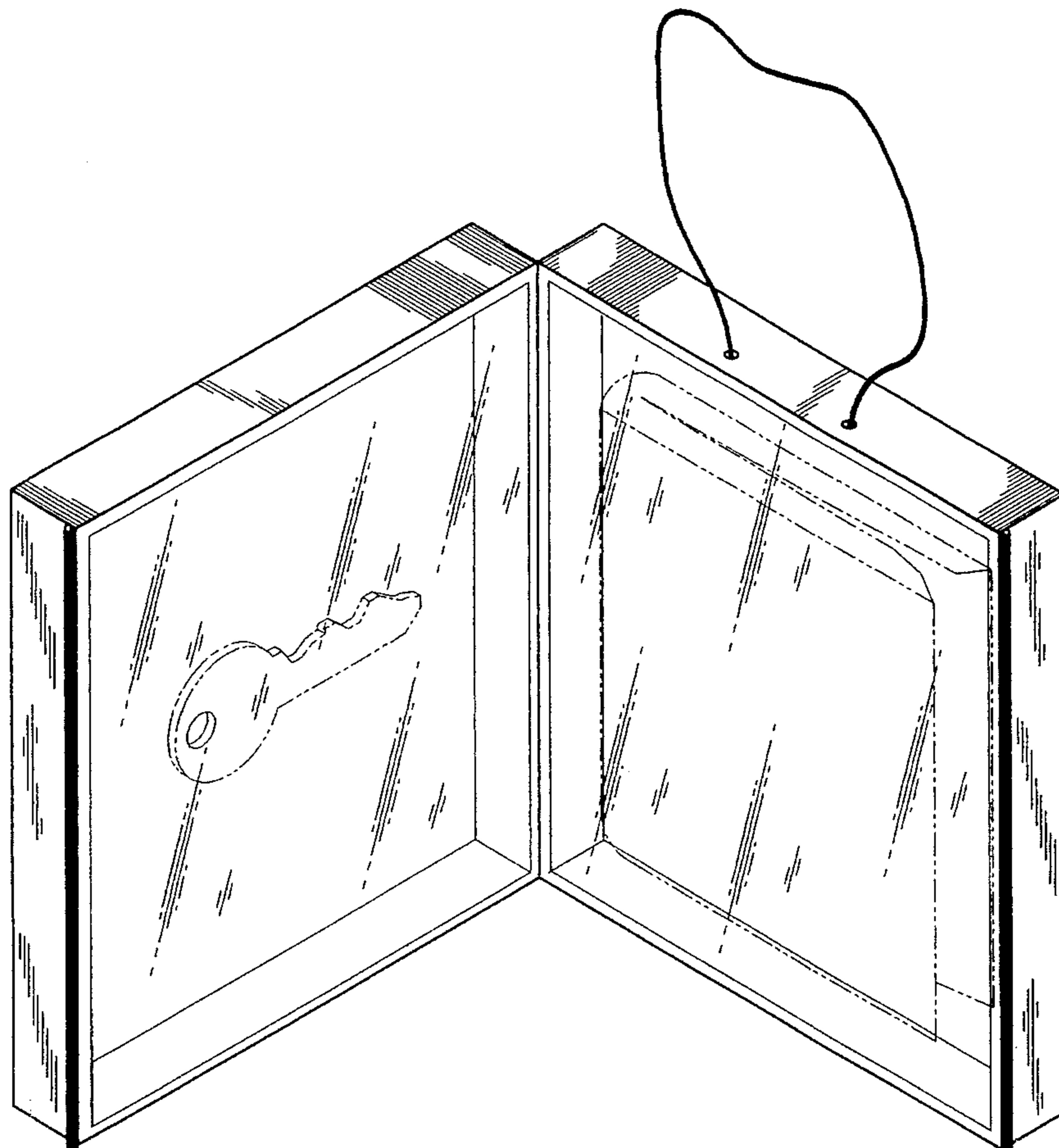


FIG. 1

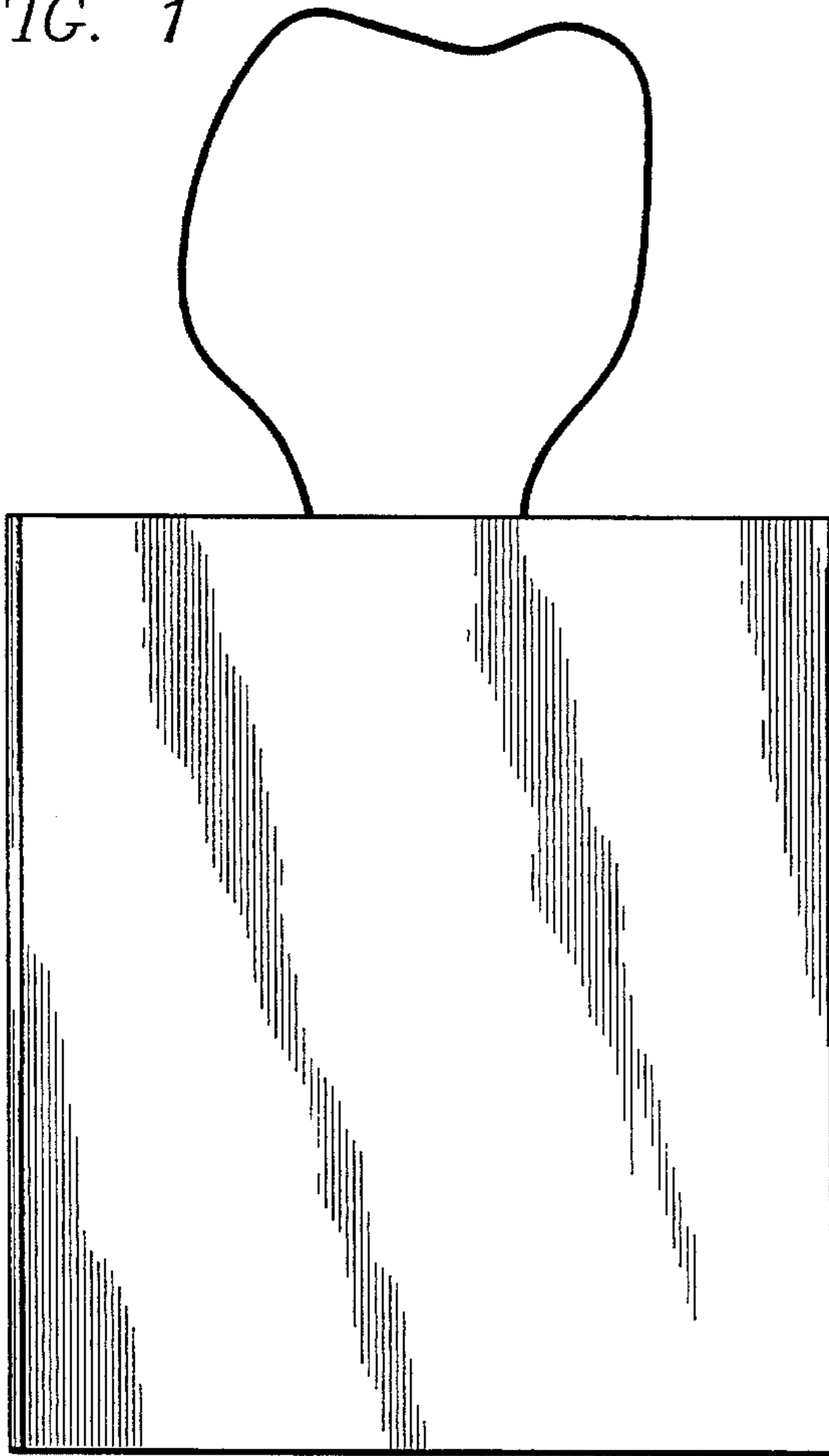


FIG. 2

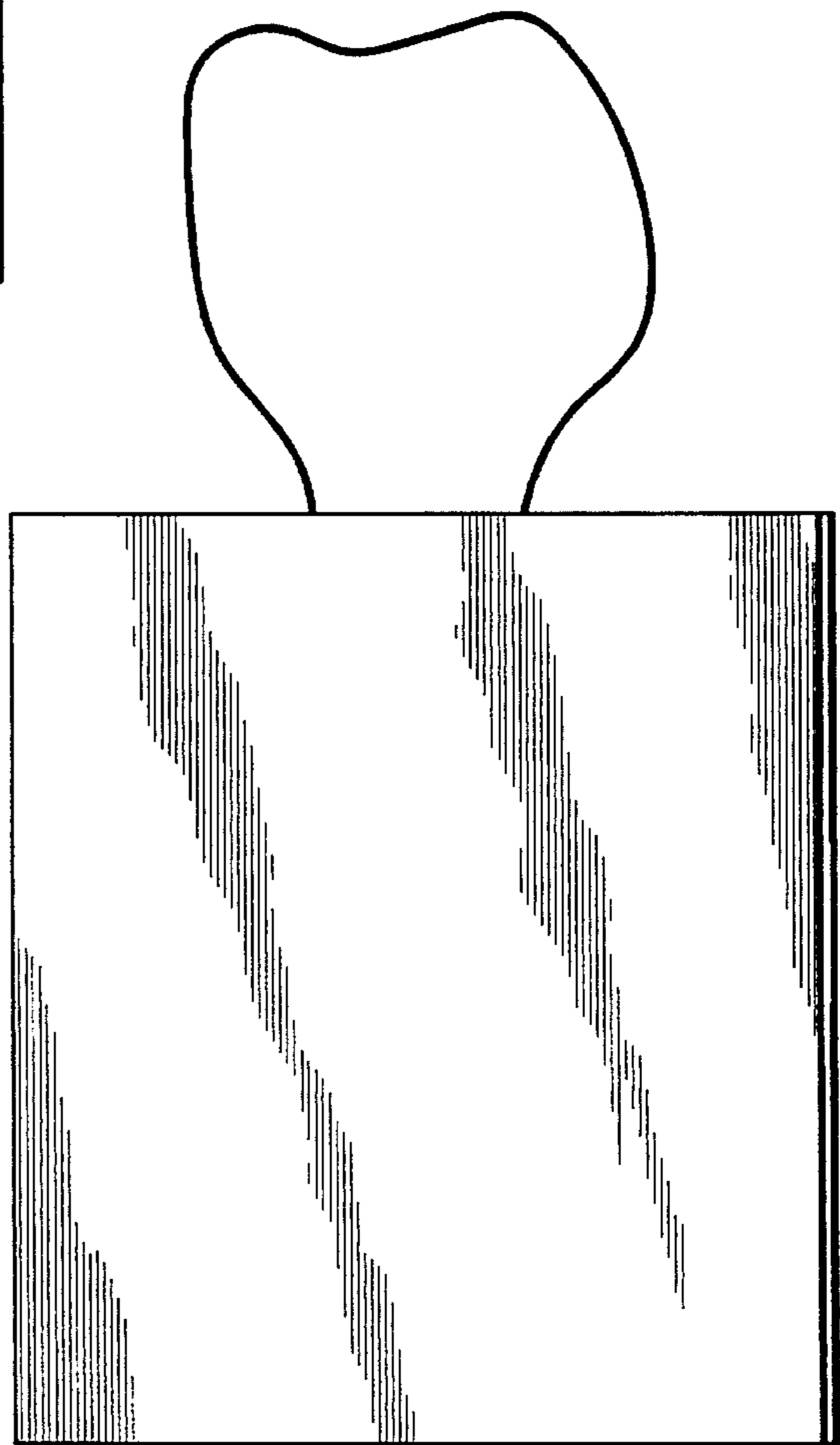


FIG. 3




FIG. 4




FIG. 5

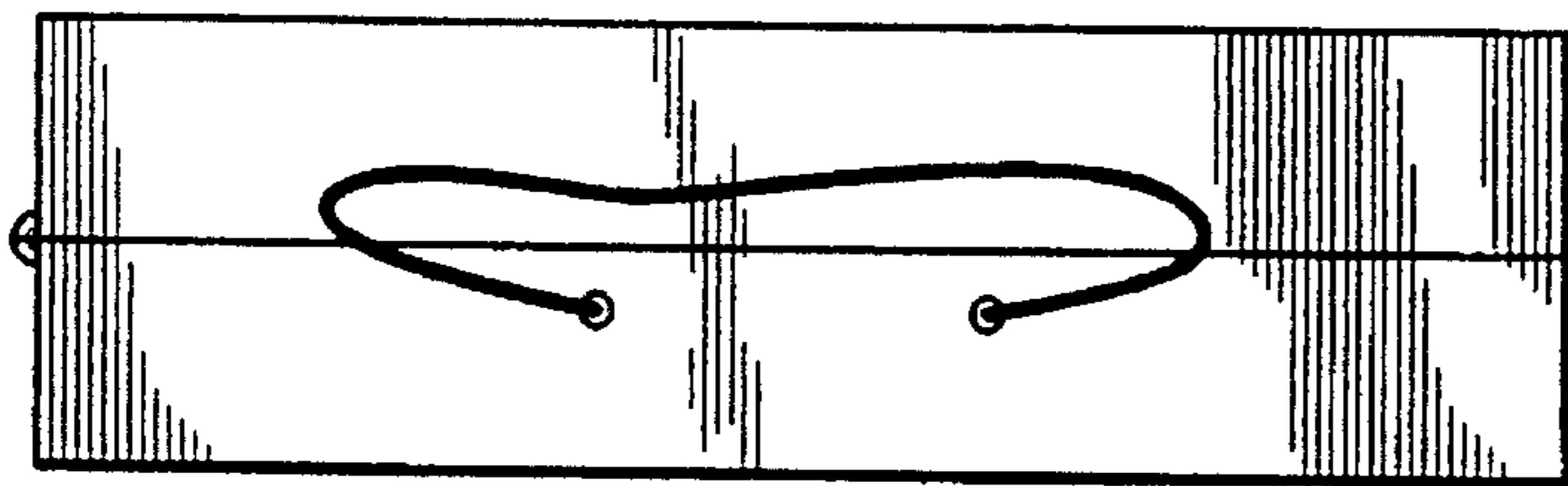


FIG. 6

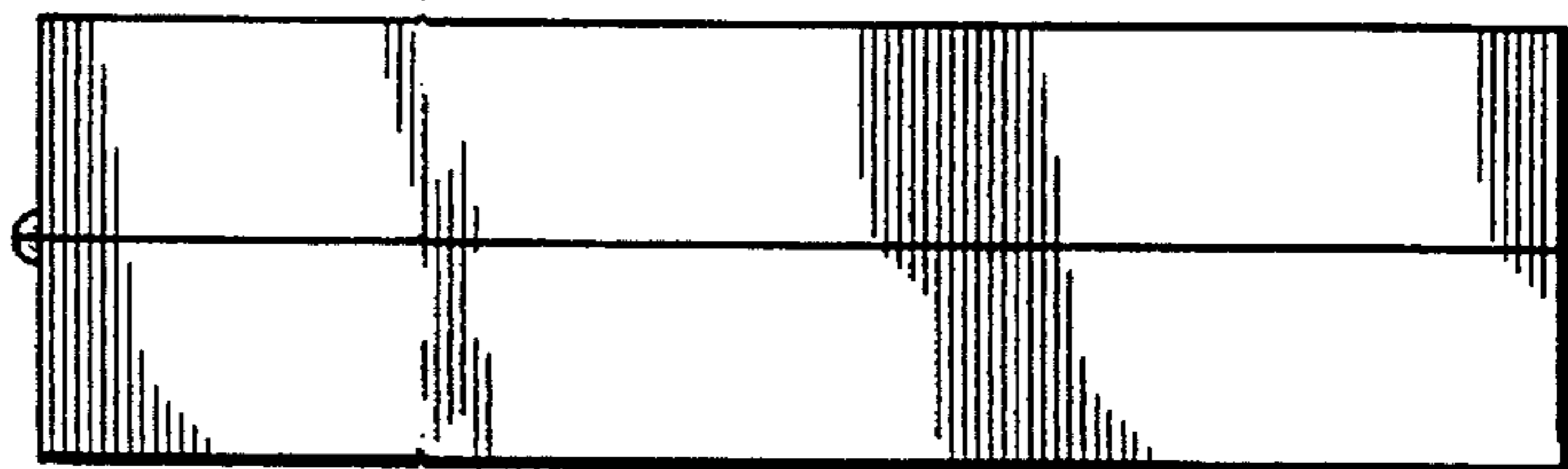


FIG. 7

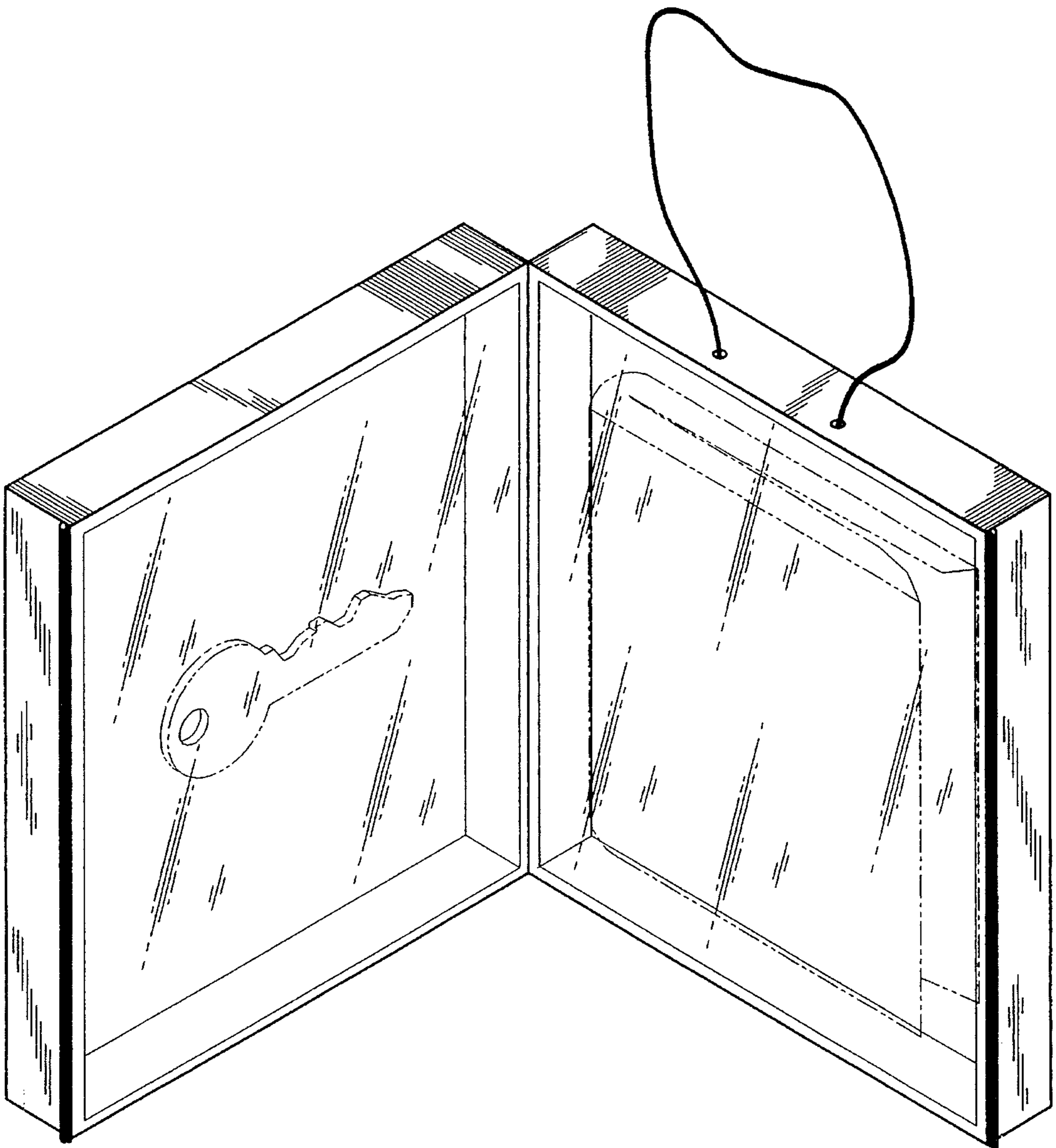


FIG. 8

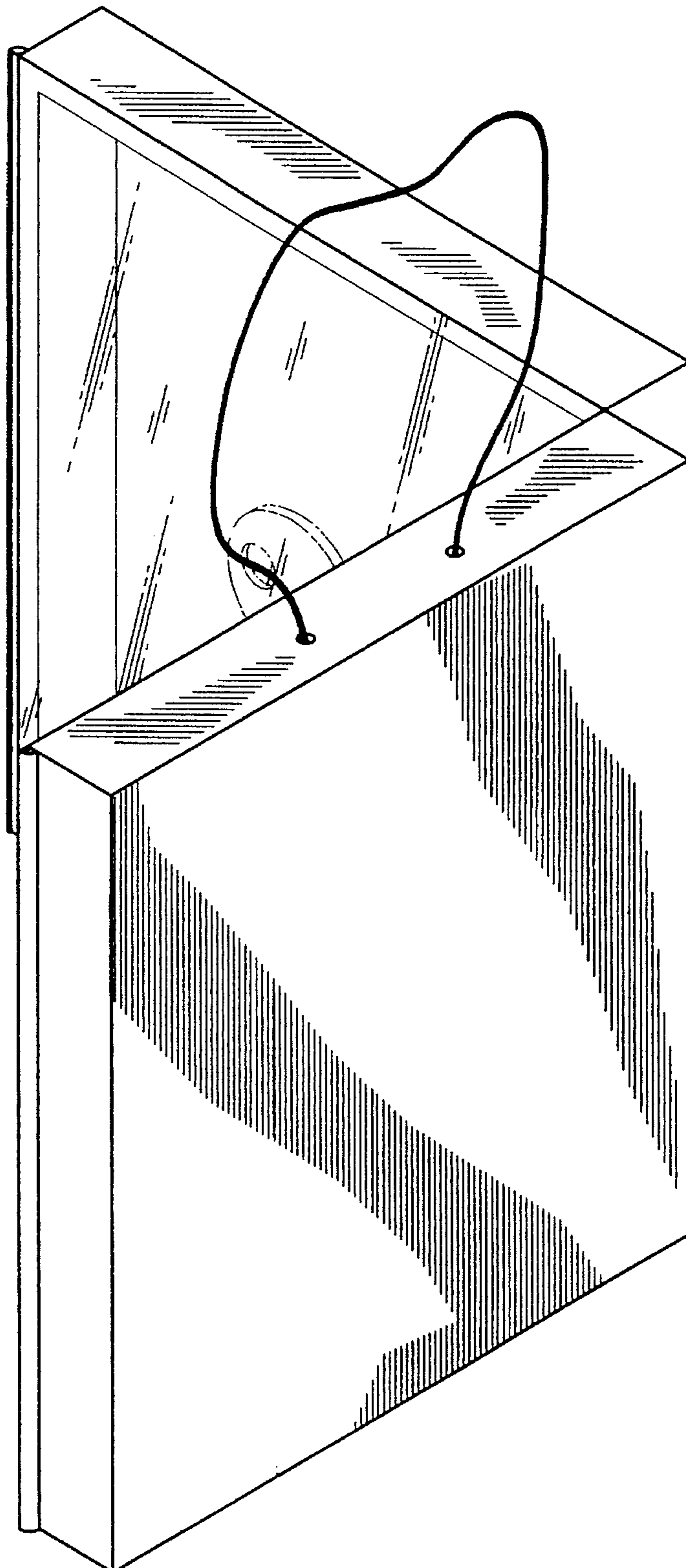


FIG. 9

