



US00D370554S

United States Patent [19] Greene

[11] Patent Number: **Des. 370,554**

[45] Date of Patent: ****Jun. 11, 1996**

[54] **SHOE UPPER**

[75] Inventor: **Pamela S. Greene, Portland, Oreg.**

[73] Assignee: **Nike, Inc., Beaverton, Oreg.**

[**] Term: **14 Years**

[21] Appl. No.: **42,404**

[22] Filed: **Aug. 8, 1995**

[52] U.S. Cl. **D2/969; D2/907**

[58] Field of Search **D2/969, 970, 907,
D2/902, 910, 912; 36/102, 114, 116, 45,
50.1**

D. 361,425 8/1995 Backus D2/969
D. 362,111 9/1995 Avar D2/970
5,184,378 2/1993 Batra 36/50.1 X

OTHER PUBLICATIONS

Nike 1994 Holiday Footwear Catalog, published Mar. 1994, p. 52.

Nike 1995 Spring Footwear Catalog, published Jun. 1994, p. 94.

Primary Examiner—Doris V. Coles
Attorney, Agent, or Firm—Banner & Allegretti, Ltd.

[57] CLAIM

The ornamental design for a shoe upper, as shown and described.

[56] References Cited

U.S. PATENT DOCUMENTS

D. 298,982	12/1988	Lussier .	
D. 311,637	10/1990	Hatfield .	
D. 343,278	1/1994	Tonkel et al.	D2/969
D. 344,404	2/1994	Close	D2/969
D. 344,849	3/1994	Greene	D2/969
D. 346,061	4/1994	Teague	D2/969
D. 348,561	7/1994	Lozano	D2/969
D. 348,976	7/1994	Van Noy	D2/969
D. 348,978	7/1994	Avar	D2/970
D. 351,275	10/1994	Hatfield et al.	D2/970
D. 357,574	4/1995	Morris	D2/970

DESCRIPTION

FIG. 1 is a side elevational view of a shoe upper showing my new design;

FIG. 2 is a side elevational view of the other side thereof;

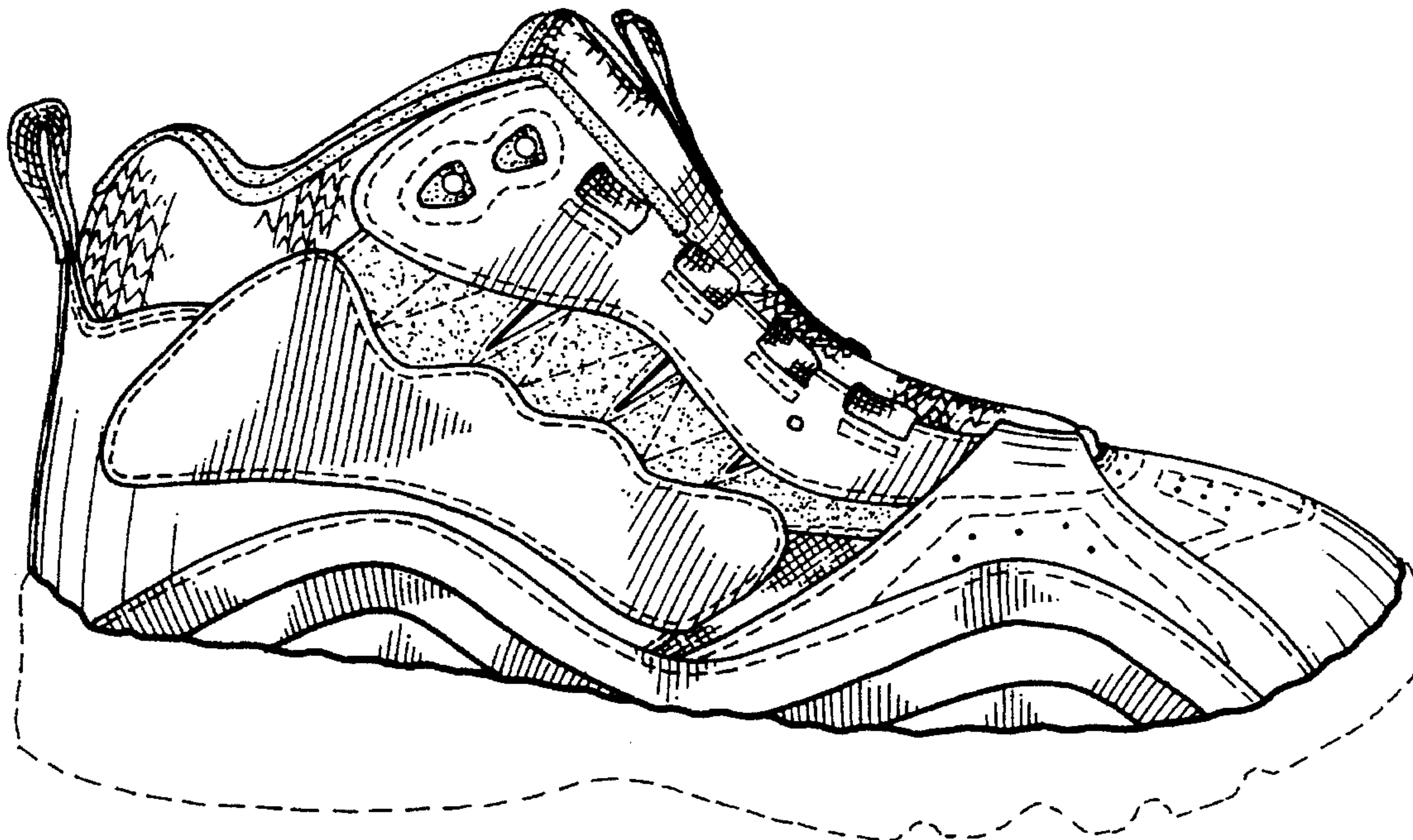
FIG. 3 is a front elevational view thereof;

FIG. 4 is a rear elevational view thereof; and,

FIG. 5 is a top plan view thereof.

The broken line showing of a shoe sole in FIGS. 1-5 is for illustrative purposes only and forms no part of the claimed design.

1 Claim, 3 Drawing Sheets






FIG. 1




FIG. 2

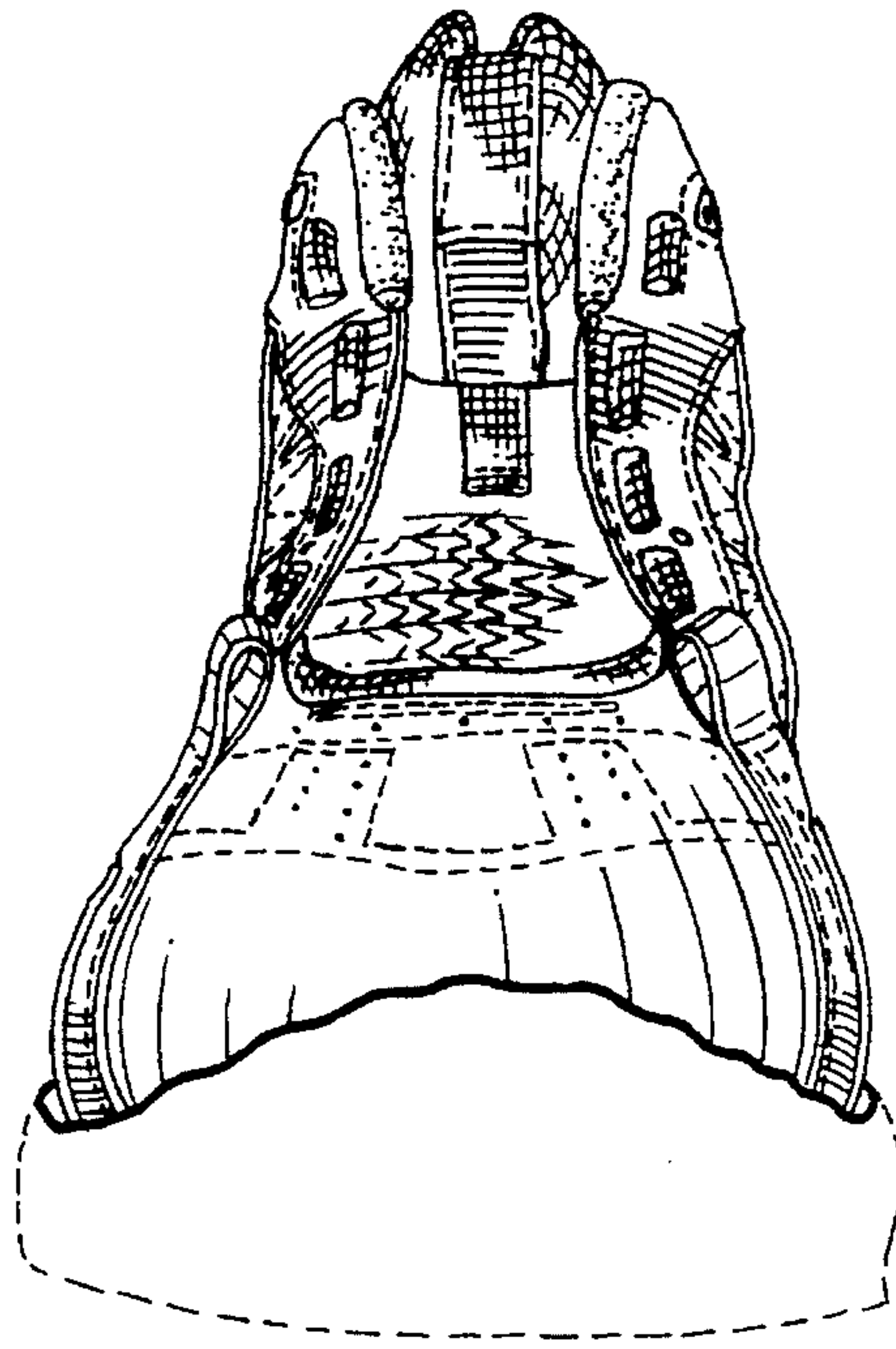


FIG. 3

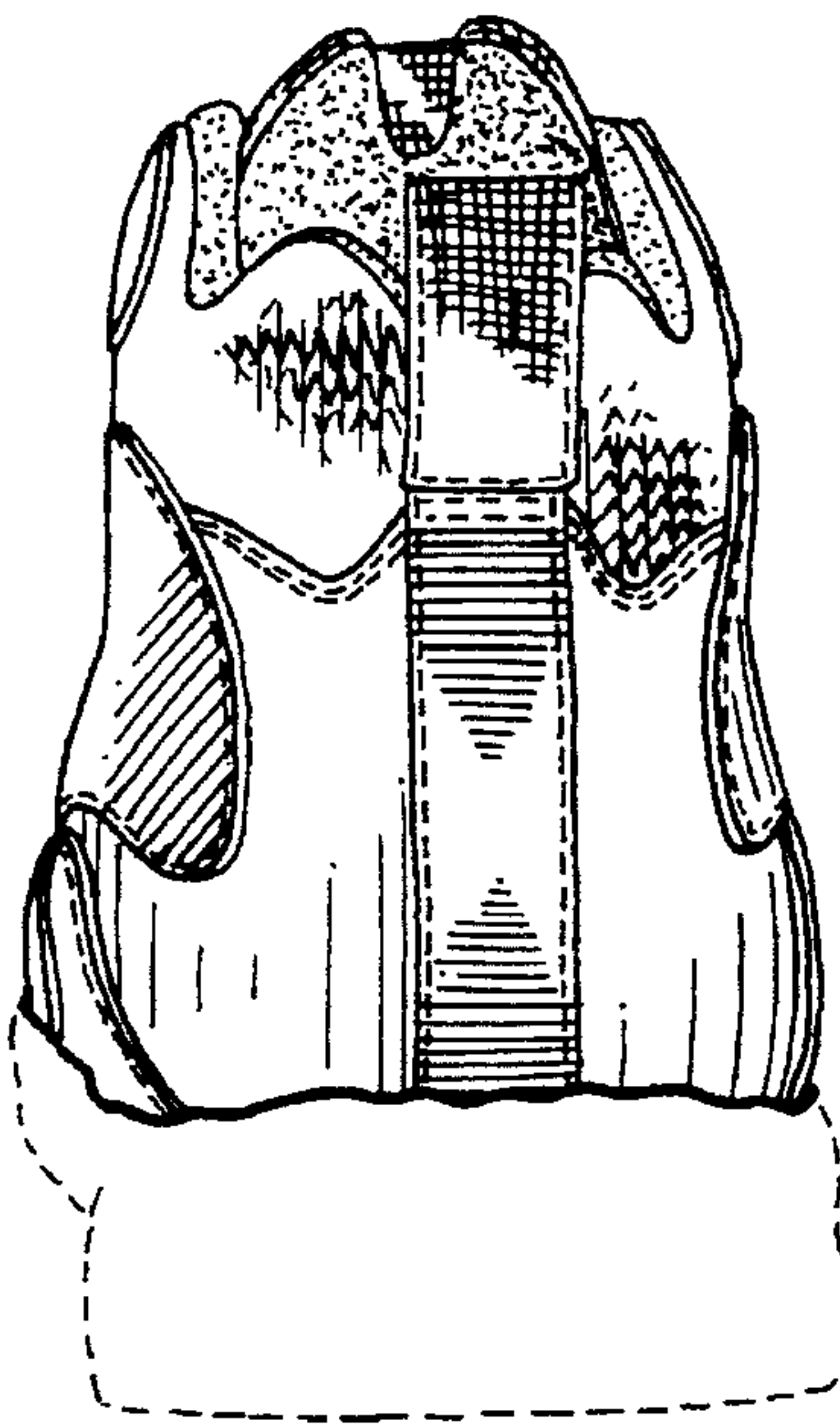


FIG. 4

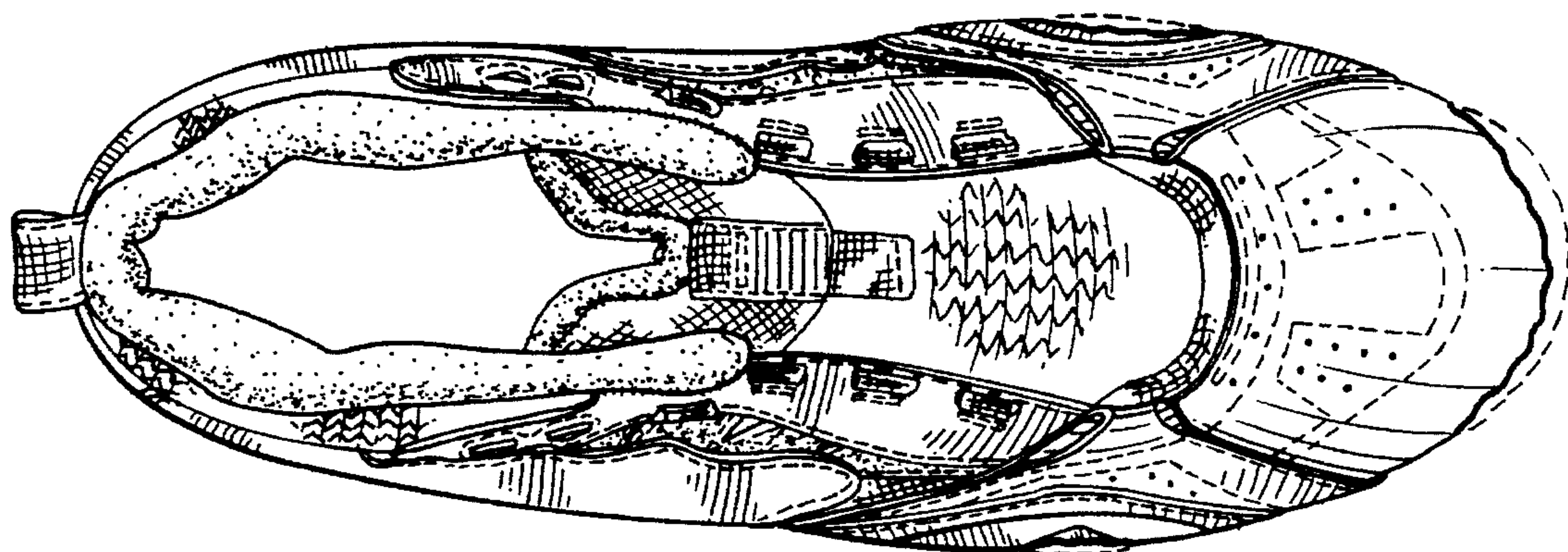


FIG. 5