



US00D370538S

# United States Patent [19] Gentry

[11] Patent Number: **Des. 370,538**

[45] Date of Patent: **\*\*Jun. 4, 1996**

[54] ENCLOSURE PANEL

748,634 1/1904 Murphy et al. .... D25/142

[75] Inventor: **Hollis Gentry**, Rainsville, Ala.

*Primary Examiner*—Louis S. Zarfaz  
*Assistant Examiner*—Gregory Andoll  
*Attorney, Agent, or Firm*—Welsh & Katz, Ltd.

[73] Assignee: **Game Time, Inc.**, Ft. Payne, Ala.

[\*\*] Term: **14 Years**

### [57] CLAIM

[21] Appl. No.: **37,931**

The ornamental design for an enclosure panel, as shown and described.

[22] Filed: **Apr. 24, 1995**

### DESCRIPTION

[52] U.S. Cl. .... **D25/138; D25/152**

[58] Field of Search ..... D25/138, 152,  
D25/149, 154, 155, 142; D11/137, 162;  
52/789.1

FIG. 1 is a front view of an enclosure panel embodying the subject design;  
FIG. 2 is a right side view of the enclosure panel of FIG. 1;  
FIG. 3 is a rear view of the enclosure panel of FIG. 1;  
FIG. 4 is a left side view of the enclosure panel of FIG. 1;  
FIG. 5 is a bottom plan view of the enclosure panel of FIG. 1; and,  
FIG. 6 is a top plan view of the enclosure panel of FIG. 1.

### [56] References Cited

#### U.S. PATENT DOCUMENTS

D. 131,615	3/1942	Babl .....	D11/137
D. 172,087	5/1954	Catterlin .....	D11/137
D. 172,842	8/1954	Scheer et al. ....	D11/137
D. 172,843	8/1954	Scheer et al. ....	D11/137

1 Claim, 1 Drawing Sheet




FIG. 1

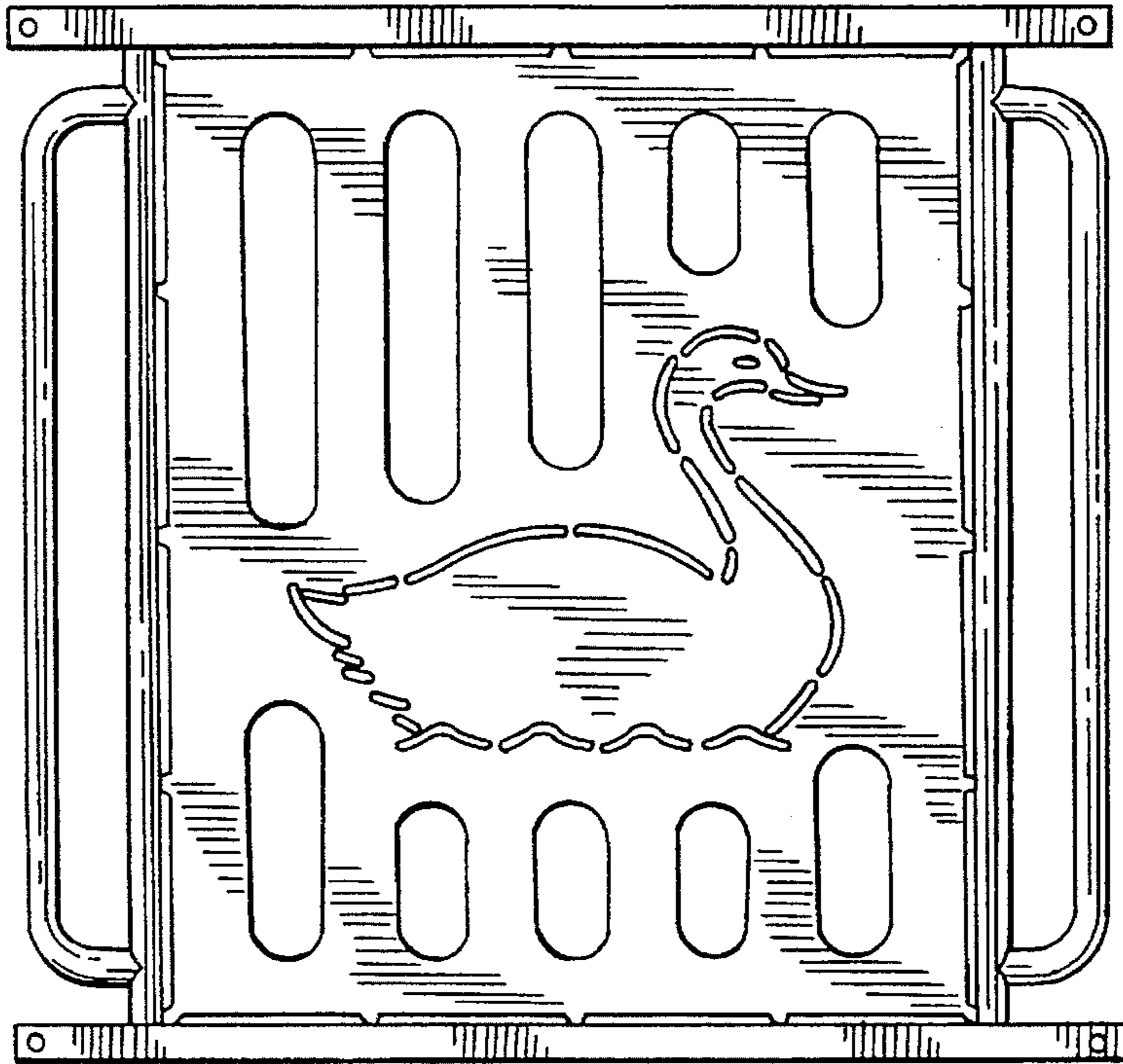


FIG. 3

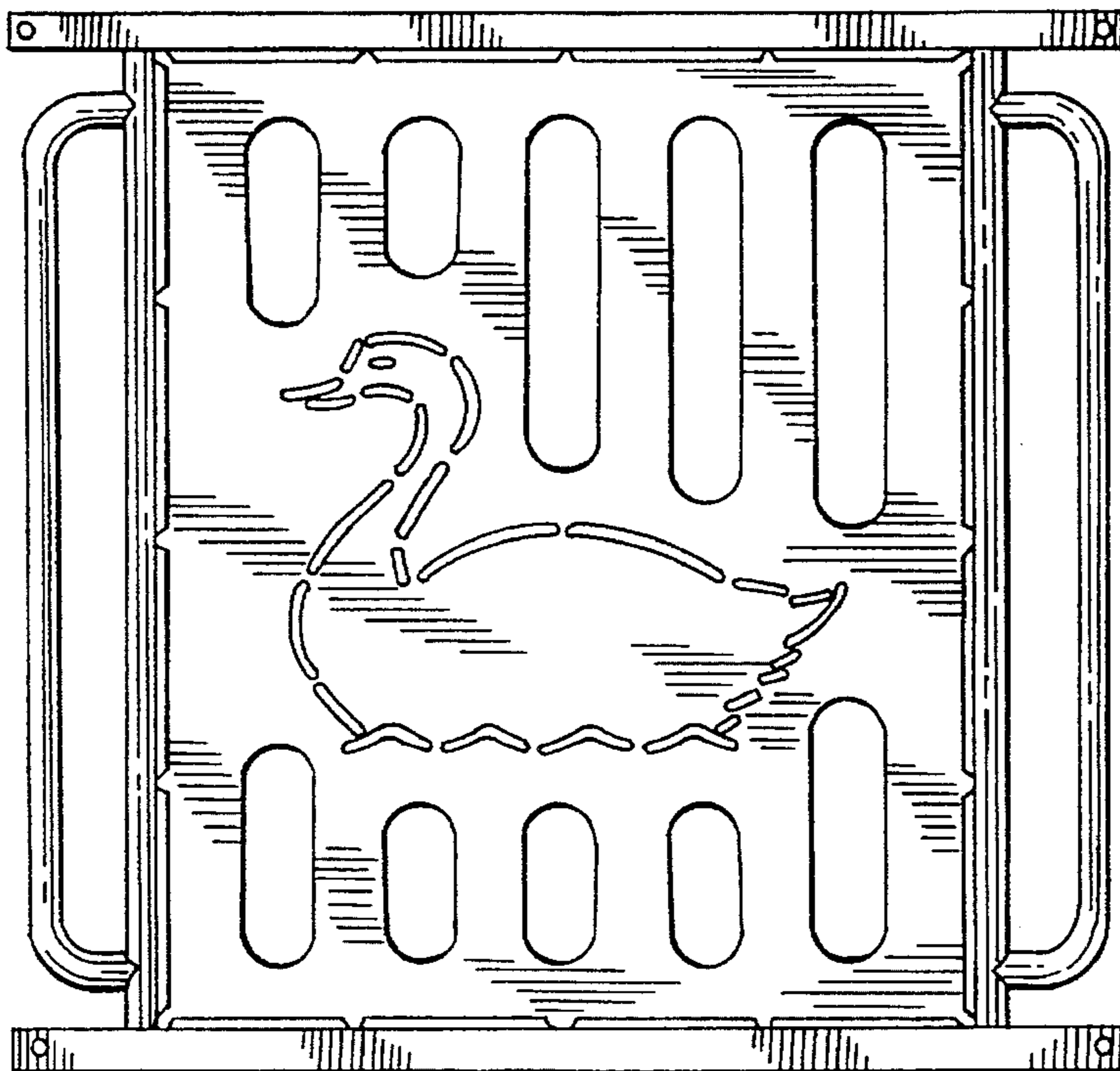


FIG. 5



FIG. 6




FIG. 2



FIG. 4

