



US00D370534S

United States Patent [19]

Hunger et al.

[11] **Patent Number: Des. 370,534**

[45] **Date of Patent: **Jun. 4, 1996**

[54] **RAISED TOUCH PAD CONTROL PANEL FOR SPAS**

[75] Inventors: **Darrell A. Hunger**, Berkeley; **Ralph D'Innocente**, Benecia, both of Calif.

[73] Assignee: **Jacuzzi, Inc.**, Walnut Creek, Calif.

[**] Term: **14 Years**

[21] Appl. No.: **30,477**

[22] Filed: **Oct. 31, 1994**

[52] U.S. Cl. **D24/201**

[58] Field of Search D24/201, 204,
D24/205; 4/541.1, 541.3, 541.4, 496, 524,
538

[56] **References Cited**

U.S. PATENT DOCUMENTS

D. 295,785	5/1988	Gordon	D24/201
D. 348,936	7/1994	Swick et al.	D24/201
5,361,215	11/1994	Thompkins et al.	4/541.1

OTHER PUBLICATIONS

Spa & Sauna Trade Journal, Mar. 1983, vol. 8 #3, Sensi-Touch.

BLUE WATER SPAS control panel; Author unknow; Company Source unknow; first published Aug. 1994 or before.

Le SPA control panel; Author unknown; Company Source Del Aire Company; first published Aug. 1994 or before.

All control panel; Author unknown; Company Source Aquatic Industries; first published Aug. 1994 or before.

Primary Examiner—Stella Reid

Attorney, Agent, or Firm—Limbach & Limbach

[57] **CLAIM**

The ornamental design for a raised touch pad control panel for spas, as shown.

DESCRIPTION

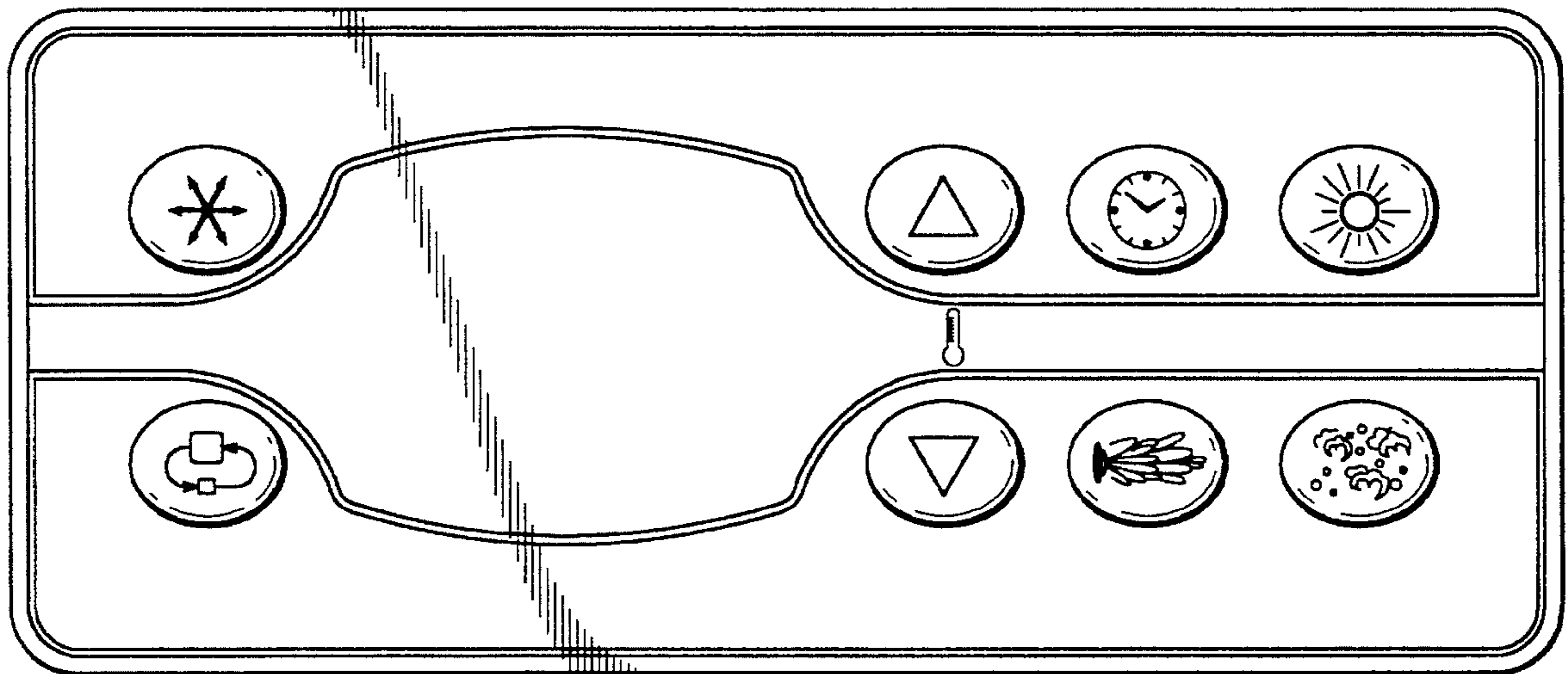
FIG. 1 is a top plan view of a raised touch pad control panel for spas, showing our new design;

FIG. 2 is a side elevational view thereof, the opposite side elevational view being identical thereto;

FIG. 3 is an end elevational view thereof, the opposite end elevational view being identical thereto; and,

FIG. 4 is a bottom plan view thereof.

1 Claim, 2 Drawing Sheets



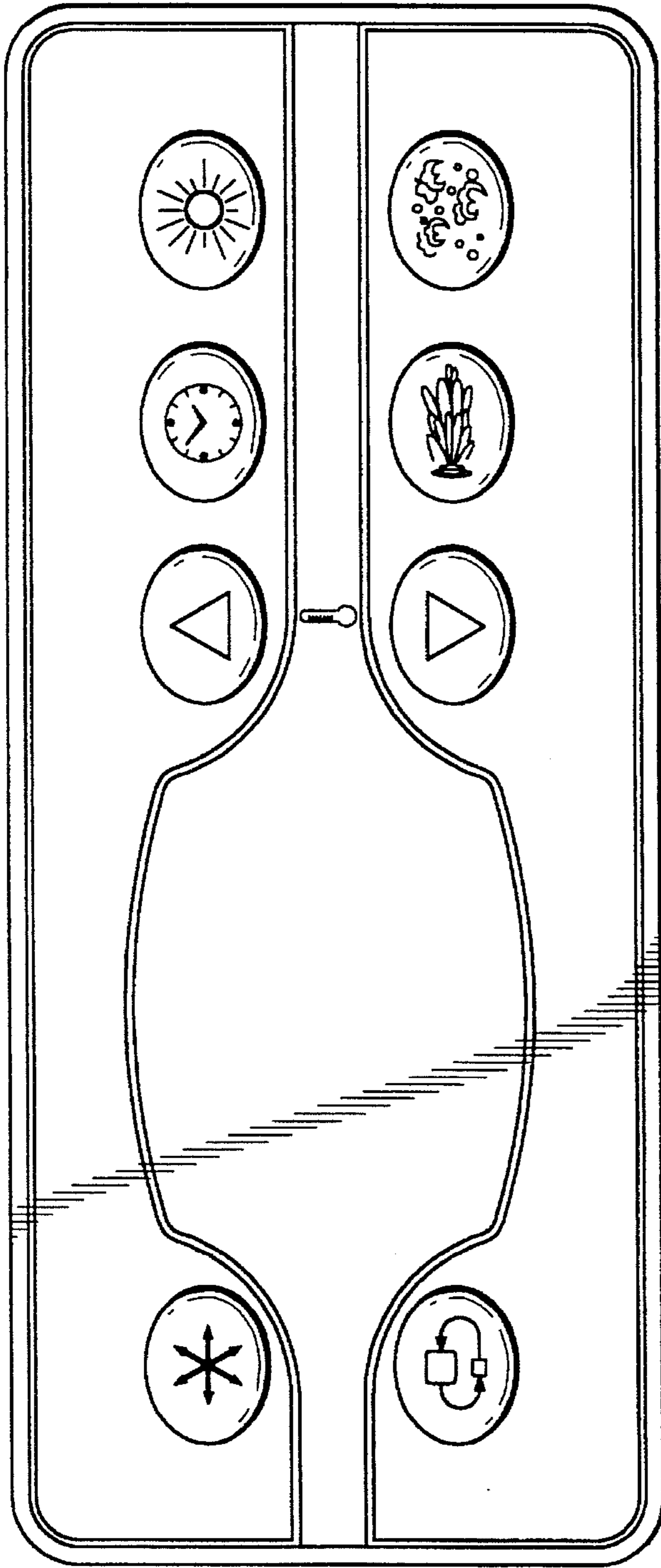


FIG. 1



FIG. 2



FIG. 3

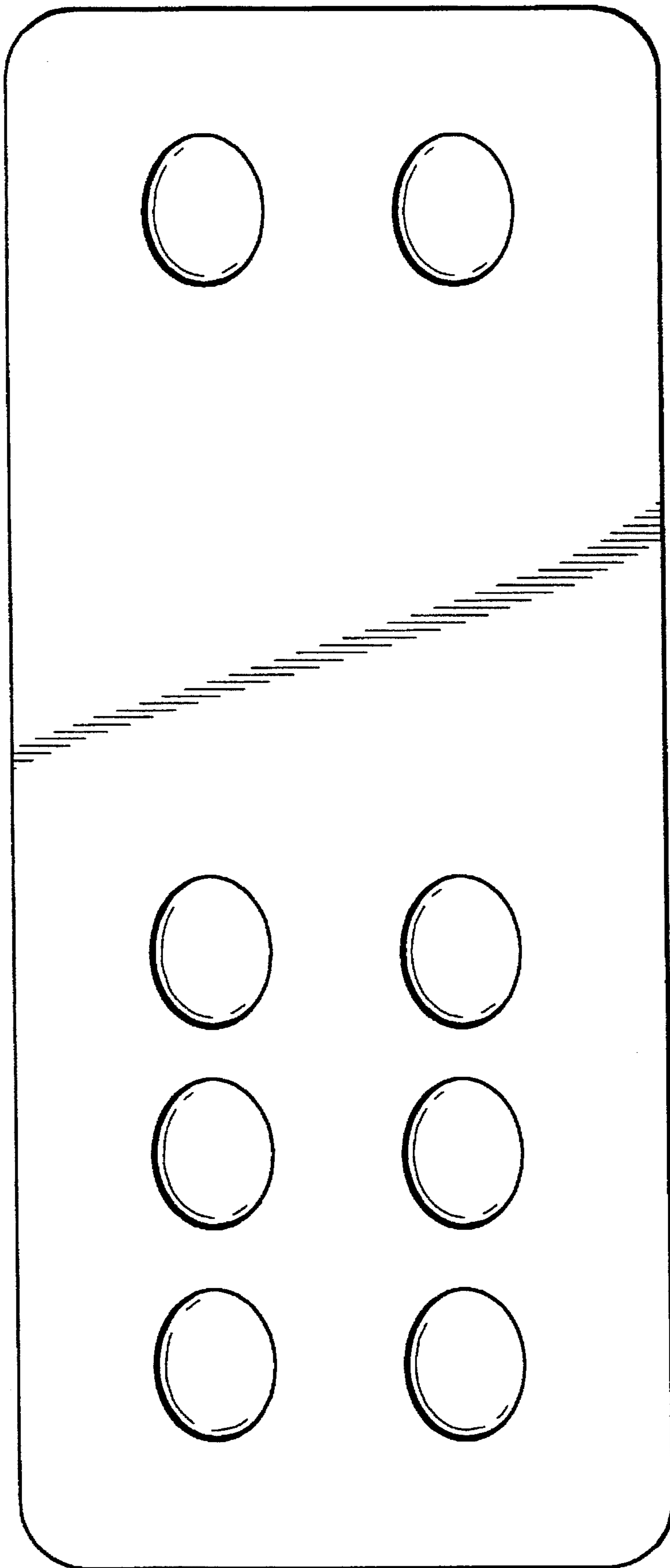


FIG. 4