



US00D370529S

# United States Patent [19]

[11] **Patent Number: Des. 370,529**

Nestor

[45] **Date of Patent: \*\*Jun. 4, 1996**

[54] **COMBINED TOILET SEAT AND COVER**

[76] Inventor: **George A. Nestor**, 701 Rose Ave., Nanty Glo, Pa. 15943

[\*\*] Term: **14 Years**

[21] Appl. No.: **18,877**

[22] Filed: **Feb. 17, 1994**

[52] U.S. Cl. .... **D23/311**

[58] Field of Search ..... D23/309, 310, D23/311, 312; 4/217, 234, 236, 242.1, 245.1, 245.2, 245.3, 252.1, 253, 560.1, 562.1, 563.1, 571.1, 572.1, 573.1

[56] **References Cited**

**U.S. PATENT DOCUMENTS**

- D. 161,108 12/1950 Kandarian ..... D23/311
- D. 352,773 11/1994 Haleschuk ..... D23/311
- 3,717,884 2/1973 Mantooth ..... 4/420 X

*Primary Examiner*—Louis S. Zarfes  
*Assistant Examiner*—E. Watterson  
*Attorney, Agent, or Firm*—William J. Ruano

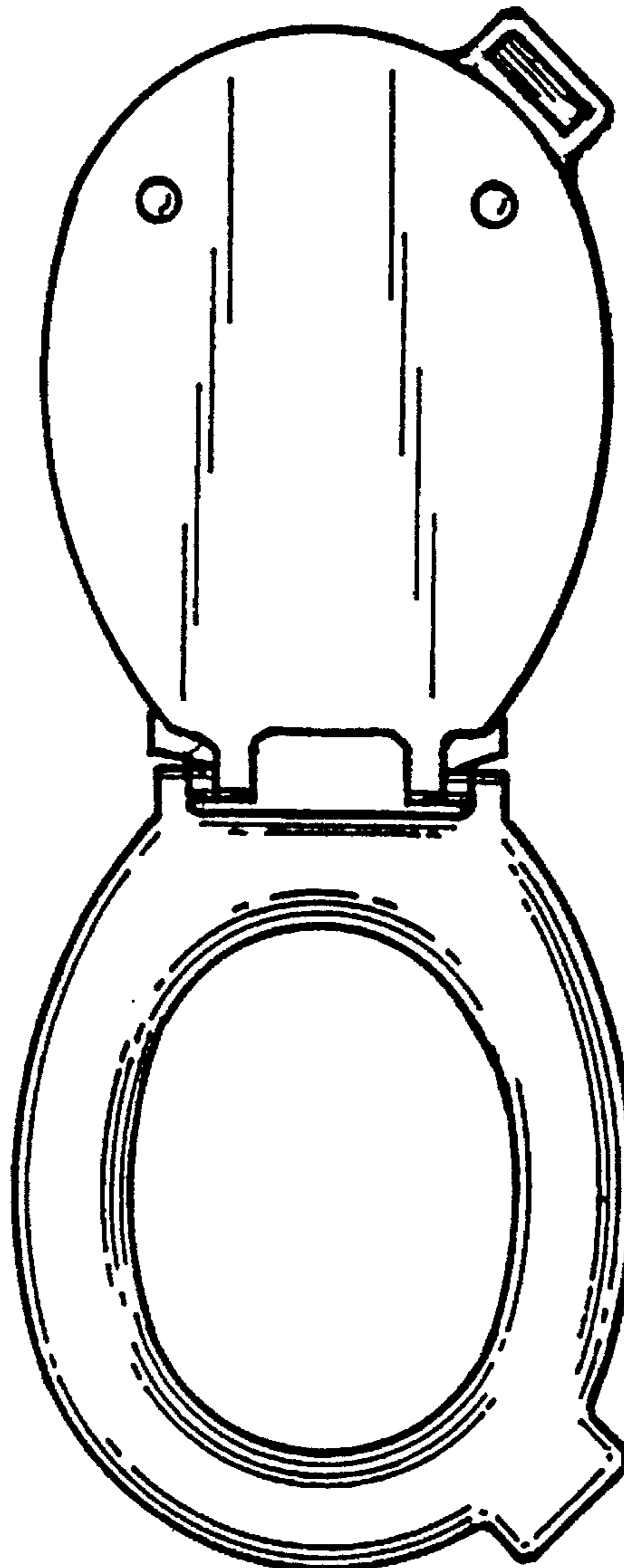
[57] **CLAIM**

The ornamental design for a combined toilet seat and cover, as shown and described.

**DESCRIPTION**

FIG. 1 is a top plan view of an opened toilet seat and lid having integral handles showing my new design; FIG. 2 is a top plan closed view thereof; FIG. 3 is a right side elevation view of FIG. 2; FIG. 4 is a front elevation view of FIG. 2; FIG. 5 is a bottom plan view of FIG. 2; FIG. 6 is a rear elevation view of FIG. 2; and, FIG. 7 is a left side elevation view of FIG. 2.

**1 Claim, 2 Drawing Sheets**



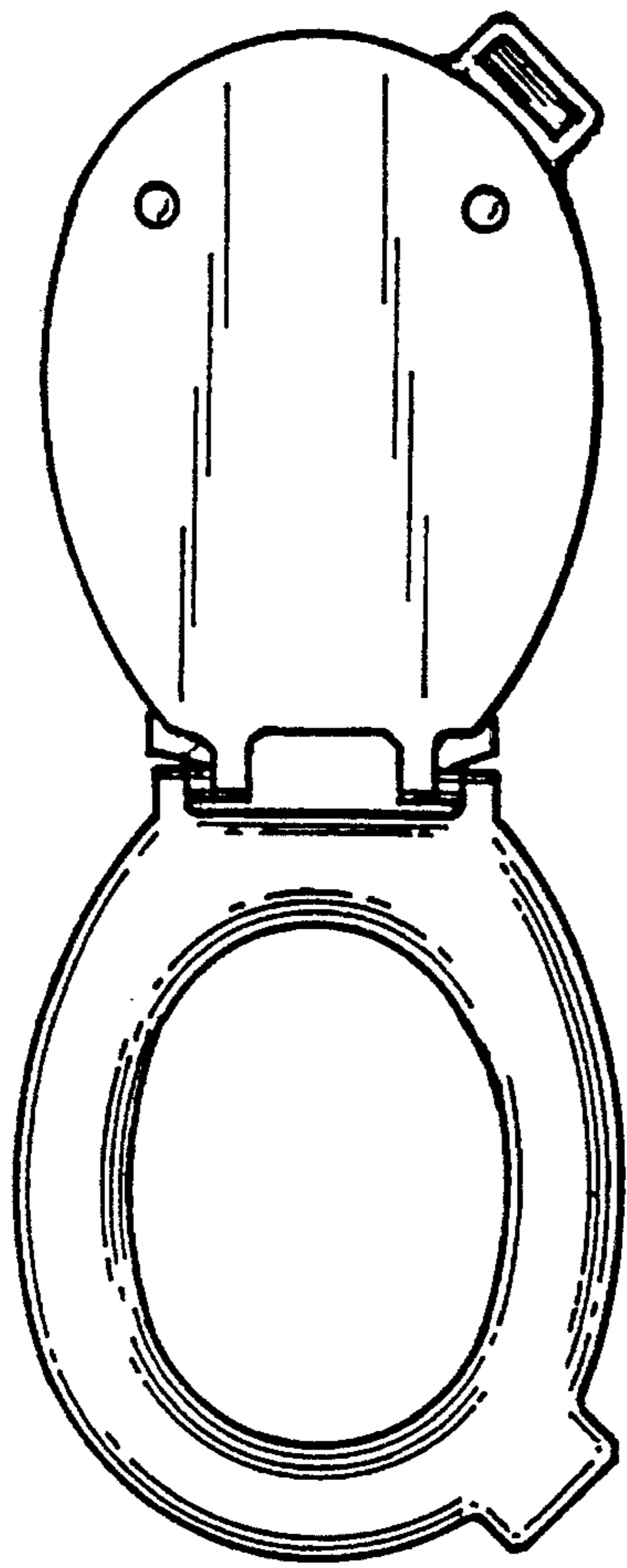


FIG. 1

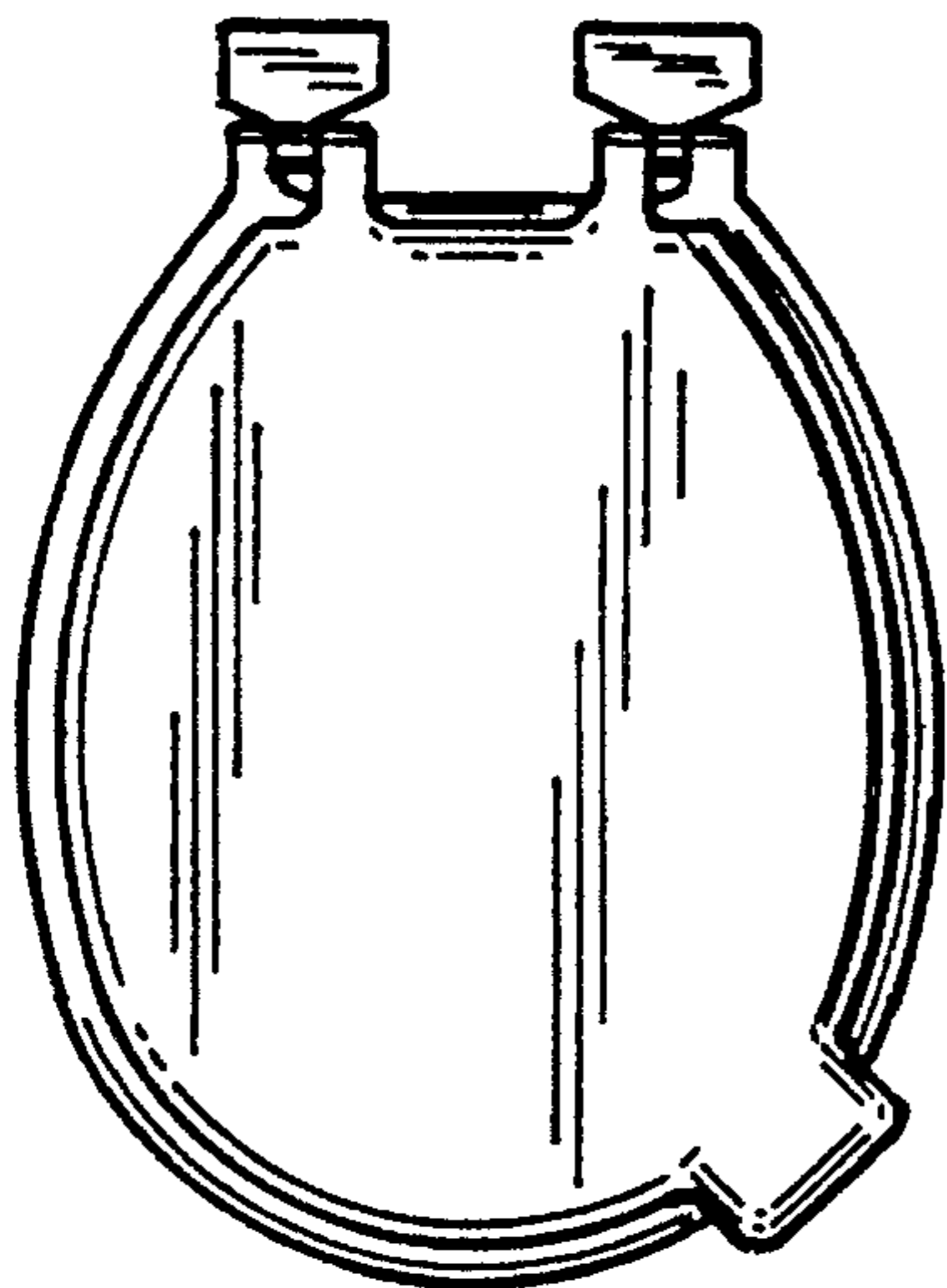


FIG. 2




FIG. 3




FIG. 4




FIG. 6

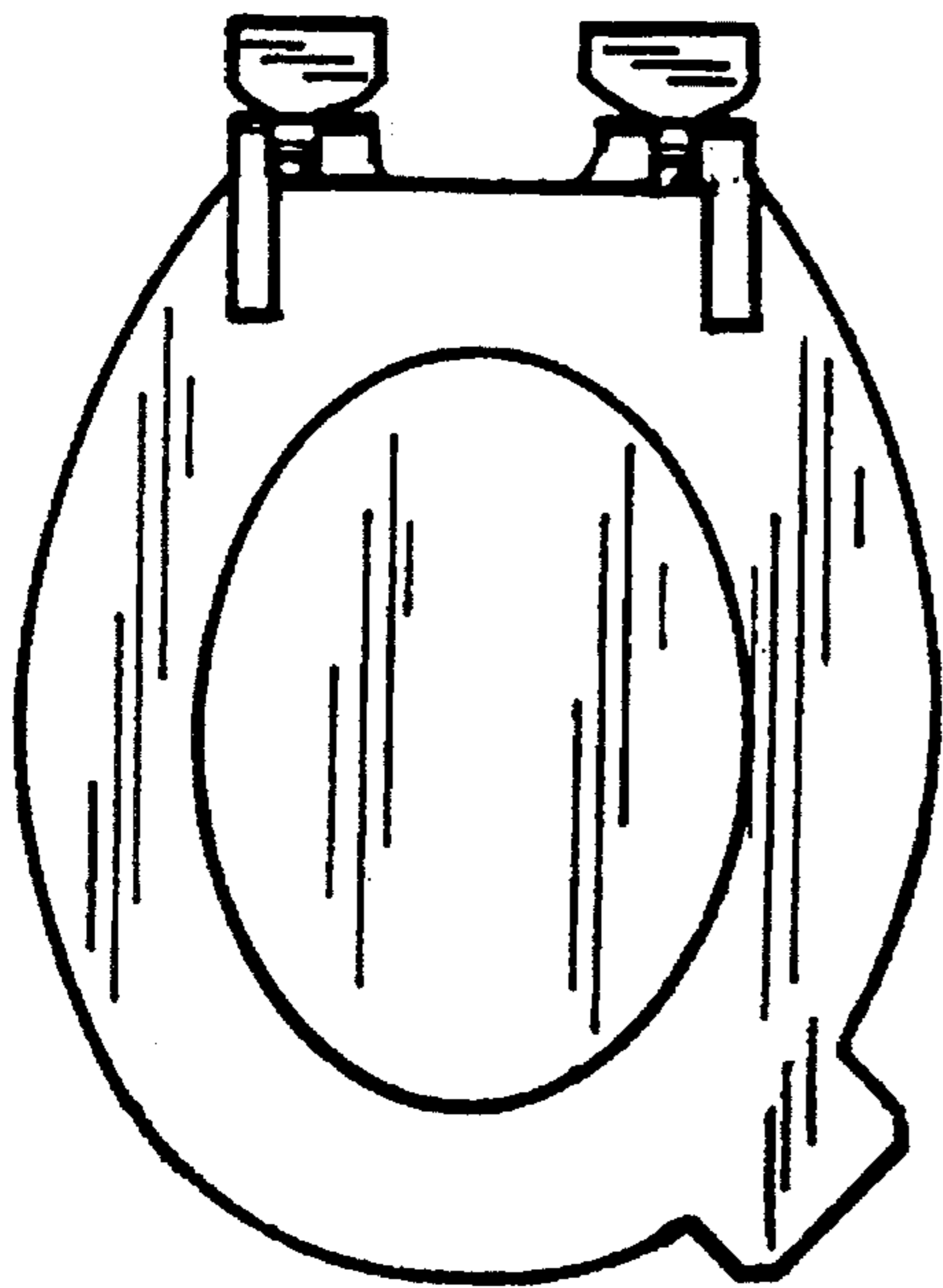


FIG. 5



FIG. 7