



US00D370507S

United States Patent [19] Kha

[11] Patent Number: **Des. 370,507**

[45] Date of Patent: ****Jun. 4, 1996**

[54] **SPRING KICKING BOARD**

5,277,679 1/1994 Wells 482/87
5,362,289 11/1994 Holt 482/83

[76] Inventor: **Ngia Kha**, 12 Royal Cir., Gordonville,
Pa. 17529

OTHER PUBLICATIONS

[**] Term: **14 Years**

AWMA Add From Black Belt Magazine, Apr. 93, Makiwara
Boards.

[21] Appl. No.: **37,086**

Primary Examiner—Philip S. Hyder
Attorney, Agent, or Firm—James A. Hudak

[22] Filed: **Apr. 3, 1995**

[52] U.S. Cl. **D21/191**

[57] CLAIM

[58] Field of Search D21/191, 192,
D21/193; D6/382; 482/83, 87, 90, 30, 27,
29

The ornamental design for a spring kicking board, as shown
and described.

DESCRIPTION

[56] **References Cited**

U.S. PATENT DOCUMENTS

4,084,811	4/1978	Kyo	482/83
4,209,168	6/1980	Partlow	482/83
4,309,029	1/1982	Tomko	482/83
4,565,366	1/1986	Struss	482/83
4,662,630	5/1987	Dignard et al.	482/83
4,667,954	5/1987	McCorkle	482/83
5,026,048	6/1991	Jones	
5,183,451	2/1993	Hautamaki	482/86
5,254,062	10/1993	Hoffman	482/83

FIG. 1 is a perspective view of the spring kicking board
showing my new design;

FIG. 2 is a front elevational view thereof;


FIG. 3 is a rear elevational view thereof;

FIG. 4 is a right side elevational view thereof, the left side
elevational view being a mirror image of the view shown in
this Figure;

FIG. 5 is a top plan view thereof; and,

FIG. 6 is a bottom plan view thereof.

1 Claim, 3 Drawing Sheets






FIG. 1.

FIG. 2.




FIG. 4.

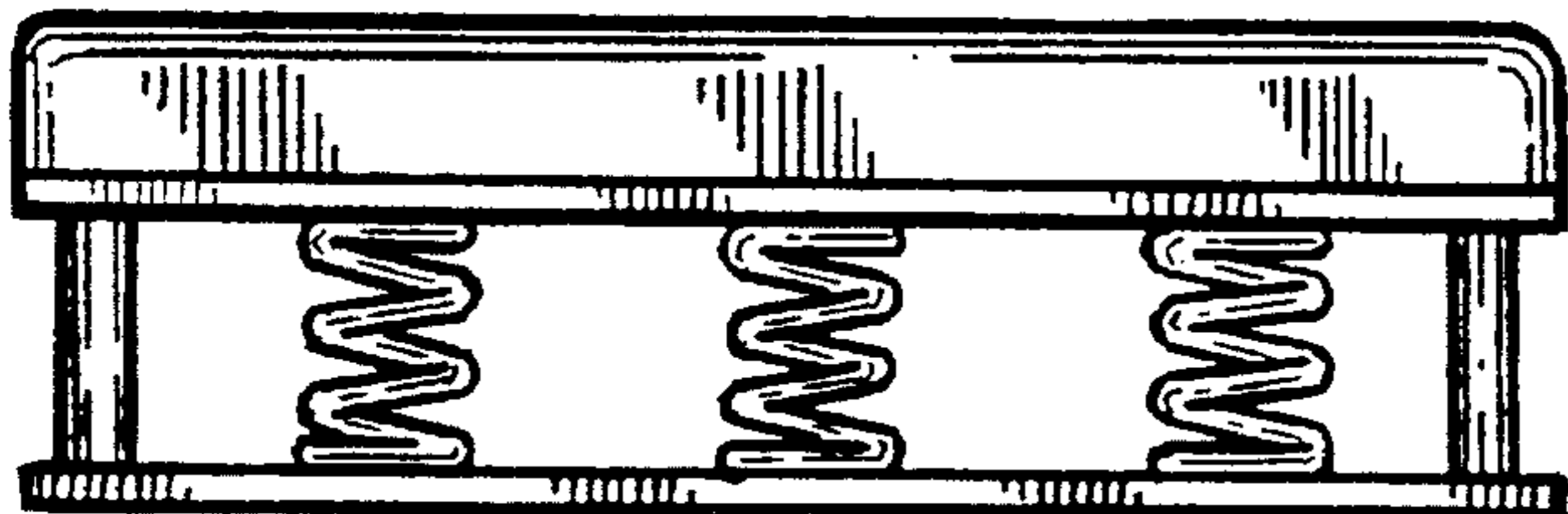



FIG. 6.

FIG. 3.

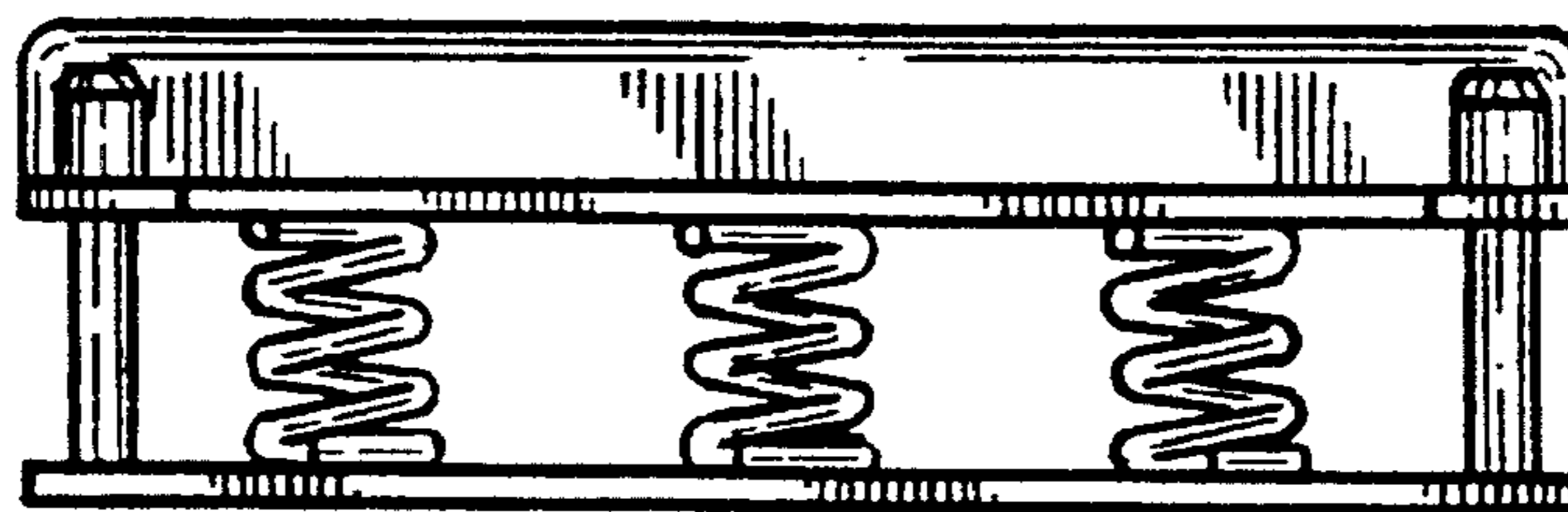



FIG. 5.