



US00D370505S

United States Patent [19]
Snyder

[11] **Patent Number:** **Des. 370,505**
[45] **Date of Patent:** ****Jun. 4, 1996**

[54] **TOY DOLL**

OTHER PUBLICATIONS

[76] Inventor: **Mary C. Snyder**, 910 Kingsdale Ave.,
Tilton, Ill. 61833

Lord and Taylor Christmas Gift Cat, Nov. 1994 p. 37.
Spencer Gifts Sep. 1985.

[**] Term: **14 Years**

Primary Examiner—Prabhakar G. Deshmukh
Attorney, Agent, or Firm—Dennis H. Lambert

[21] Appl. No.: **40,640**

[57] **CLAIM**

[22] Filed: **Jun. 22, 1995**

The ornamental design for a toy doll, as shown and described.

[52] U.S. Cl. **D21/166**

[58] Field of Search D21/166-174;
446/369-372, 385

DESCRIPTION


[56] **References Cited**

U.S. PATENT DOCUMENTS

| | | | |
|------------|---------|----------------------|-----------|
| D. 289,188 | 4/1987 | Bardwell et al. | D21/171 |
| D. 296,917 | 7/1988 | Kotler . | |
| D. 313,851 | 1/1991 | Palese . | |
| D. 332,290 | 1/1993 | Altiery . | |
| D. 341,637 | 11/1993 | Kennedy | D21/174 |
| D. 352,374 | 11/1994 | Kanedo | D21/171 |
| 4,908,001 | 3/1990 | Kopian | 446/385 |
| 5,071,385 | 12/1991 | Cox | 446/369 X |

FIG. 1 is a front, top and side perspective view of the toy doll embodying the design of the present invention;
FIG. 2 is a front elevational view thereof;
FIG. 3 is a rear elevational view thereof;
FIG. 4 is a side elevational view thereof, the side opposite being a mirror image of the side shown in FIG. 4;
FIG. 5 is a top plan view thereof; and,
FIG. 6 is a bottom plan view thereof.

1 Claim, 3 Drawing Sheets






FIG. 1.

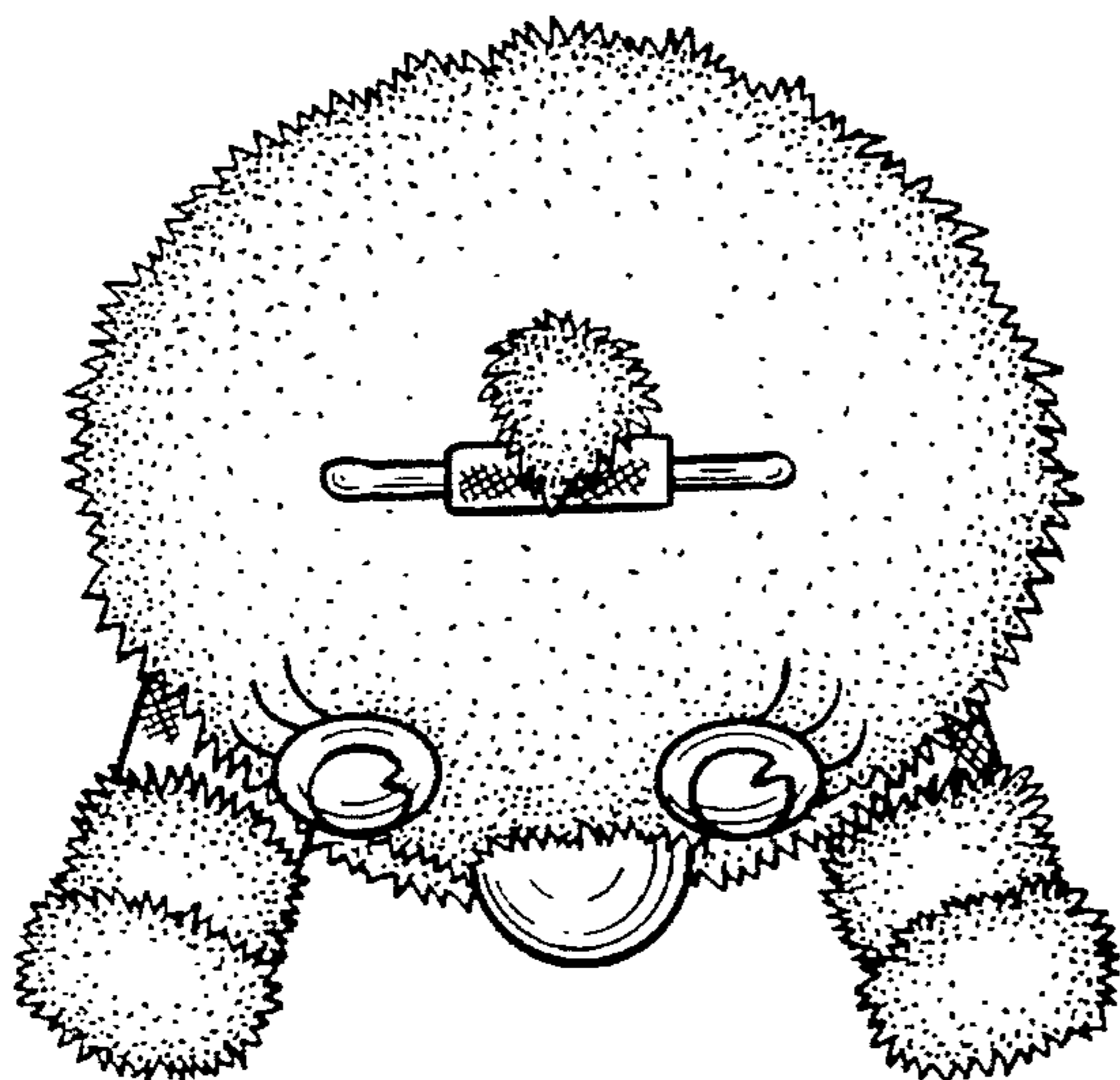




FIG. 3.

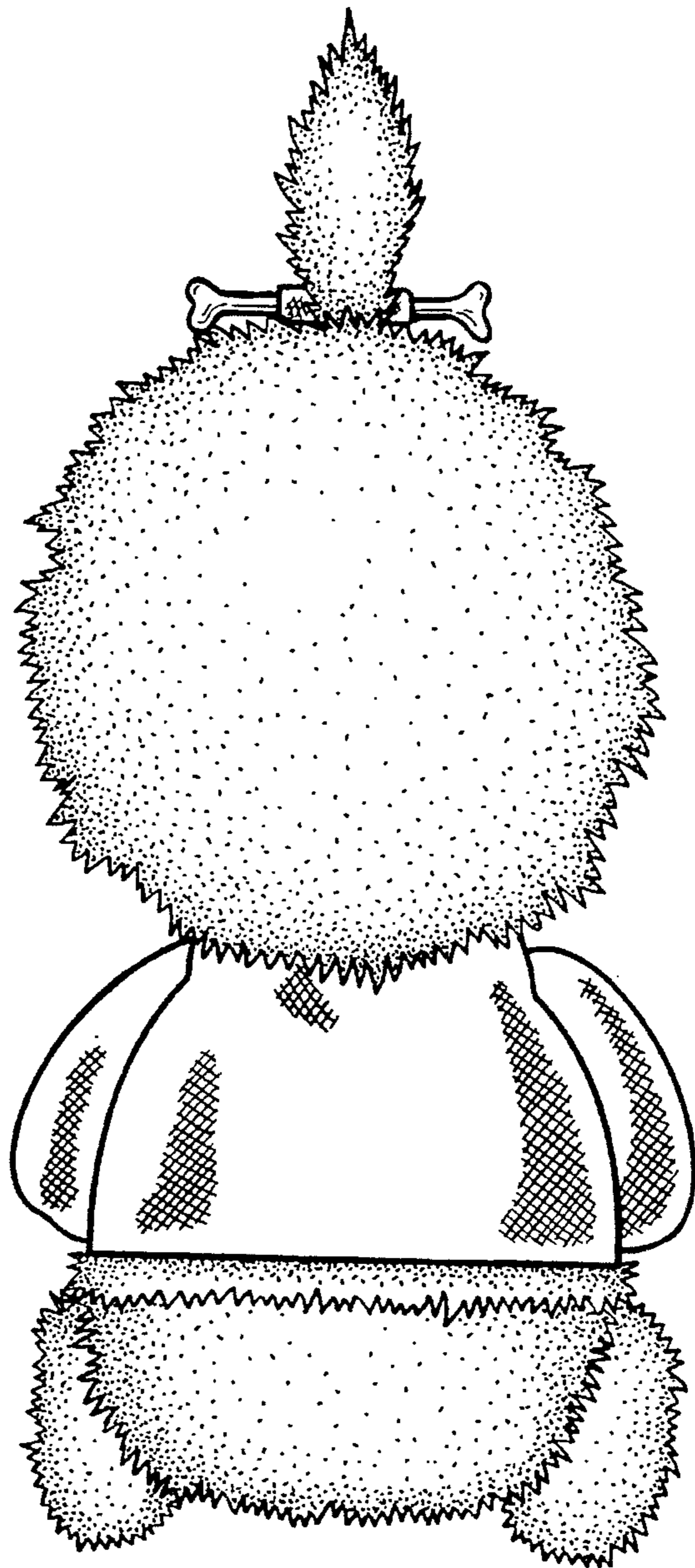


FIG. 6.

