



US00D370480S

United States Patent [19]

Bailey et al.

[11] Patent Number: **Des. 370,480**

[45] Date of Patent: ****Jun. 4, 1996**

[54] WINDOW AND LABEL AREA OF A TOP SURFACE FOR A VIDEOCASSETTE

[75] Inventors: **John A. Bailey**, Woodbury; **Glenn A. Bloomer**, Maplewood; **Gregory H. Johnson**, Oakdale, all of Minn.; **Mark J. Ciesko**, Hilliard; **Donald J. Staufenberg**, Dublin, both of Ohio

[73] Assignee: **Minnesota Mining and Manufacturing Company**, St. Paul, Minn.

[**] Term: **14 Years**

[21] Appl. No.: **20,917**

[22] Filed: **Apr. 5, 1994**

[52] U.S. Cl. **D14/121**

[58] Field of Search D14/120-123, D14/299; 206/381.1, 381.12-381.15; 242/342-346, 345.1-345.3, 346.2; 360/132

[56] **References Cited**

U.S. PATENT DOCUMENTS

D. 348,455 7/1994 Yip D14/121

4,501,396	2/1985	Tomsyck et al.	242/199
4,740,857	4/1988	Ogawa	242/347 X
4,748,529	5/1988	Shiba et al.	242/346
4,754,357	6/1988	Nelson	360/132
5,003,425	3/1991	Ozawa	242/347 X
5,107,386	4/1992	Hashizume et al.	360/132
5,375,024	12/1994	Kaneda et al.	360/132 X

Primary Examiner—Ted Shooman
Assistant Examiner—Nanda Bondade
Attorney, Agent, or Firm—Gary L. Griswold; Walter N. Kirm; Charles D. Levine

[57] **CLAIM**

The ornamental design for a window and label area of a top surface for a videocassette, as shown and described.

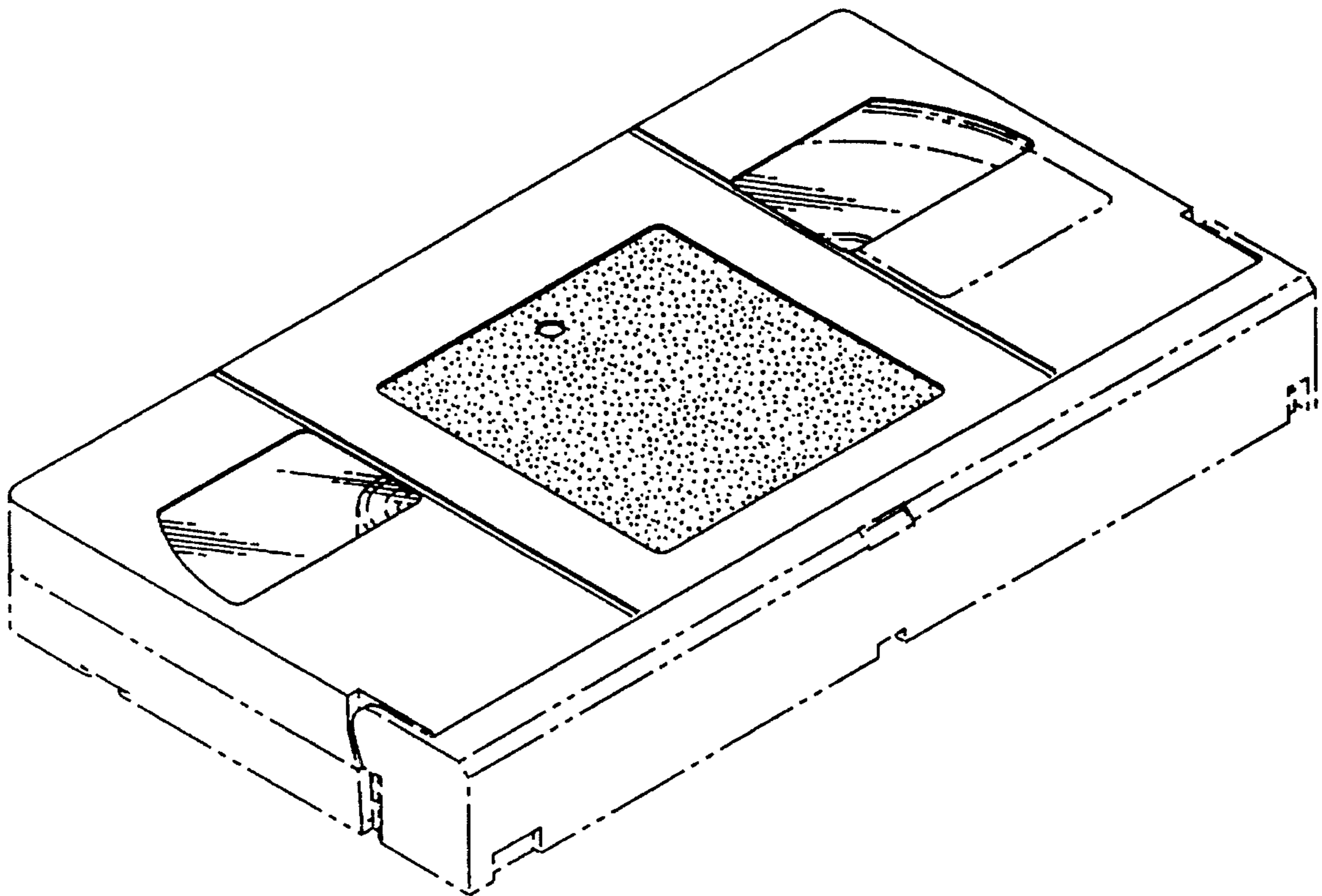
DESCRIPTION

FIG. 1 is a perspective view of a window and label area of a top surface for a videocassette showing our new design; and,

FIG. 2 is a top plan view thereof.

The broken line showing of the videocassette and tape reel is for illustrative purposes only and forms no part of the claimed design.

1 Claim, 1 Drawing Sheet



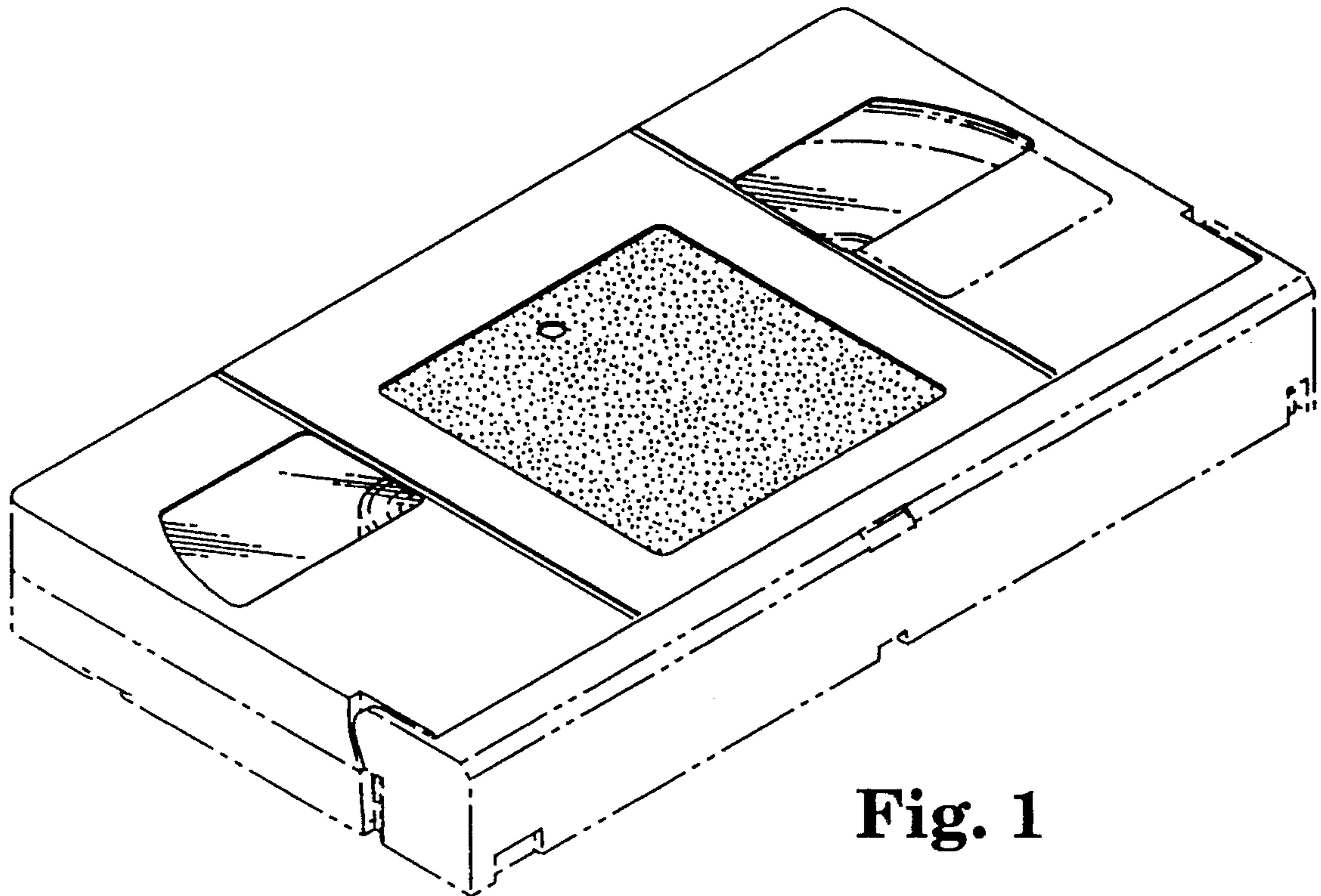


Fig. 1

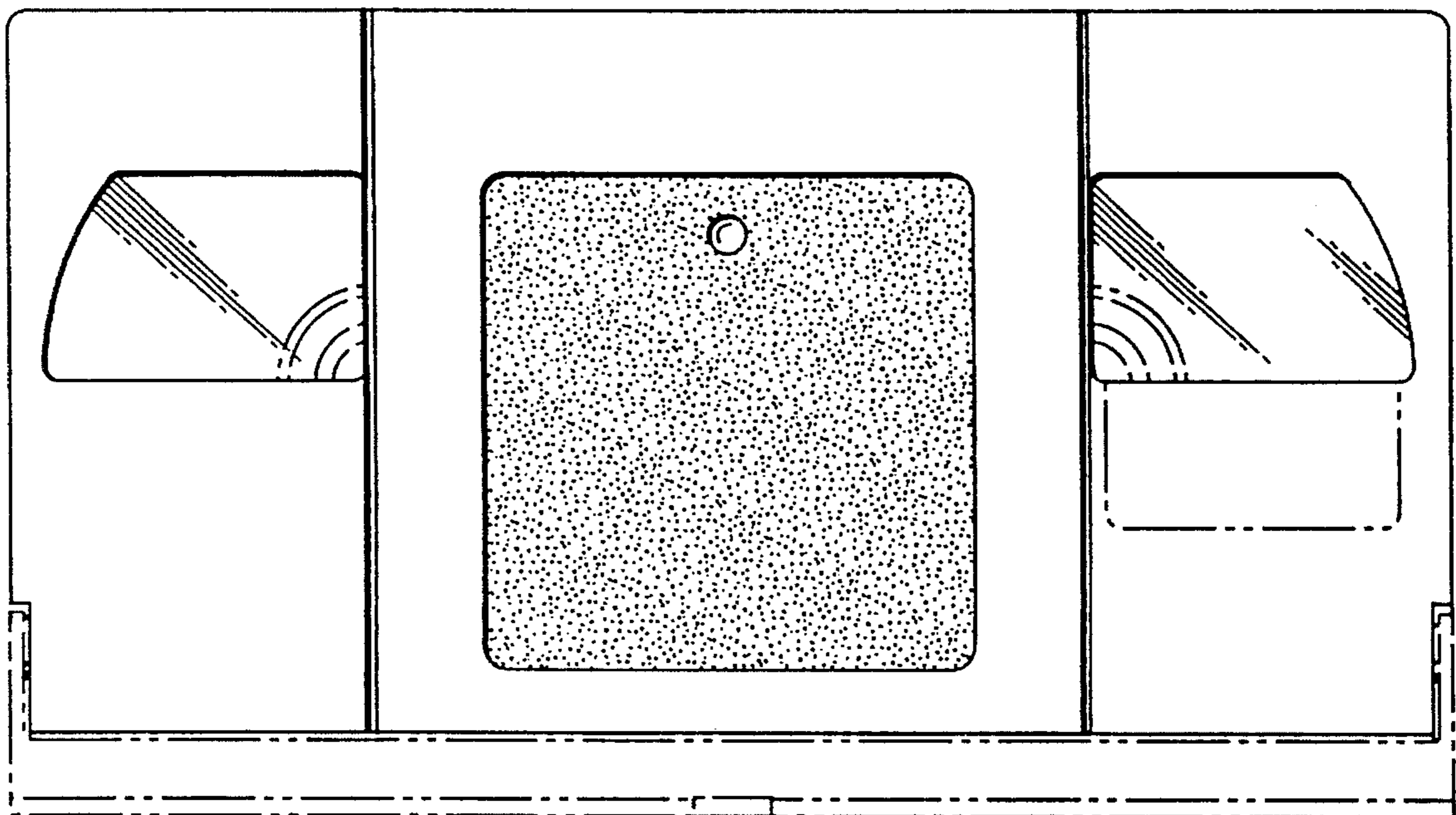


Fig. 2