



US00D370474S

United States Patent [19]

Kirchhoff et al.

[11] Patent Number: **Des. 370,474**

[45] Date of Patent: ****Jun. 4, 1996**

[54] **WRIST REST**

[75] Inventors: **Kenneth J. Kirchhoff**, Gem Lake;
Robert J. Wolf, Woodbury, both of
Minn.

[73] Assignee: **Minnesota Mining and
Manufacturing Company**, St. Paul,
Minn.

[**] Term: **14 Years**

[21] Appl. No.: **33,185**

[22] Filed: **Jan. 6, 1995**

[52] U.S. Cl. **D14/114**

[58] Field of Search D14/100, 114;
D18/12; 248/118, 118.1, 118.3, 118.5, 346,
489, 917-24; 400/689-93, 715; D6/601;
5/448, 623

[56] **References Cited**

U.S. PATENT DOCUMENTS

D. 335,876	5/1993	Anello, Jr. et al.	D14/114
D. 342,243	12/1993	Land	D14/114
D. 344,499	2/1994	Stahl et al.	D14/114
D. 355,647	2/1995	Grisko	D14/114

D. 357,009	4/1995	Rossmann et al.	D14/114
D. 357,910	5/1995	Neuhouse	D14/114
4,545,554	10/1985	Latino et al.	248/118.1
5,163,646	11/1992	Engelhardt	248/118
5,183,230	2/1993	Walker et al.	248/118
5,219,136	6/1993	Hassel et al.	248/118
5,242,139	9/1993	Aldrich	248/118
5,356,099	10/1994	Sereboff	248/118

Primary Examiner—M. H. Tung
Attorney, Agent, or Firm—Gary L. Griswold; Walter N. Kim; William L. Huebsch

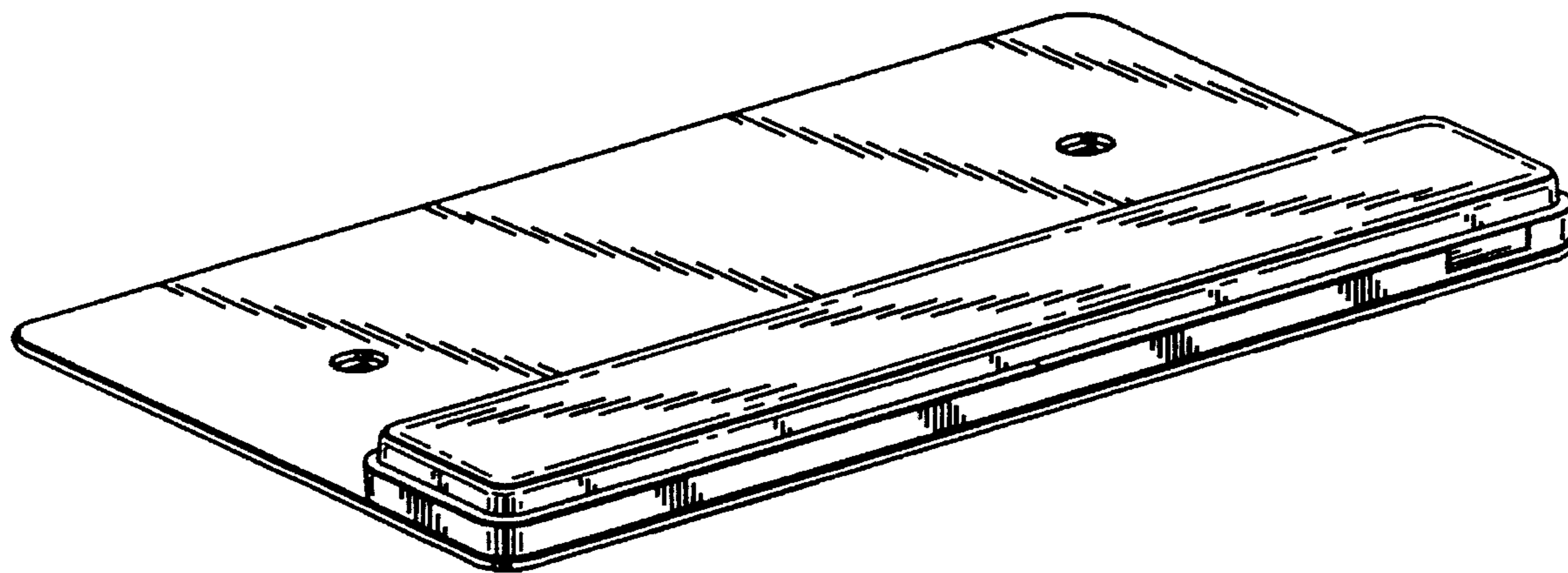
[57] **CLAIM**

The ornamental design for a wrist rest, as shown and described.

DESCRIPTION

FIG. 1 is a top, left, front isometric view of a wrist rest showing our new design;
FIG. 2 is a left side elevational view thereof, the right side elevational view is a mirror image thereof;
FIG. 3 is a top plan view thereof;
FIG. 4 is a bottom plan view thereof;
FIG. 5 is a front elevational view thereof; and,
FIG. 6 is a rear elevational view thereof.

1 Claim, 2 Drawing Sheets



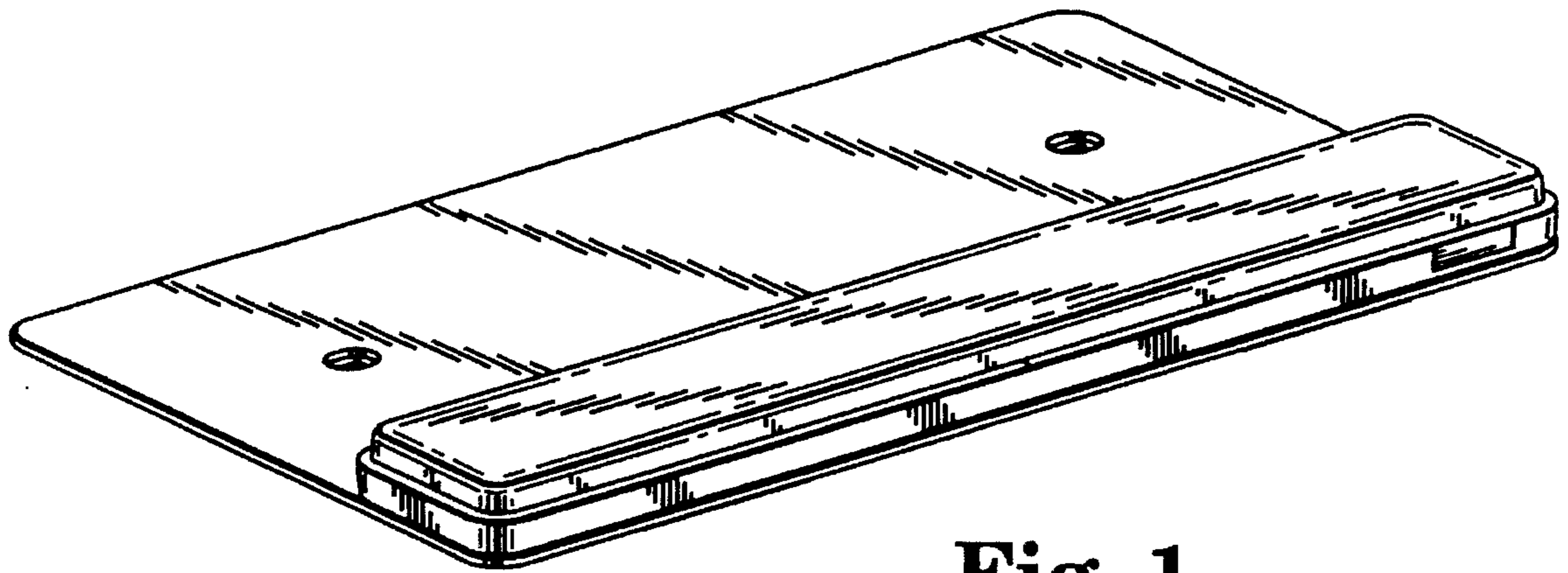


Fig. 1



Fig. 2

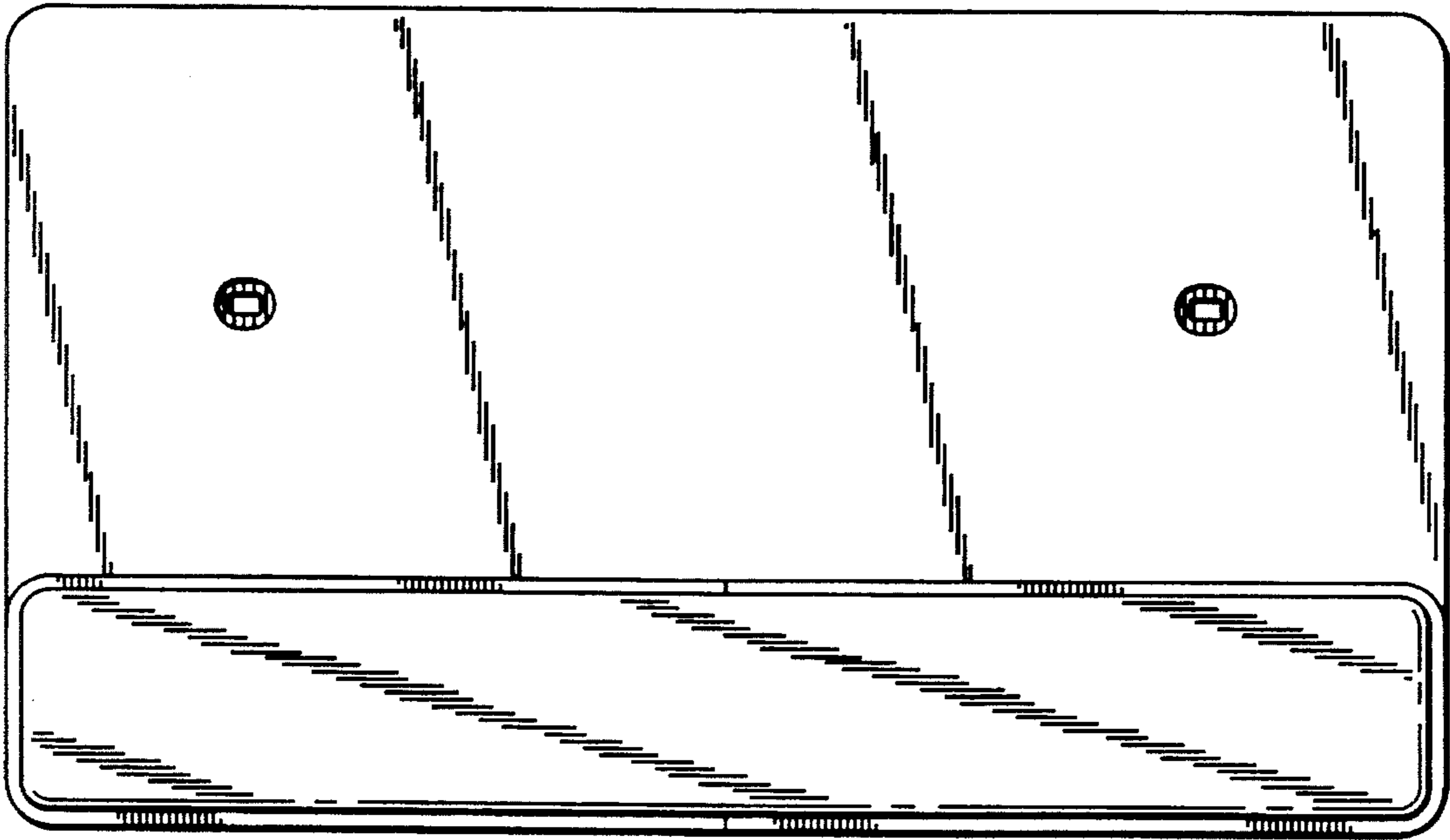


Fig. 3

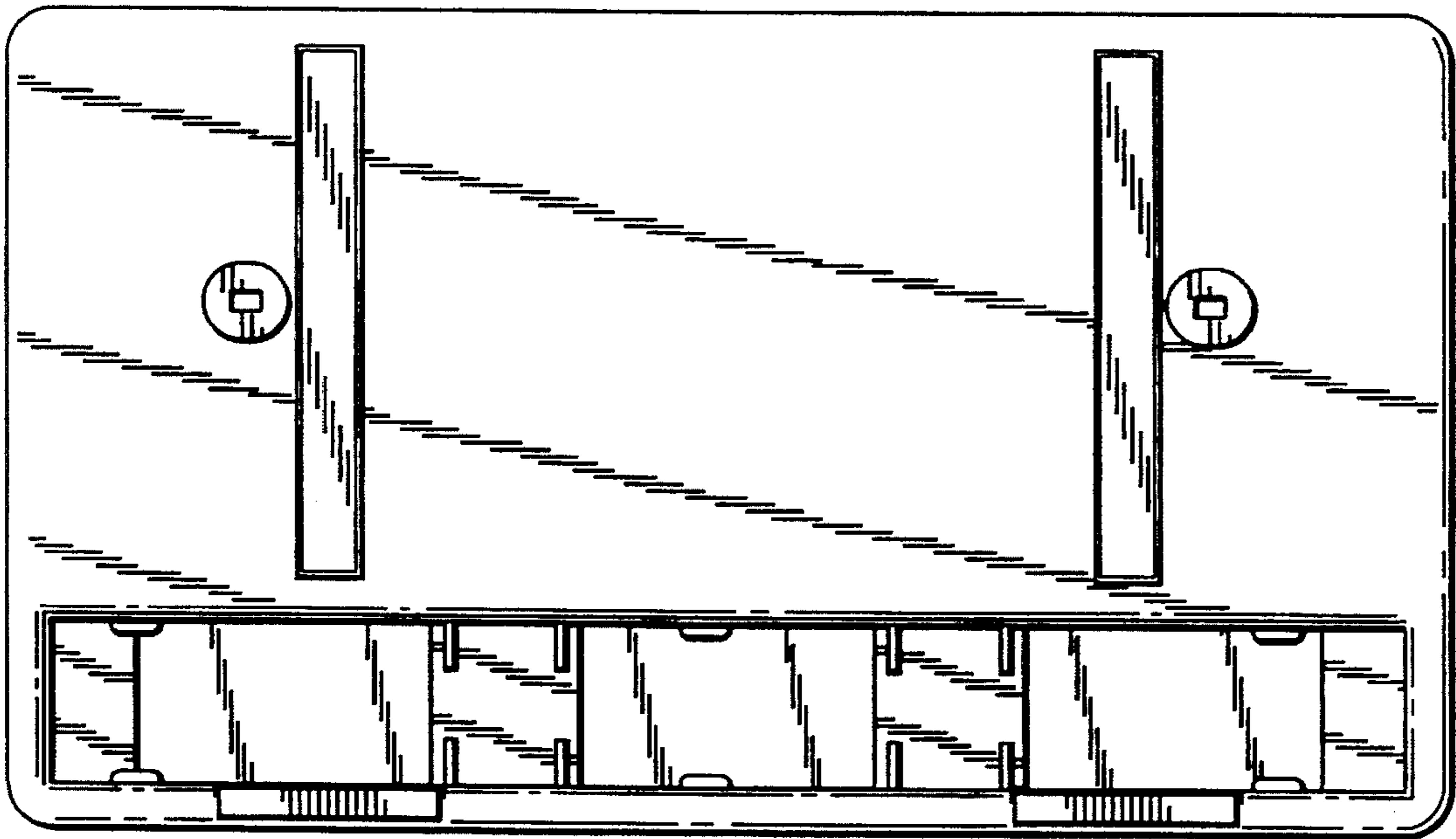


Fig. 4




Fig. 5




Fig. 6