



US00D370472S

# United States Patent [19] Scianna

[11] Patent Number: **Des. 370,472**

[45] Date of Patent: **\*\*Jun. 4, 1996**

[54] **COMBINED MOUSE PAD WITH A CALCULATOR**

D. 347,422	5/1994	Taslitz .....	D14/114
D. 359,036	6/1995	Mandel .....	D14/114
D. 361,325	8/1995	Massey .....	D14/114
4,834,502	5/1989	Bristol et al. ....	D14/114 X

[75] Inventor: **Carl Scianna**, Des Plaines, Ill.

[73] Assignee: **UvTek Corporation**, Elk Grove Village, Ill.

*Primary Examiner*—M. H. Tung  
*Attorney, Agent, or Firm*—James A. Geppert

[\*\*] Term: **14 Years**

[57] **CLAIM**

[21] Appl. No.: **32,730**

The ornamental design for a combined mouse pad with a calculator, as shown and described.

[22] Filed: **Dec. 27, 1994**

### DESCRIPTION

[52] U.S. Cl. .... **D14/114**

[58] Field of Search ..... D14/100, 114;  
D6/582-94; D20/22; 345/156-67; 248/118.1;  
400/689-93, 715; D18/6, 7, 11

FIG. 1 is a perspective view of the combined mouse pad with a calculator showing my new design;  
 FIG. 2 is a top plan view thereof;  
 FIG. 3 is a bottom plan view thereof;  
 FIG. 4 is a side elevational view thereof, the opposite side is identical;  
 FIG. 5 is an end elevational view thereof, the opposite end is identical;  
 FIG. 6 is a partial cross-sectional view thereof, taken on line 6-6 of FIG. 2, on an enlarged scale; and,  
 FIG. 7 is a partial cross-sectional view thereof, taken on line 7-7 of FIG. 2, on an enlarged scale.

### [56] References Cited

#### U.S. PATENT DOCUMENTS

D. 287,507	12/1986	Yoshioka et al. ....	D18/7
D. 300,539	4/1989	Wong .....	D18/7
D. 328,091	7/1992	Takahata .....	D18/6 X
D. 338,195	8/1993	Sugerman .....	D14/114
D. 339,603	9/1993	Chen .....	D18/6 X
D. 339,799	9/1993	Allen .....	D14/114
D. 347,002	5/1994	Lau .....	D14/114
D. 347,216	5/1994	Ciccone .....	D14/114

1 Claim, 2 Drawing Sheets

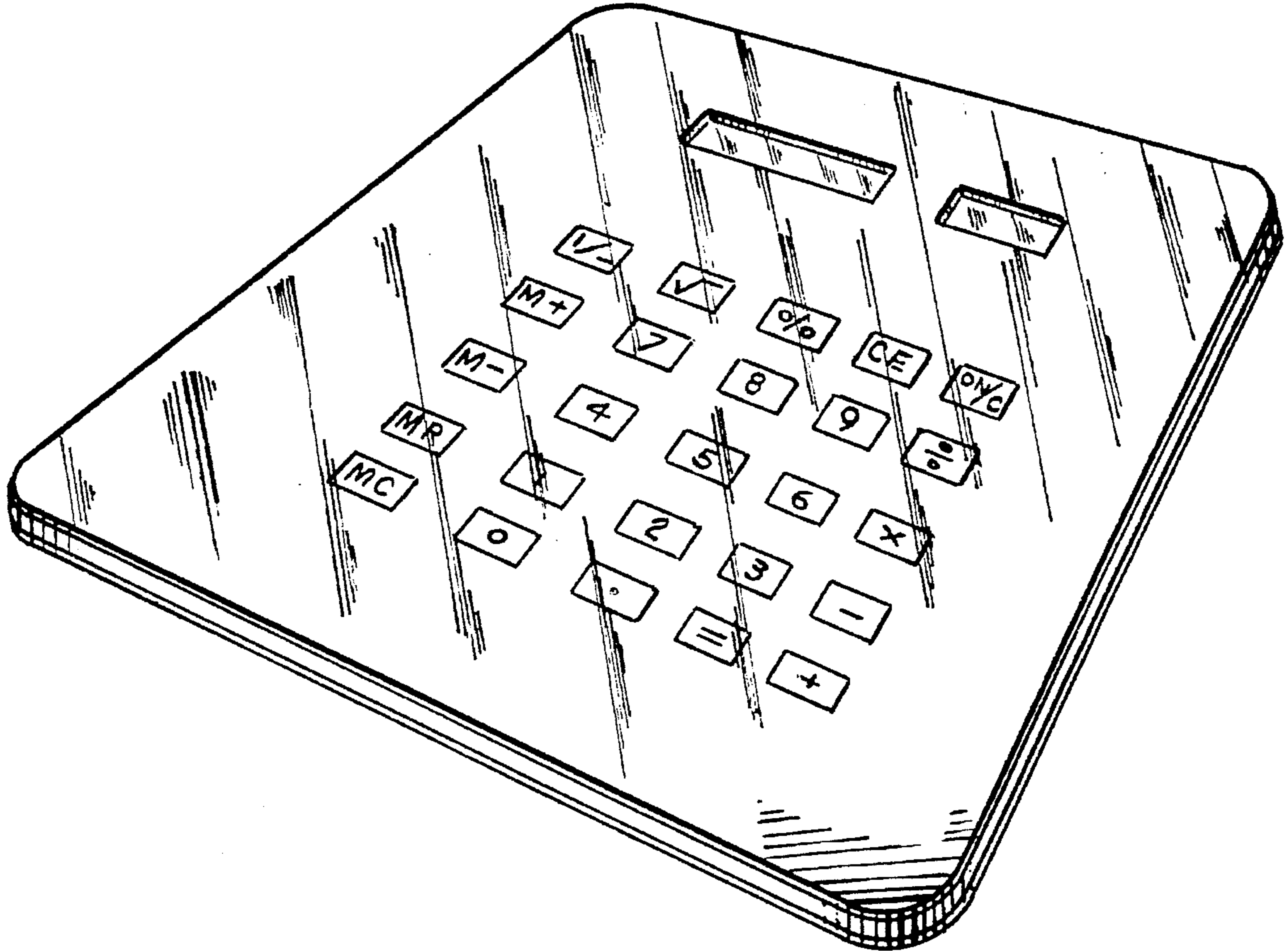


FIG. 1

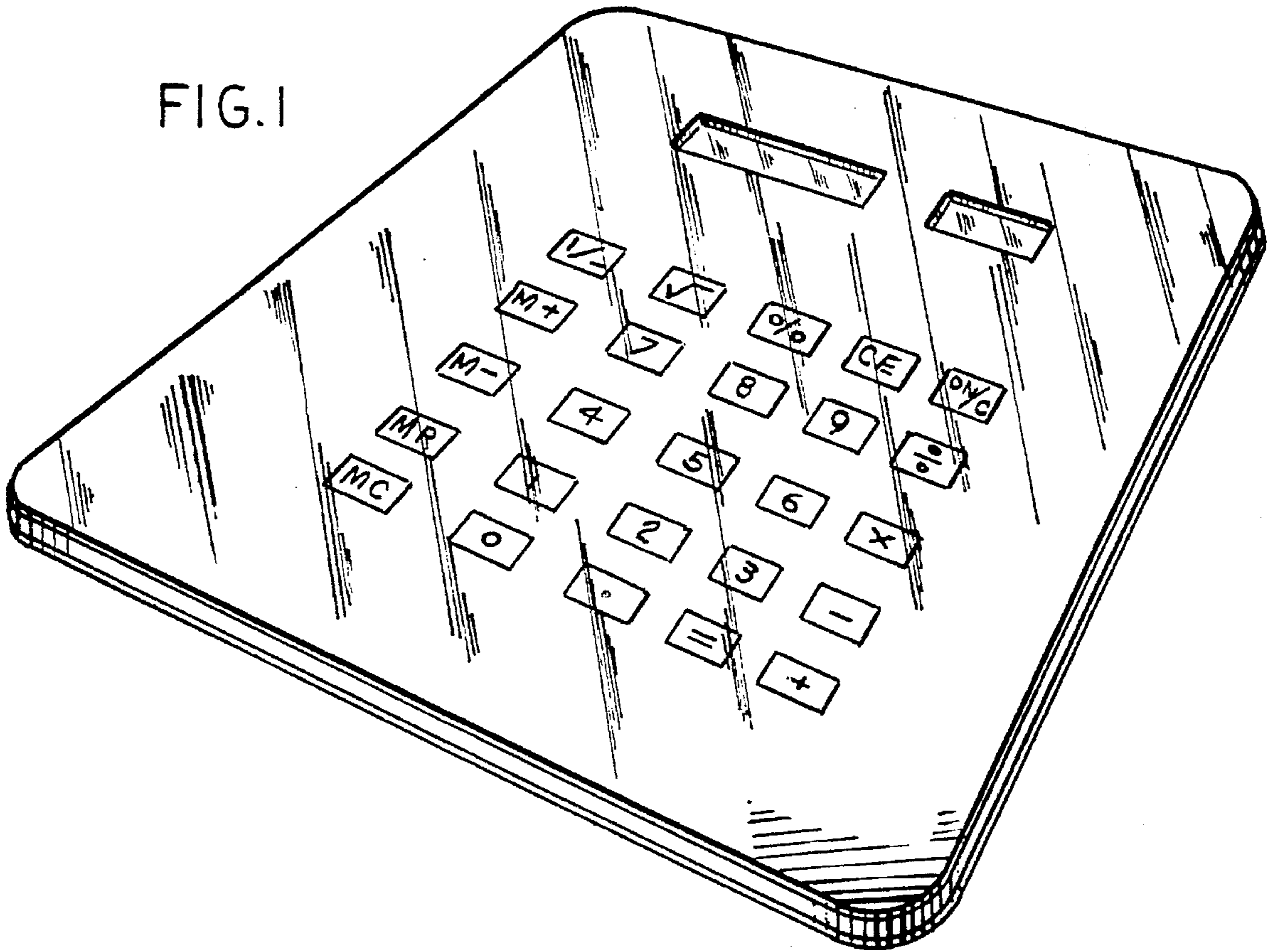


FIG. 2

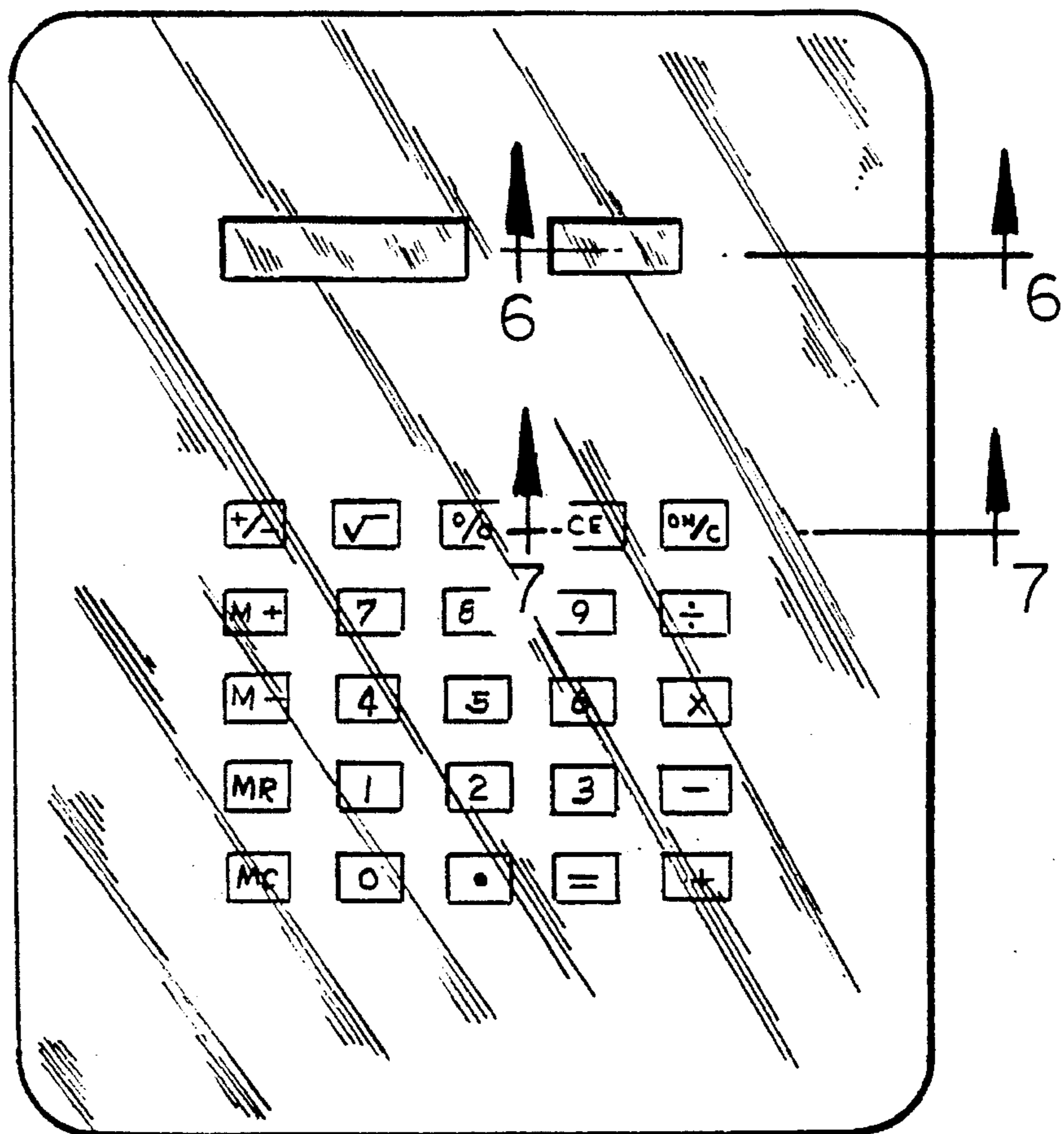


FIG.3

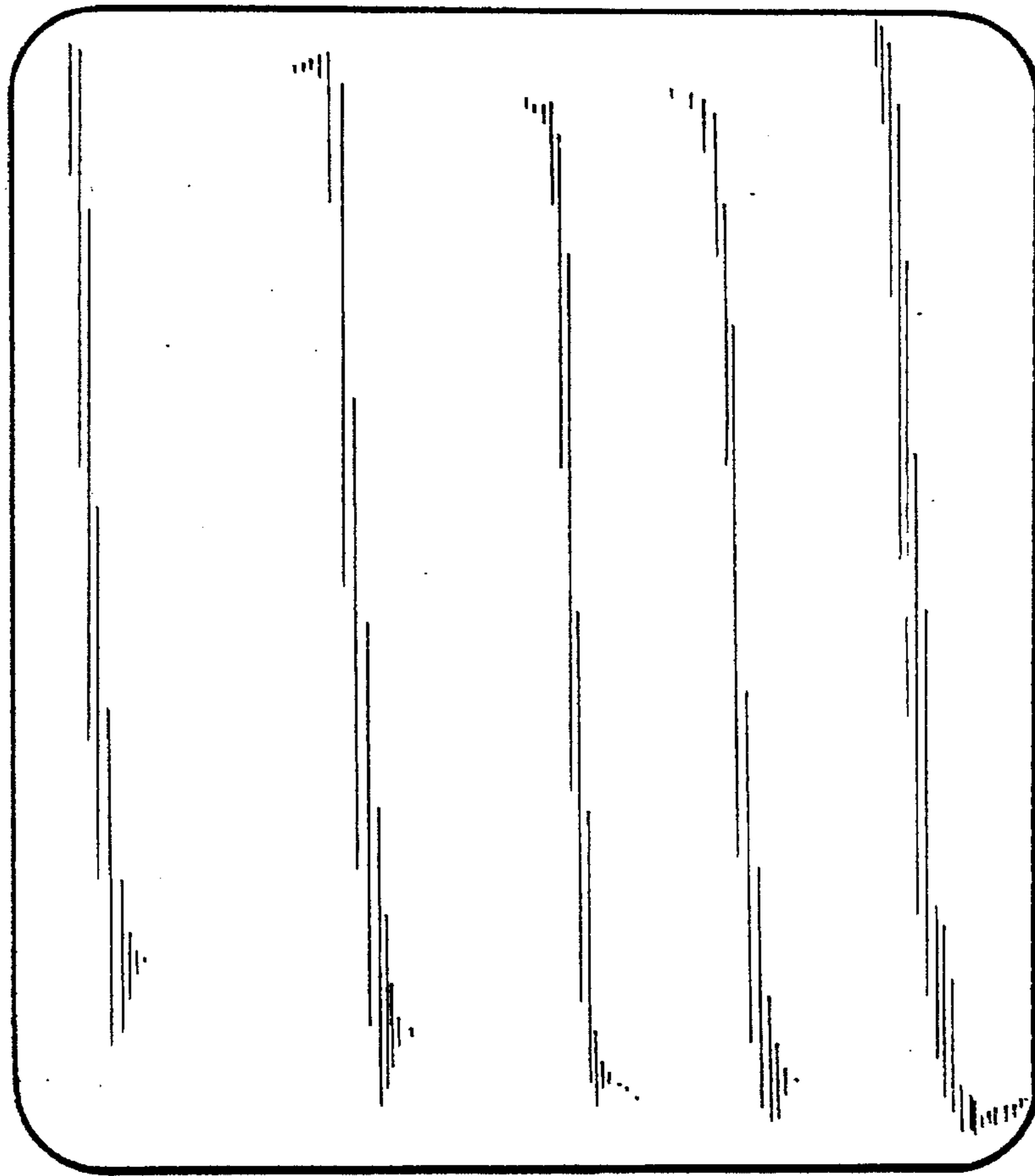


FIG.4




FIG.5



FIG.6



FIG.7

