



US00D370464S

United States Patent [19] Tepper

[11] Patent Number: **Des. 370,464**

[45] Date of Patent: ****Jun. 4, 1996**

[54] HEAT SEAL CONNECTOR FOR A PAGER

[75] Inventor: **Charles Tepper**, Brooklyn, N.Y.

[73] Assignee: **Metropage, Inc.**, Brooklyn, N.Y.

[**] Term: **14 Years**

[21] Appl. No.: **31,512**

[22] Filed: **Nov. 30, 1994**

[52] U.S. Cl. **D13/147; D13/182**

[58] Field of Search **D13/147, 182; 439/59, 62, 67, 76; 29/832, 836, 840; 174/52.1**

[56] **References Cited**

U.S. PATENT DOCUMENTS

4,133,022	1/1979	Moore et al.	439/59 X
4,149,027	4/1979	Asher et al.	174/52.1
4,179,178	12/1979	Bachman et al.	439/59
4,226,491	10/1980	Kazama et al.	439/76
4,639,054	1/1987	Kersbergen	439/59
4,692,120	9/1987	Feinstein	439/62
4,776,803	10/1988	Pretchel et al.	439/59
4,936,785	6/1990	Krug et al.	439/59 X
5,303,121	4/1994	Thornberg	174/52.1 X
5,306,158	4/1994	Endo et al.	439/59

5,306,162	4/1994	Armendariz	439/67
5,306,602	4/1994	Shibata et al.	430/314
5,309,316	5/1994	Yagi et al.	439/59 X
5,346,401	9/1994	Delianides et al.	439/67
5,393,249	2/1995	Morgenstern et al.	439/76 X

FOREIGN PATENT DOCUMENTS

1289899	2/1969	Germany	439/59
---------	--------	---------------	--------

Primary Examiner—Joel Sincavage
Attorney, Agent, or Firm—Goodman & Teitelbaum

[57] CLAIM

The ornamental design for a heat seal connector for a pager, as shown.

DESCRIPTION

FIG. 1 is a top plan view of a heat seal connector for a pager, showing my new design;
FIG. 2 is a left side elevational view thereof;
FIG. 3 is a right side elevational view thereof;
FIG. 4 is a front elevational view thereof;
FIG. 5 is a bottom plan view thereof; and,
FIG. 6 is a rear elevational view thereof.

1 Claim, 1 Drawing Sheet

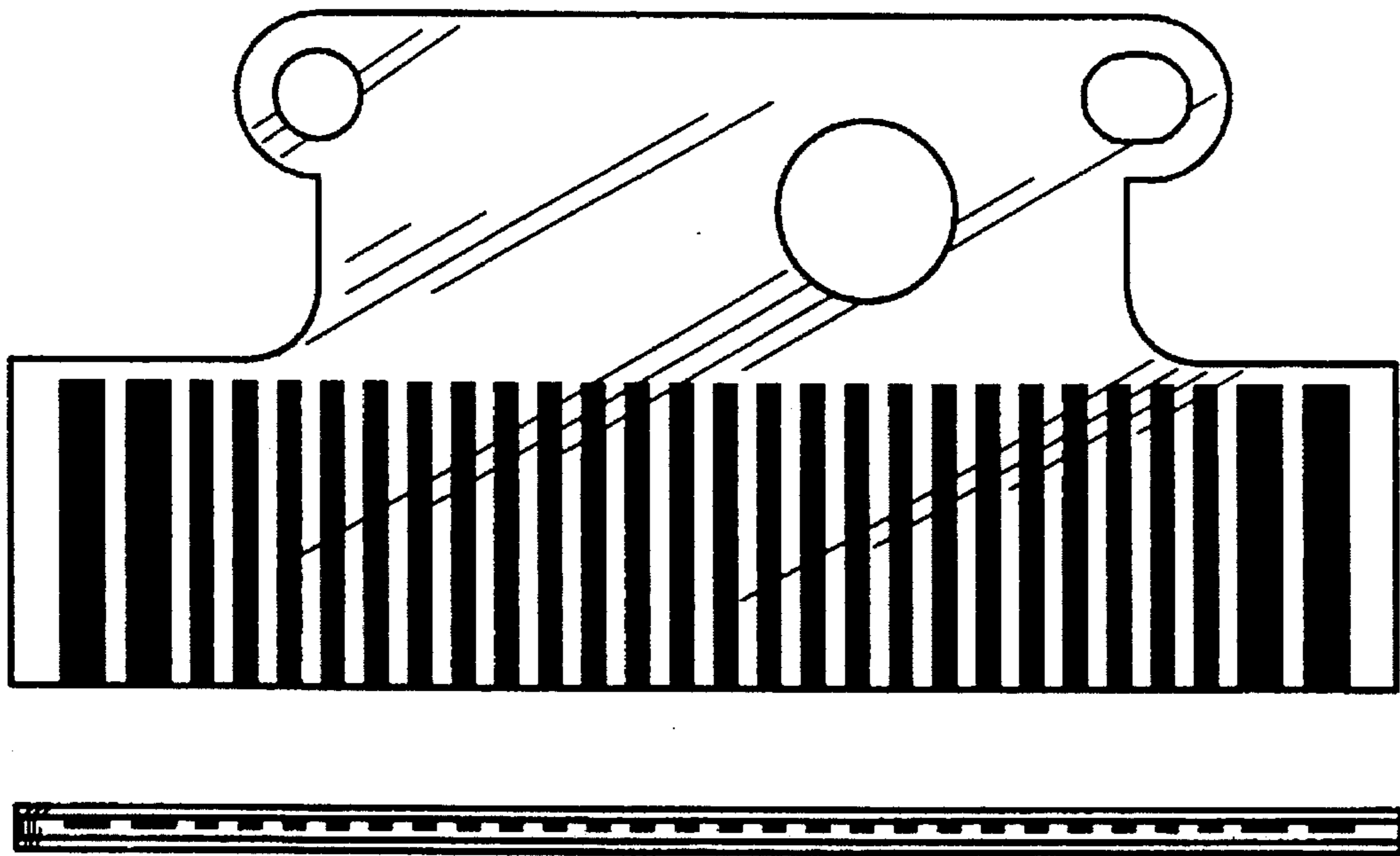




Fig. 2

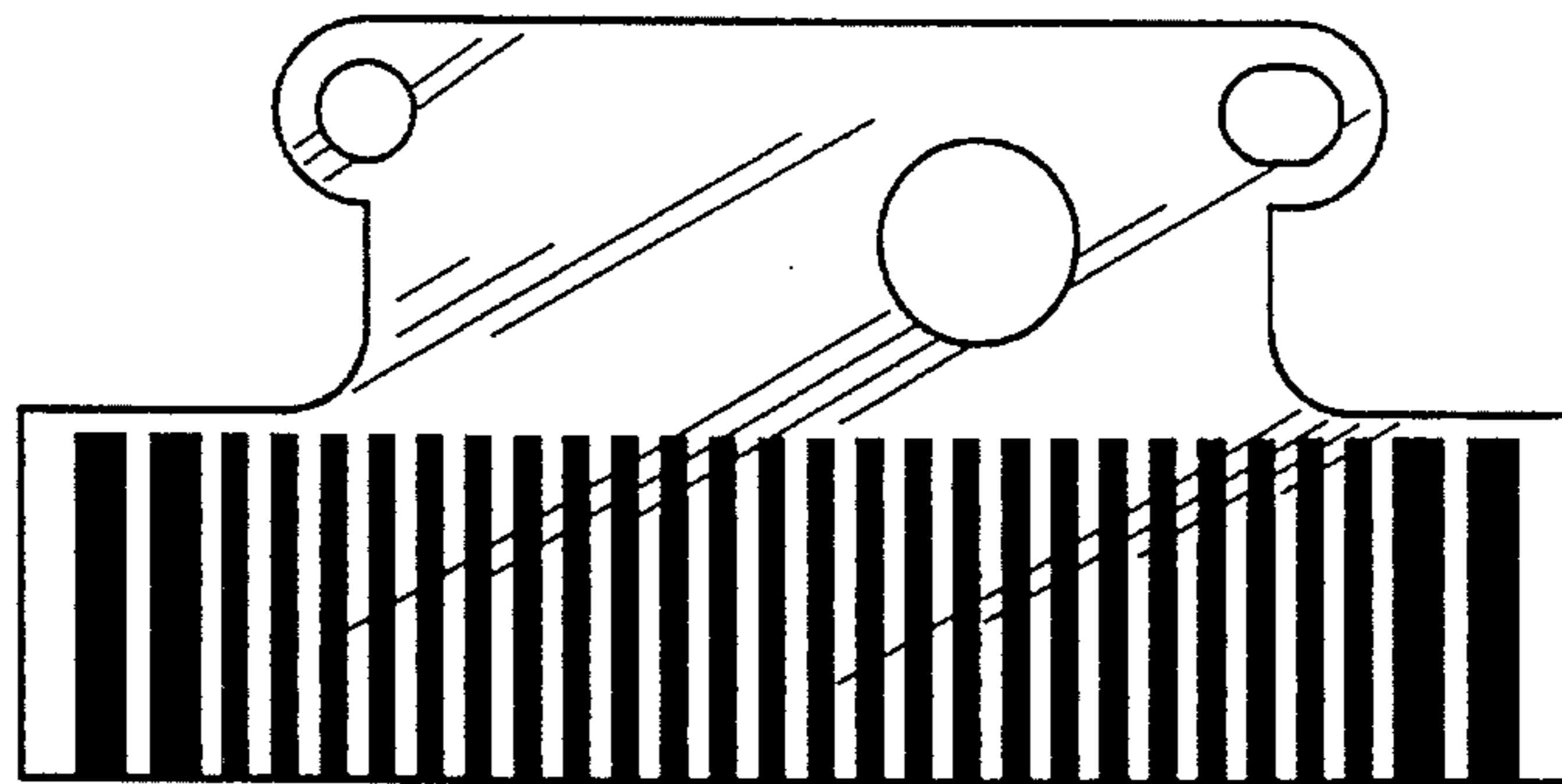


Fig. 1

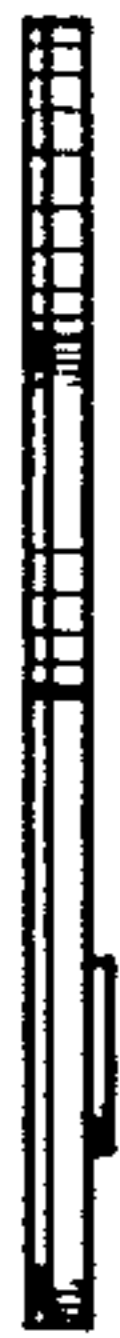


Fig. 3



Fig. 4

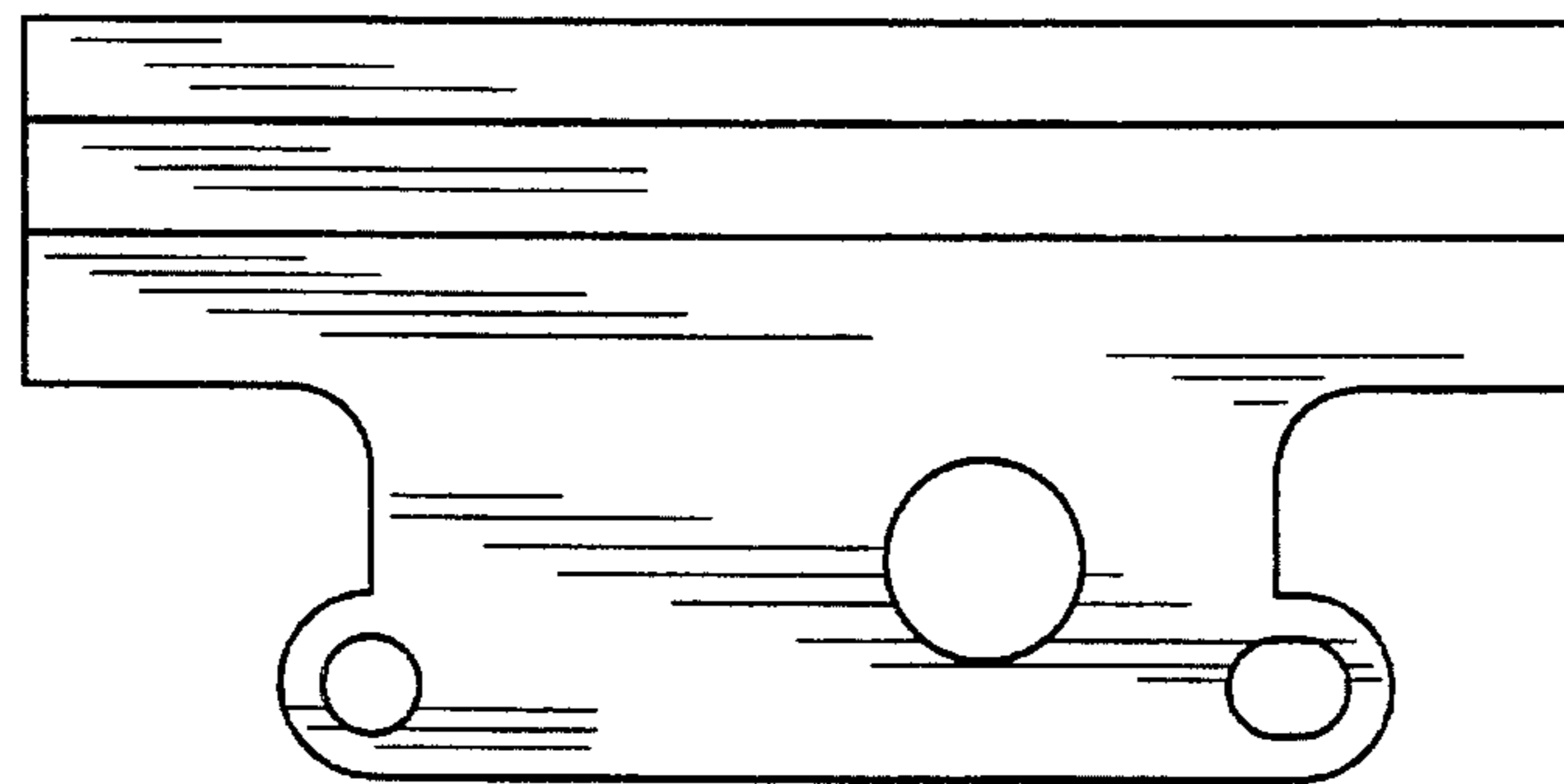


Fig. 5




Fig. 6