



US00D370459S

# United States Patent [19]

[11] Patent Number: **Des. 370,459**

**Boesel et al.**

[45] Date of Patent: **\*\*Jun. 4, 1996**

[54] **DECORATIVE ELECTRICAL OUTLET ADAPTER**

[75] Inventors: **George F. W. Boesel**, Canton, Mass.;  
**Mark W. Geis**, Carmel, Ind.

[73] Assignee: **Woods Industries, Inc.**, Carmel, Ind.

[\*\*] Term: **14 Years**

[21] Appl. No.: **34,914**

[22] Filed: **Feb. 15, 1995**

[52] U.S. Cl. .... **D13/143**

[58] Field of Search ..... D13/139, 142,  
D13/143; 439/535, 650, 651, 652

[56] **References Cited**

**U.S. PATENT DOCUMENTS**

4,289,370	9/1981	Storck	174/48 X
4,767,359	8/1988	Martell	439/535
5,094,630	3/1992	Jammet	439/652
5,122,082	6/1992	Lee	439/652
5,383,799	1/1995	Fladung	439/652

**OTHER PUBLICATIONS**

Eagle surge protectors on p. 156 of *Do-It-Yourself Retailing*, Aug. 1988.

Primary Examiner—Joel Sincavage

[57] **CLAIM**

The ornamental design for the decorative electrical outlet adapter, as shown and described.

**DESCRIPTION**

FIG. 1 is a perspective view of an electrical outlet adapter according to the invention;

FIG. 2 is a side view of the electrical outlet adapter FIG. 1, with both sides of the electrical outlet adapter being identical;

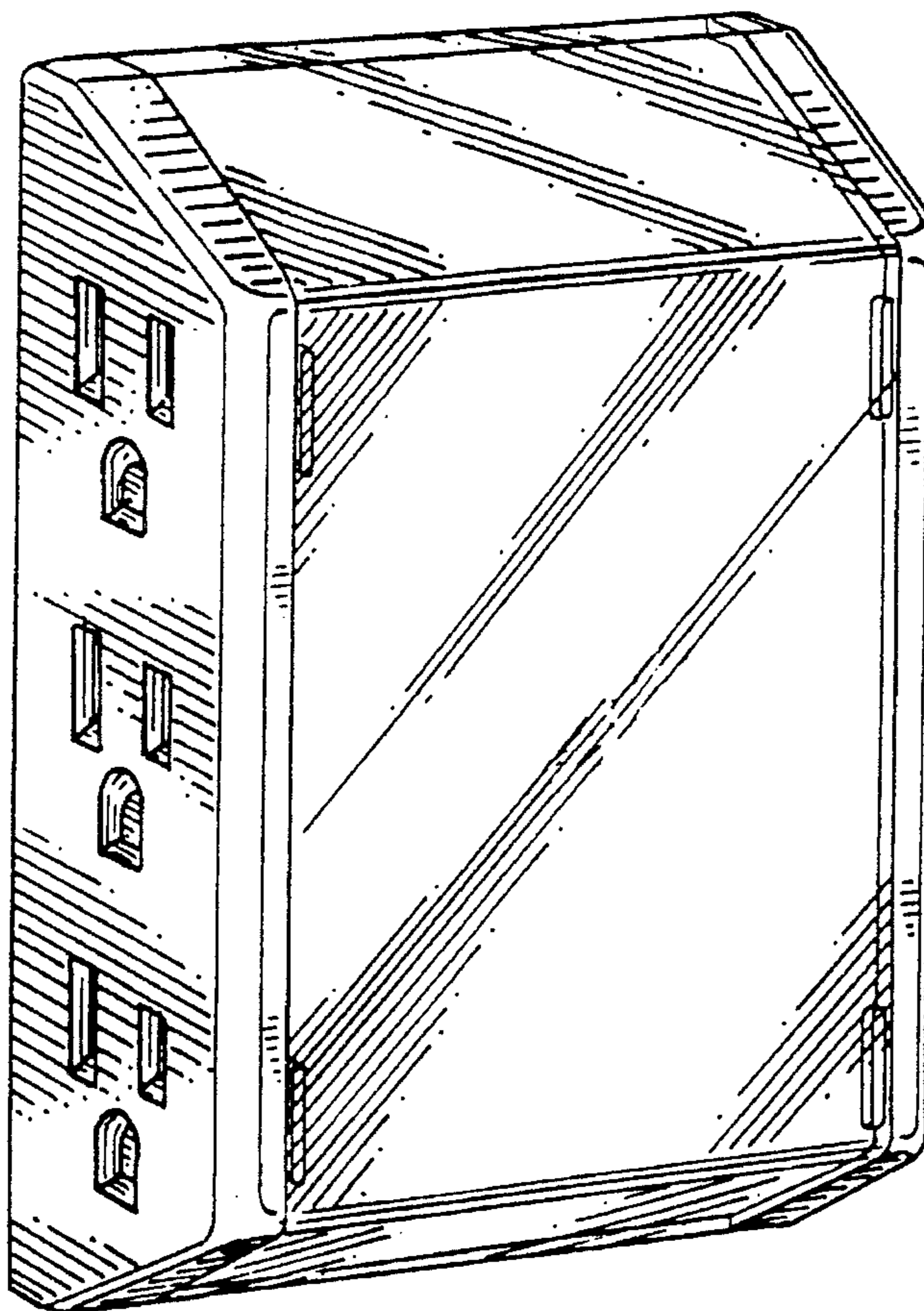
FIG. 3 is rear view of the electrical outlet adapter of FIG. 1;

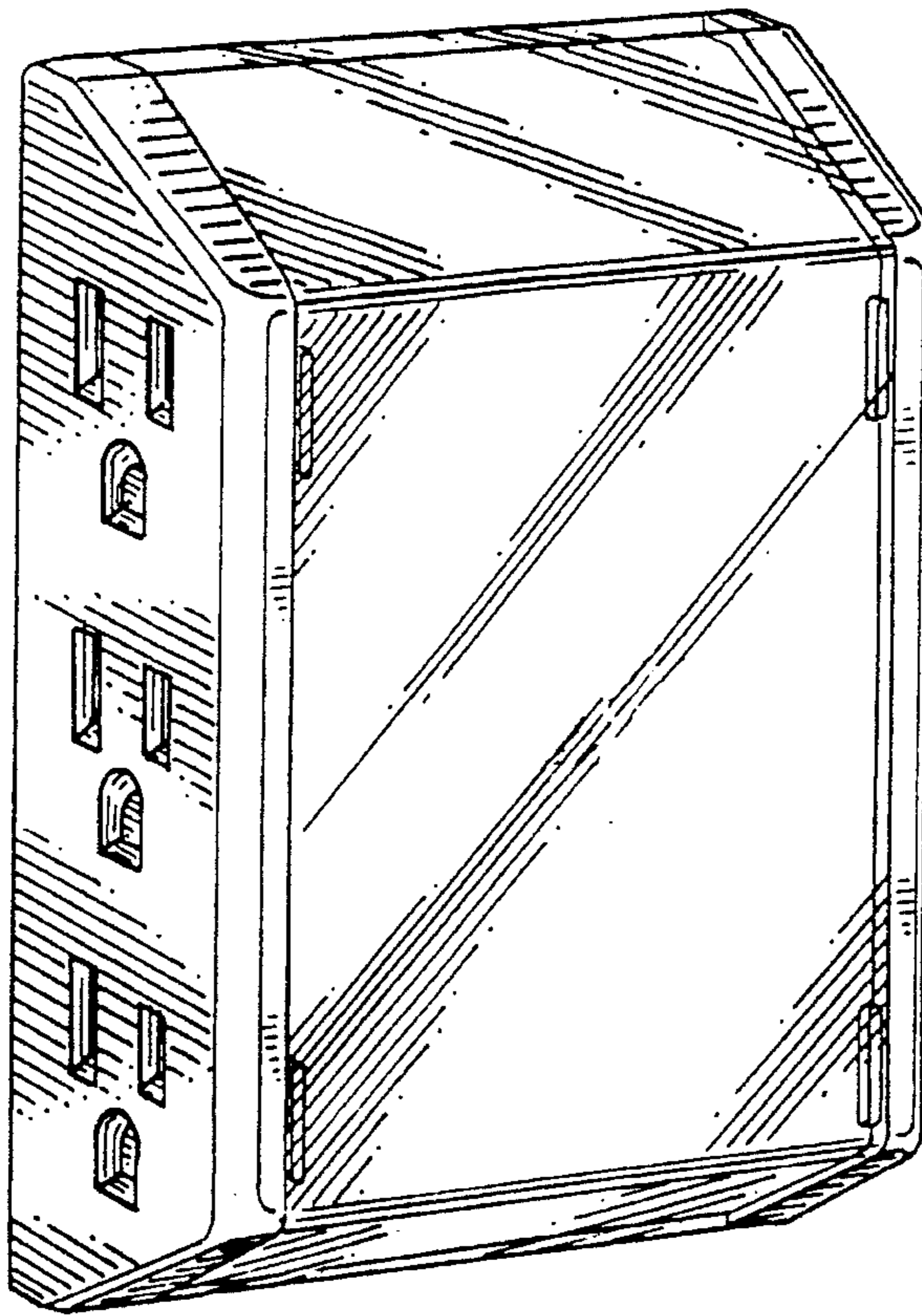
FIG. 4 is an end view of the electrical outlet adapter of FIG. 1, with both ends of the electrical outlet adapter being identical; and,

FIG. 5 is a front view of the electrical outlet adapter of FIG. 1.

The broken line showing is included for the purpose of illustrating environmental structure only and forms no part of the claimed design.


**1 Claim, 2 Drawing Sheets**



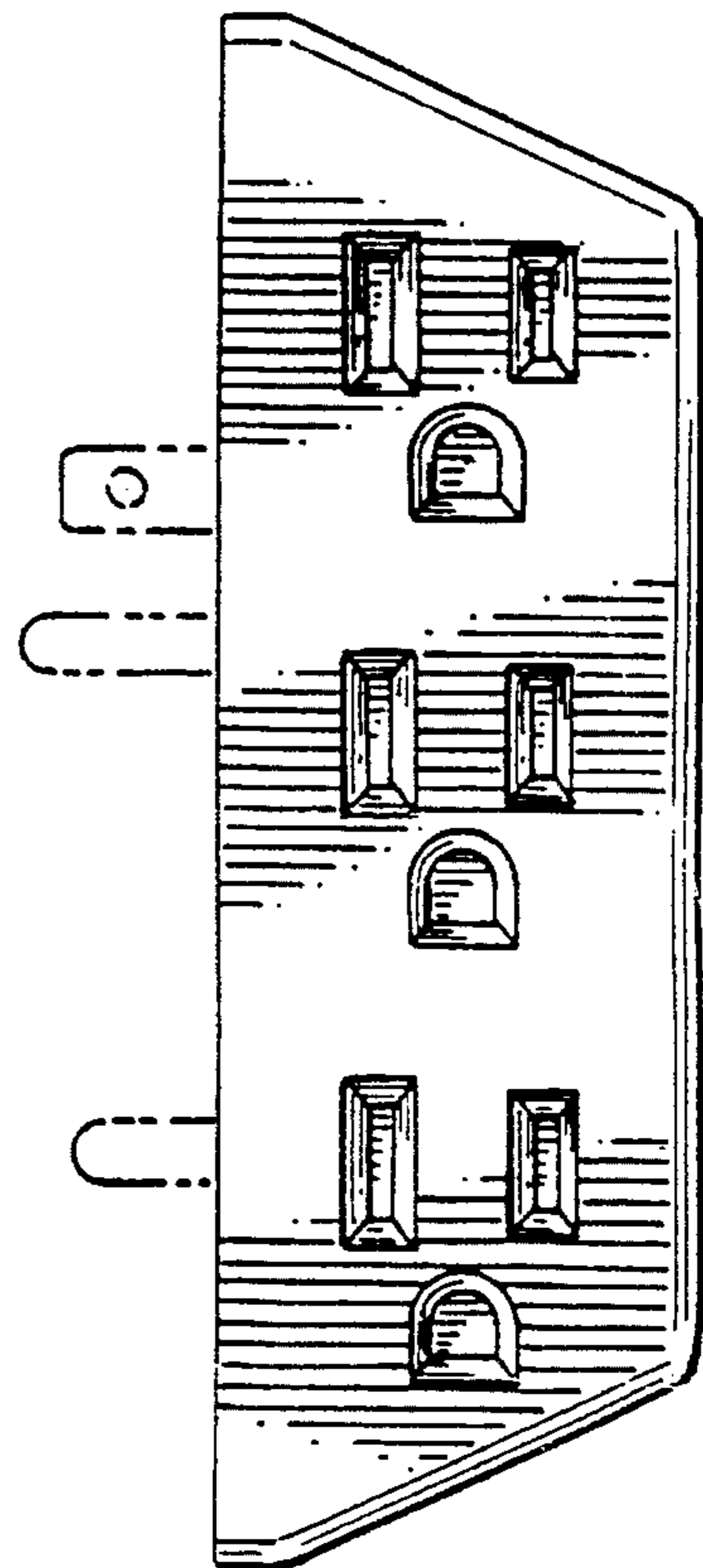


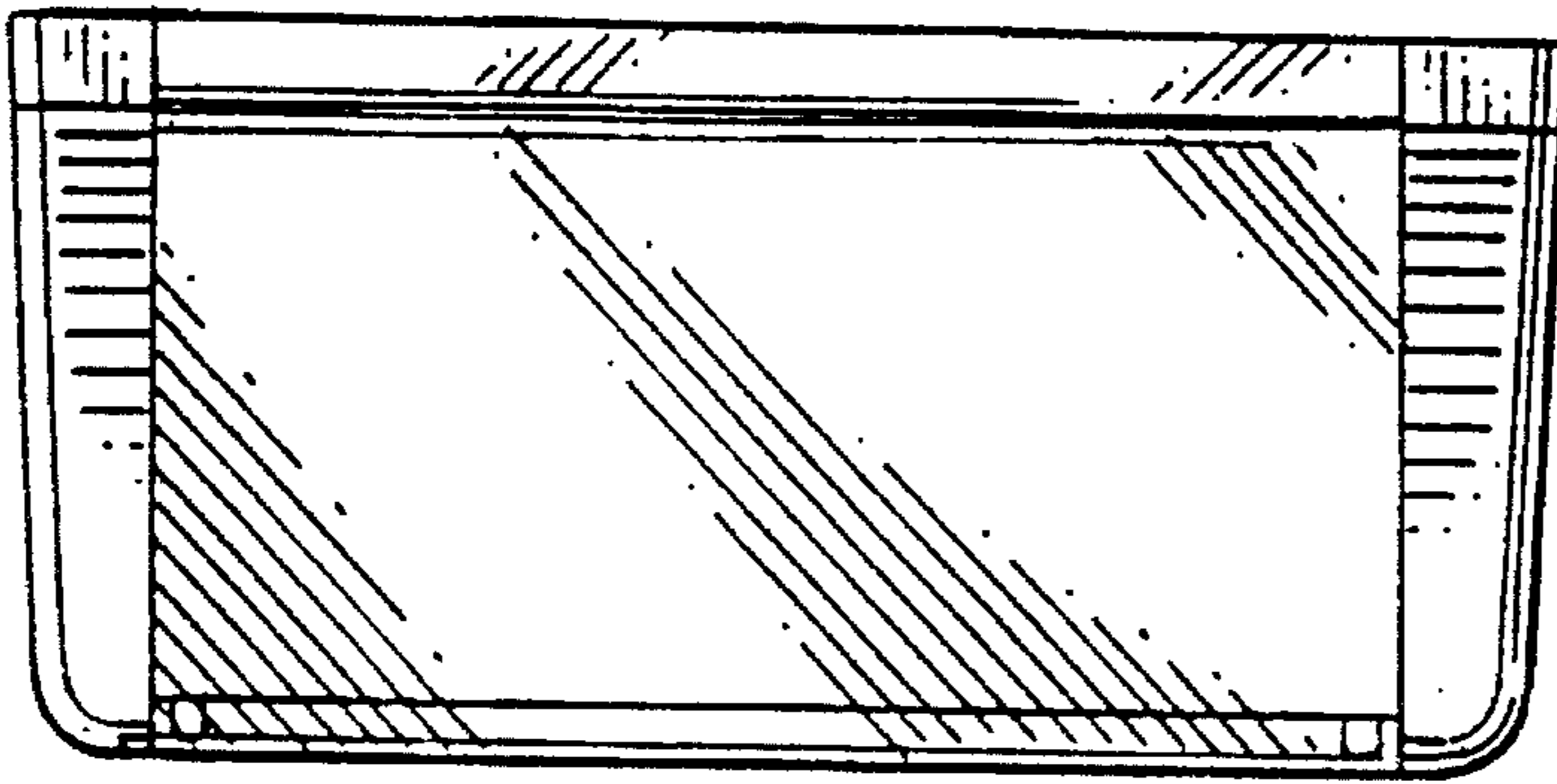
*Fig. 1*

*Fig. 3*




*Fig. 2*





*Fig. 4*



*Fig. 5*