



US00D370449S

United States Patent [19]

Wang

[11] **Patent Number:** **Des. 370,449**

[45] **Date of Patent:** ****Jun. 4, 1996**

[54] **VEHICULAR SUN SHIELD WITH SIDE EXTENSION SHADES**

[75] Inventor: **John Wang**, Sylmar, Calif.

[73] Assignee: **Auto-Shade, Inc.**, Moorpark, Calif.

[**] Term: **14 Years**

[21] Appl. No.: **36,033**

[22] Filed: **Mar. 10, 1995**

[52] U.S. Cl. **D12/191**

[58] **Field of Search** D12/190, 191, D12/401, 417; 160/370.2 R, 370.2 B, DIG. 3; 248/481, 484; 296/97.1, 97.2, 97.4, 97.5, 97.6, 97.8, 97.11

[56] **References Cited**

U.S. PATENT DOCUMENTS

D. 247,276	2/1978	Smith	D6/310
D. 314,934	2/1991	Howes	D12/191 X
4,815,784	3/1989	Zheng	160/370.21 X
4,958,880	9/1990	Champagne	160/370.23 X
5,253,695	10/1993	Nenstiel	160/370.21

Primary Examiner—Alan P. Douglas

Assistant Examiner—S. Snapp
Attorney, Agent, or Firm—Blakely Sokoloff Taylor & Zafman

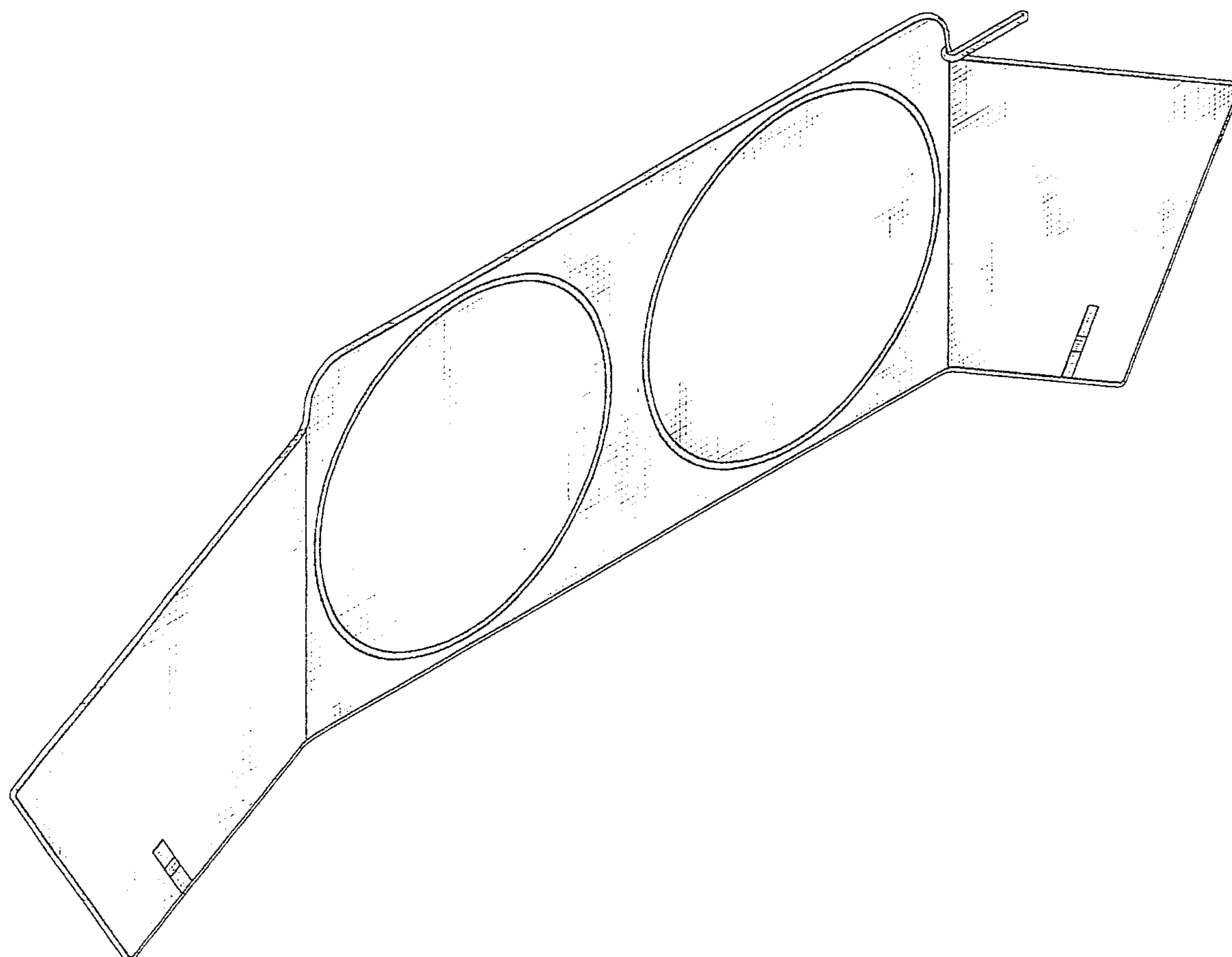
[57] **CLAIM**

The ornamental design for the vehicular sun shield with side extension shades, as shown.

DESCRIPTION

FIG. 1 is a perspective view of a vehicular sun shield with side extension shades of the invention;
 FIG. 2 is a top view of the vehicular sun shield with side extension shades of FIG. 1;
 FIG. 3 is a right side view of the vehicular sun shield with side extension shades of FIG. 1;
 FIG. 4 is a front view of the vehicular sun shield with side extension shades of FIG. 1;
 FIG. 5 is a back view of the vehicular sun shield with side extension shades of FIG. 1;
 FIG. 6 is a left side view of the vehicular sun shield with side extension shades of FIG. 1; and,
 FIG. 7 is a bottom view of the vehicular sun shield with side extension shades of FIG. 1.
 The broken lines shown in FIG. 5 represent stitching.

1 Claim, 3 Drawing Sheets



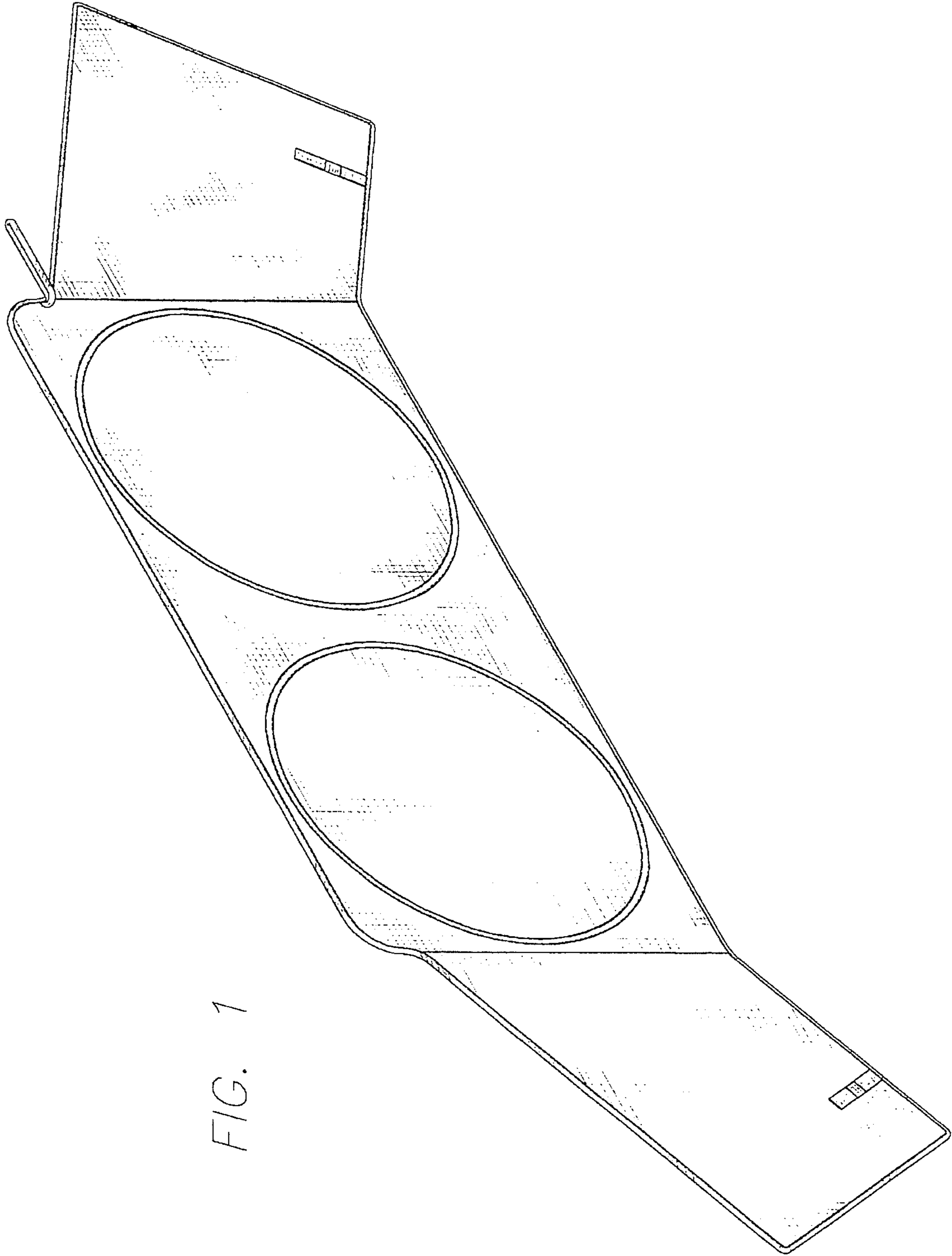


FIG. 1

FIG. 2



FIG. 3

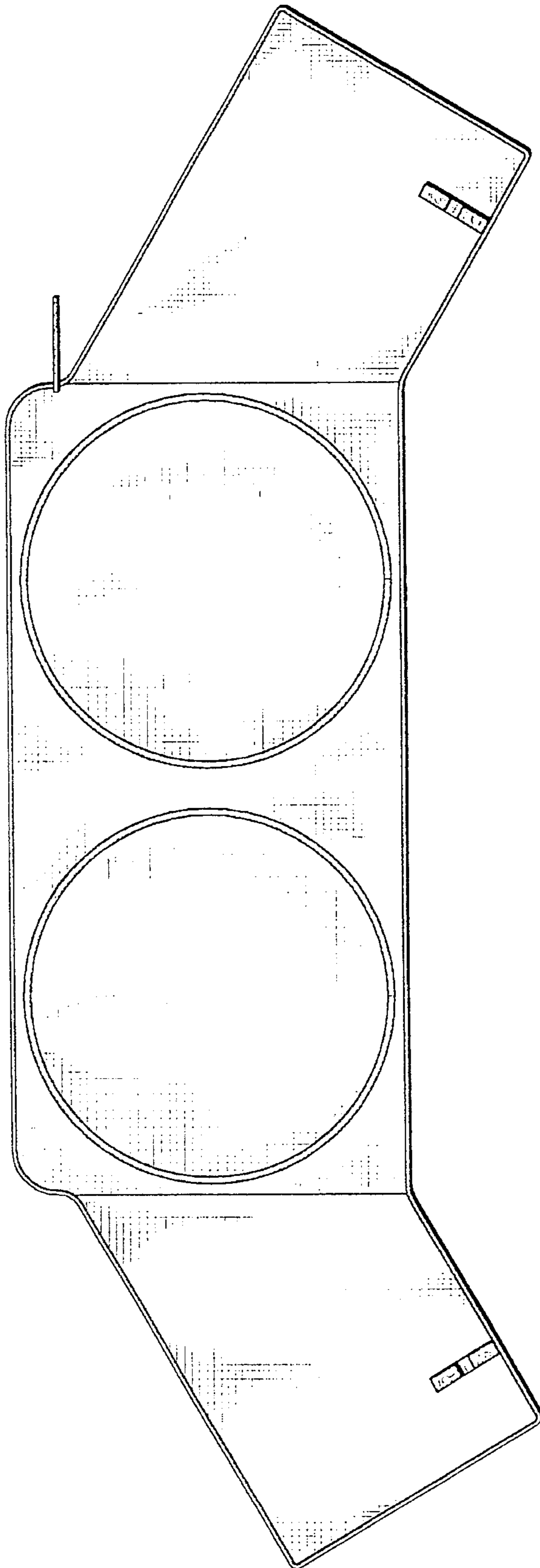
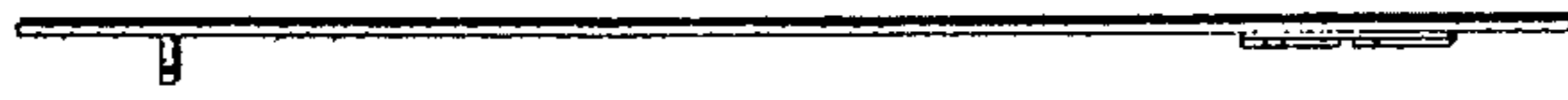


FIG. 4



FIG. 6

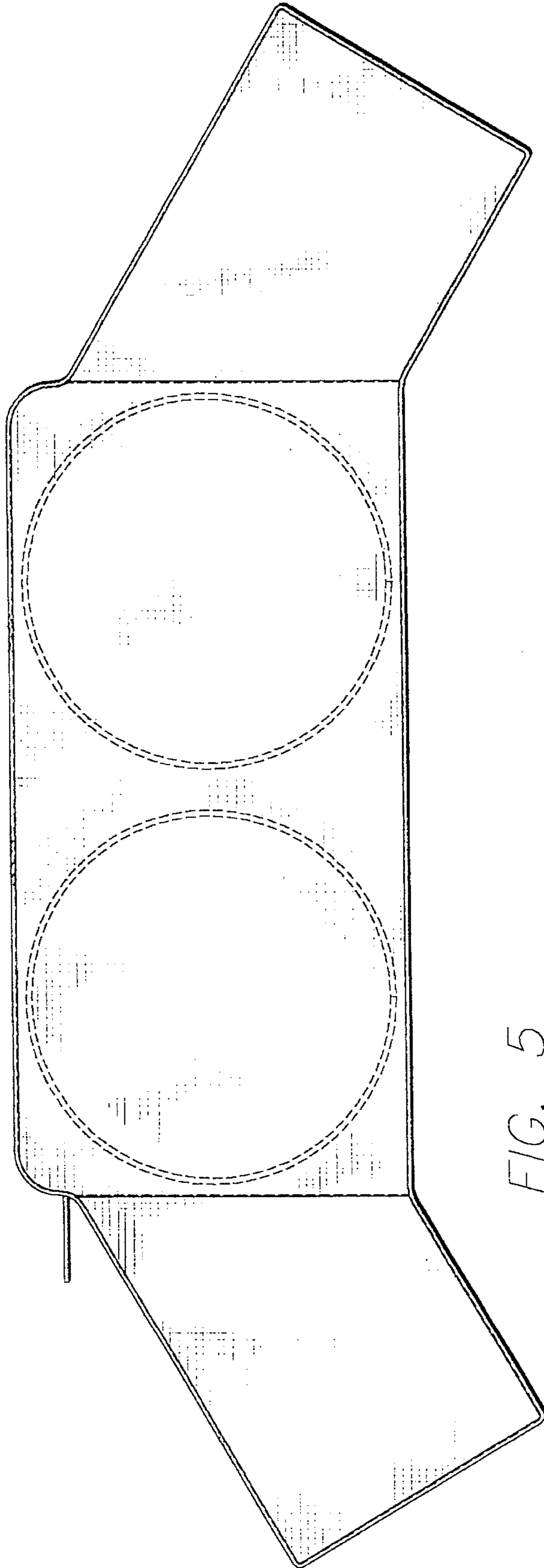


FIG. 5



FIG. 7