



US00D370426S

United States Patent [19]
Rozenwasser

[11] **Patent Number:** **Des. 370,426**
[45] **Date of Patent:** ****Jun. 4, 1996**

[54] **JEWELRY CHAIN**

[75] Inventor: **David Rozenwasser**, Savion, Israel

[73] Assignee: **David Rozenwasser**, Petach-Tikva, Israel

[**] Term: **14 Years**

[21] Appl. No.: **33,055**

[22] Filed: **Jan. 4, 1995**

[30] **Foreign Application Priority Data**

Sep. 8, 1994 [IL] Israel 23264

[52] **U.S. Cl.** **D11/13**

[58] **Field of Search** D11/1-18, 93-94,
D11/56, 86; 59/78-84, 90-92; 63/1.1-11

[56] **References Cited**

U.S. PATENT DOCUMENTS

- D. 329,828 9/1992 Bedoyan D11/13
- D. 330,343 10/1992 Bedoyan D11/13
- D. 337,073 7/1993 Bedoyan D11/6

Primary Examiner—Ralf Seifert
Attorney, Agent, or Firm—Helfgott & Karas

[57] **CLAIM**

The ornamental design for a jewelry chain, as shown and described.

DESCRIPTION

FIG. 1 is a top plan view of a jewelry chain showing my new design;

FIG. 2 is a side elevational view;

FIG. 3 is a perspective view of an individual link that comprises the jewelry chain;

FIG. 4 is an end view;

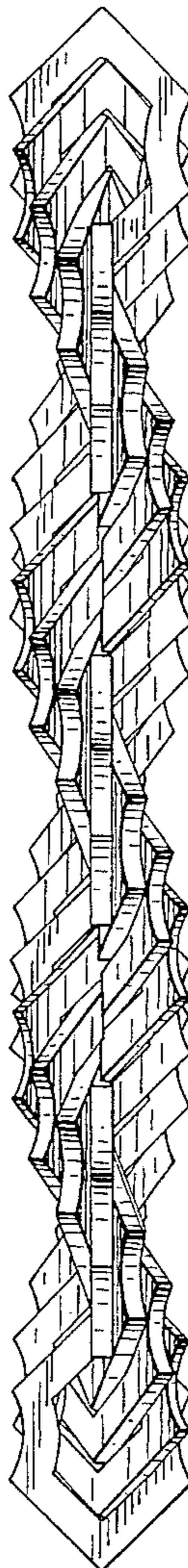
FIG. 5 is a top plan view of a jewelry chain showing a second embodiment of my new design;

FIG. 6 is a perspective view of an individual link that comprises the jewelry chain of FIG. 5; and,

FIG. 7 is a side elevational view of FIG. 5.

It being understood that the end view of the second embodiment, FIGS. 5-7, is like that shown in FIG. 4.

1 Claim, 2 Drawing Sheets



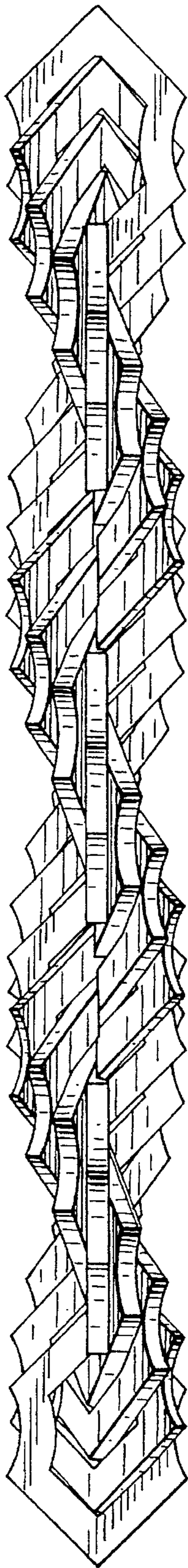


FIG. 1

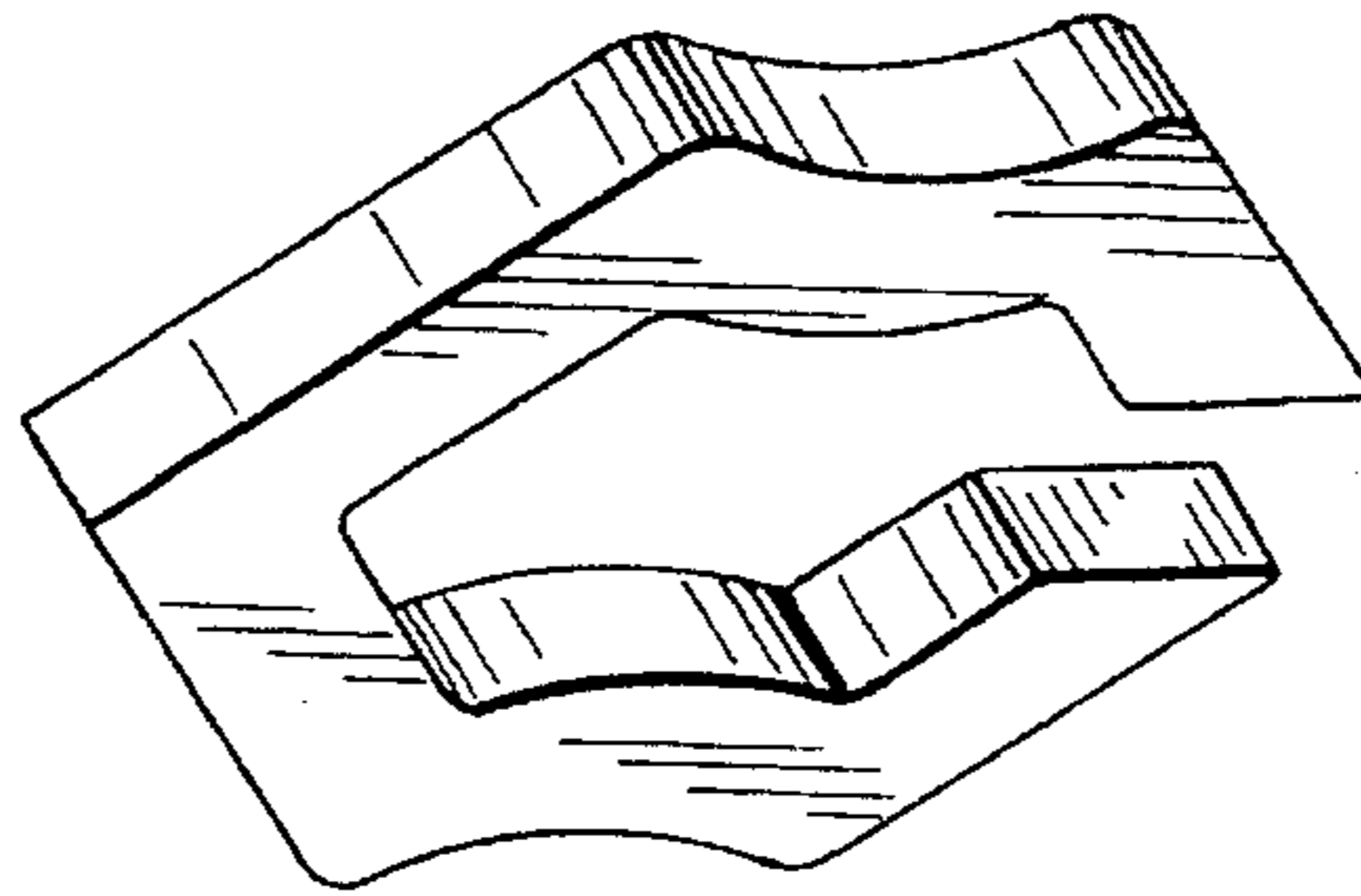


FIG. 3

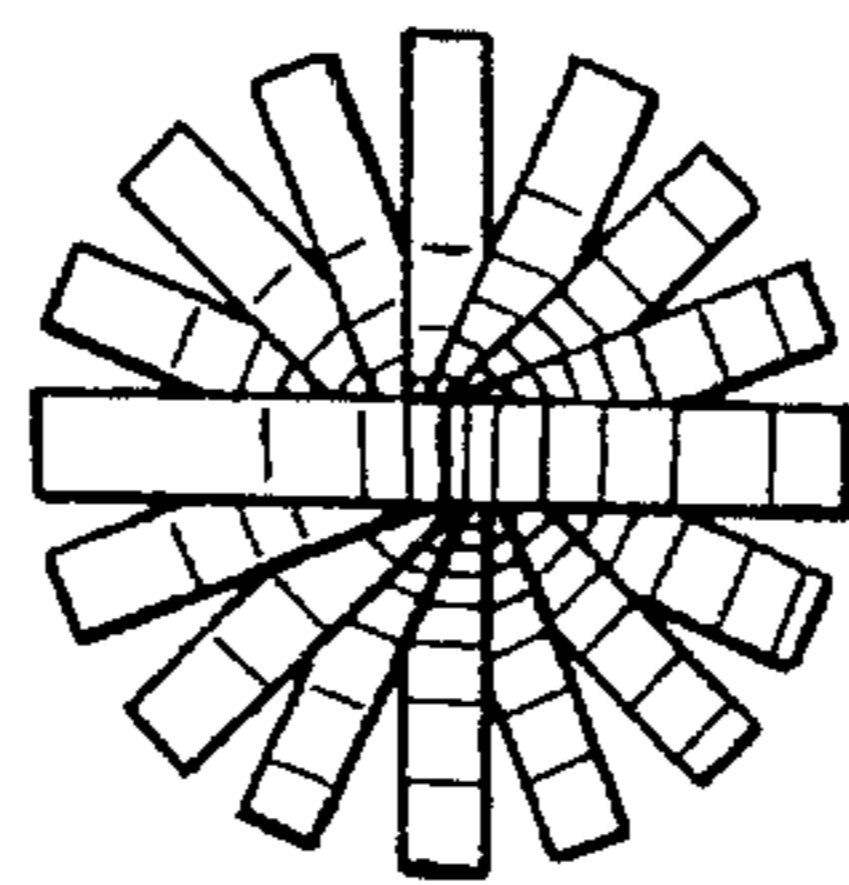


FIG. 4




FIG. 2

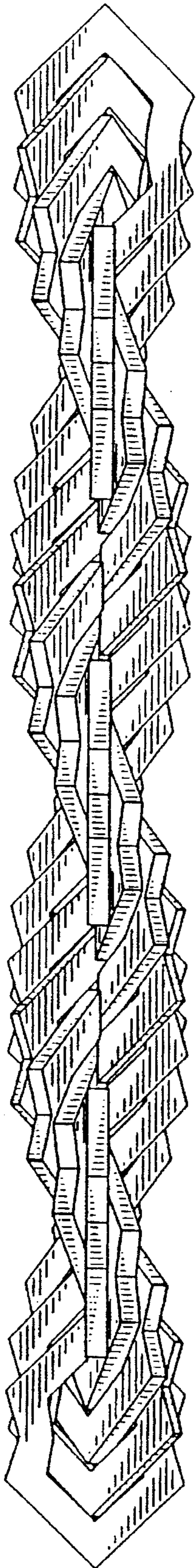


FIG. 5

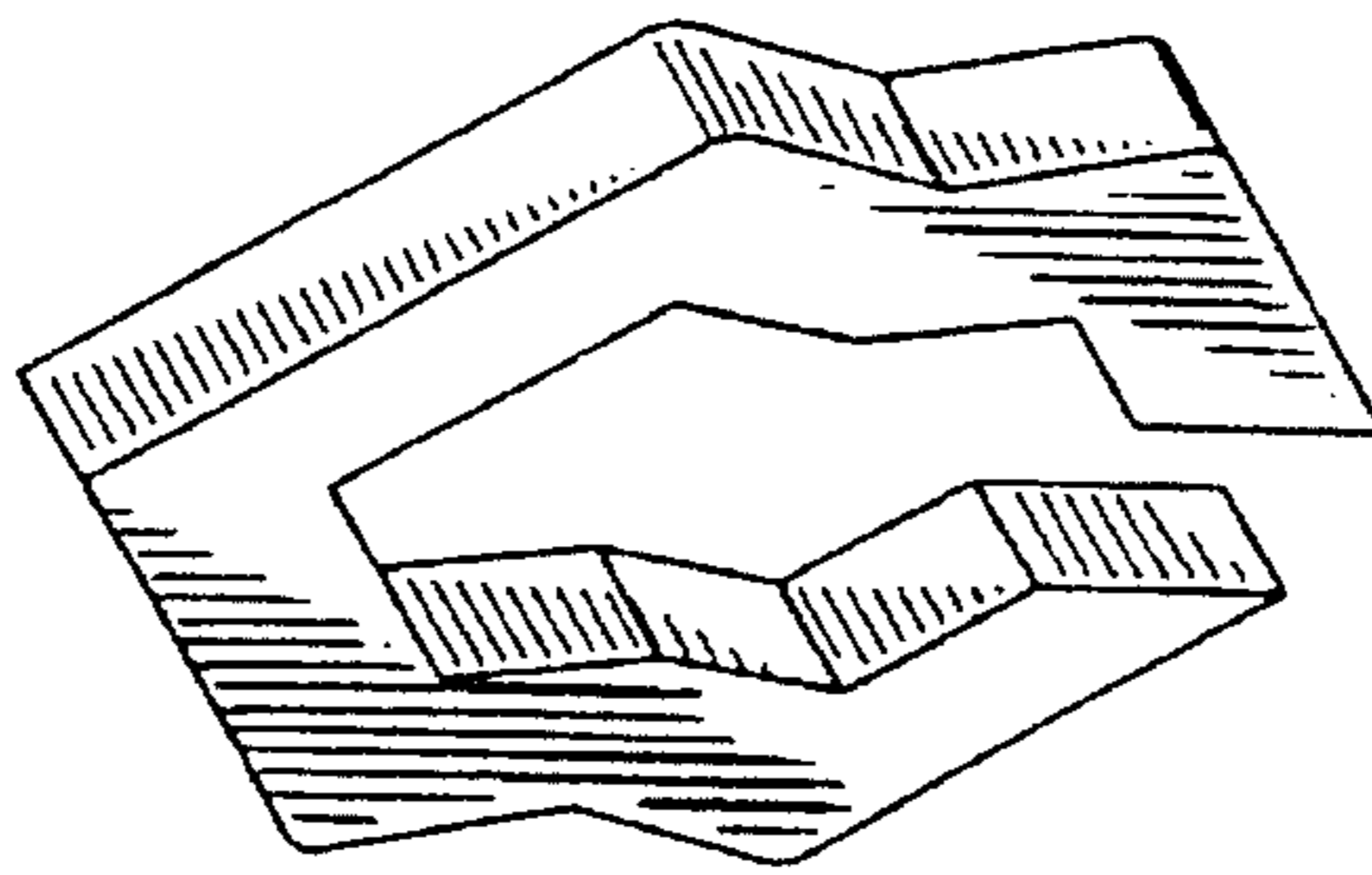


FIG. 7

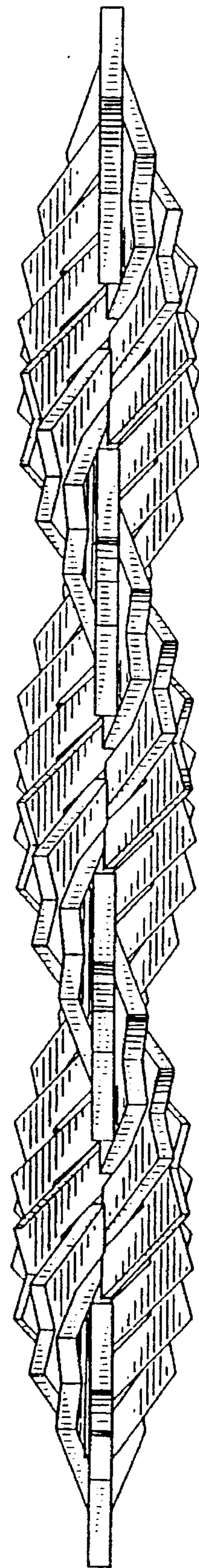


FIG. 6