



US00D370420S

# United States Patent [19]

Rousseau

[11] Patent Number: **Des. 370,420**

[45] Date of Patent: **\*\*Jun. 4, 1996**

[54] **WRIST WATCH**

[75] Inventor: **Xavier Rousseau**, Paris, France

[73] Assignee: **Chaumet International S.A.**, Paris, France

[\*\*] Term: **14 Years**

[21] Appl. No.: **40,698**

[22] Filed: **Jun. 23, 1995**

[52] U.S. Cl. .... **D10/32**

[58] Field of Search ..... D10/1-40, 122-132; 368/223, 228, 232, 276-277, 280-282, 285; D11/3, 5, 12, 19-25; 63/1.1

[56] **References Cited**

**U.S. PATENT DOCUMENTS**

D. 228,066	2/1987	Kanoui .....	D10/32
D. 318,238	7/1991	Fong .....	D10/32
D. 327,021	6/1992	Burgener .....	D10/38
D. 354,445	1/1995	Wunderman .....	D10/32
D. 361,283	8/1995	Bulgari .....	D10/30
D. 367,943	9/1995	Hayashi .....	D10/32

**OTHER PUBLICATIONS**

*Hong Kong Enterprise*—Jul. 1988—p. 433—Wristwatches at top-left.

*Primary Examiner*—Nelson C. Holtje

*Attorney, Agent, or Firm*—Steven H. Bazerman

[57] **CLAIM**

The ornamental design for a wrist watch, as shown and described.

**DESCRIPTION**

FIG. 1 is a front elevational view of the wrist watch bearing my ornamental design;

FIG. 2 is a top plan view of the wrist watch bearing my ornamental design;

FIG. 3 is a bottom plan view of the wrist watch bearing my ornamental design;

FIG. 4 is a front plan view of the wrist watch bearing my ornamental design;

FIG. 5 is a side plan view of the wrist watch bearing my ornamental design;

FIG. 6 is a side plan view opposite the side shown in FIG. 5 of the wrist watch bearing my ornamental design; and,

FIG. 7 is a rear plan view opposite the side shown in FIG. 4 of the wrist watch bearing my ornamental design.

**1 Claim, 3 Drawing Sheets**



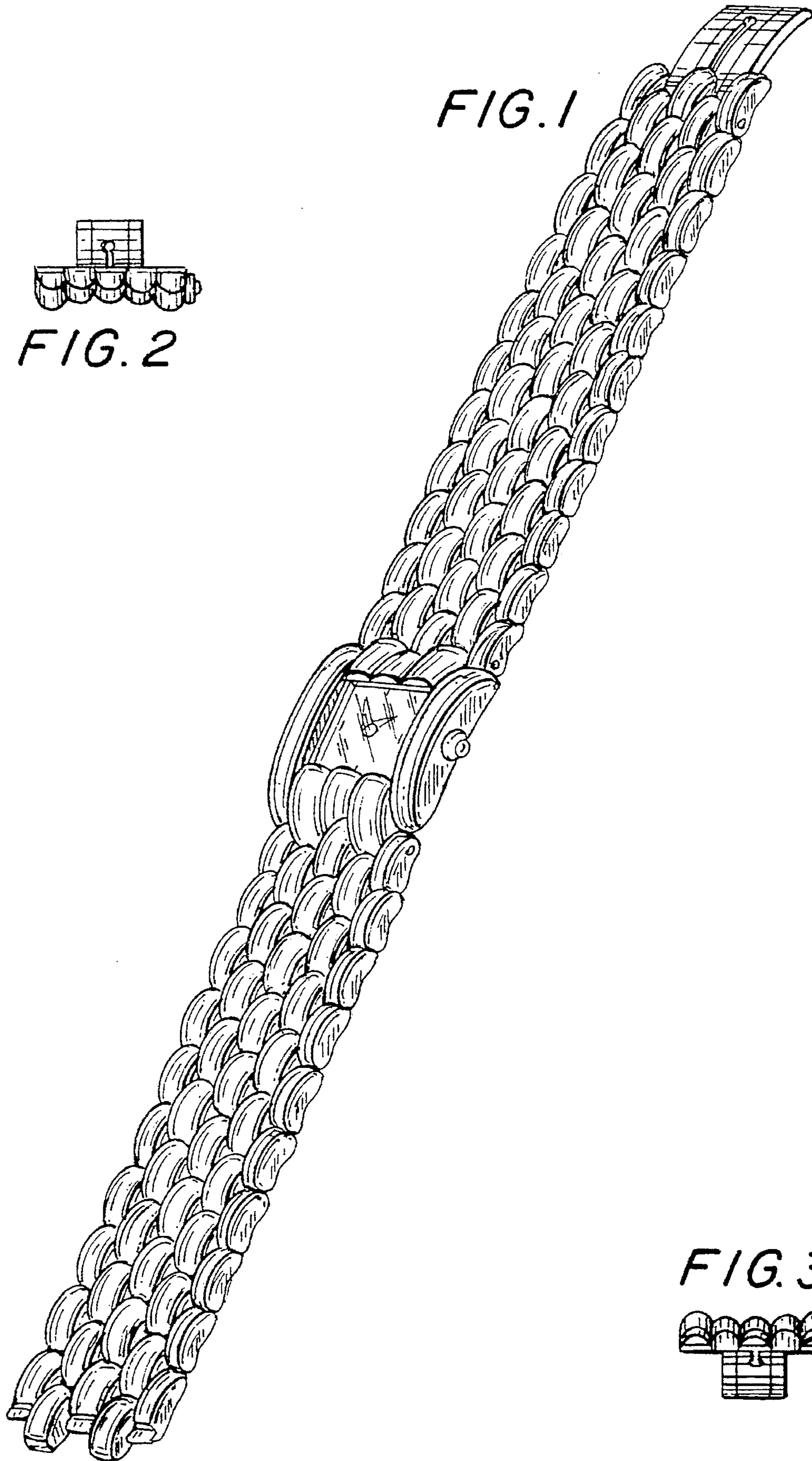


FIG. 1

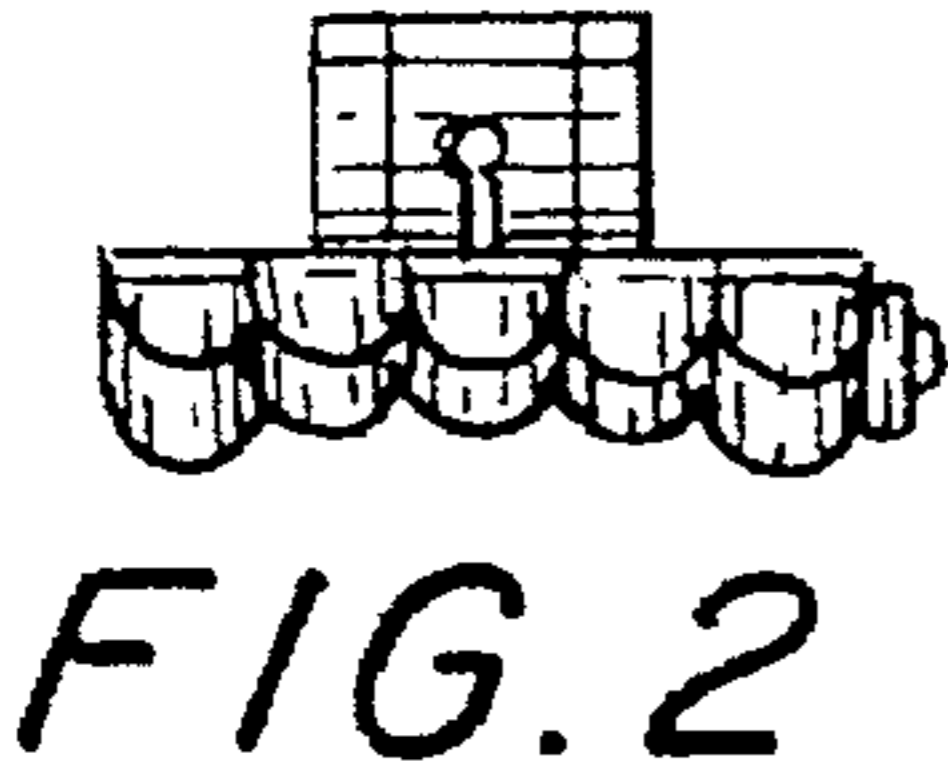



FIG. 2

FIG. 3



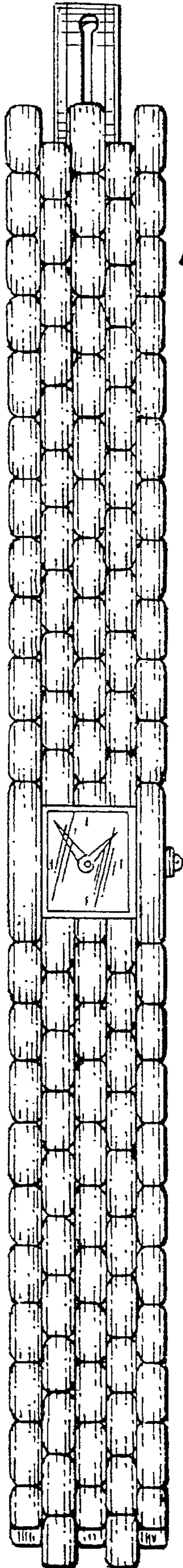


FIG. 4

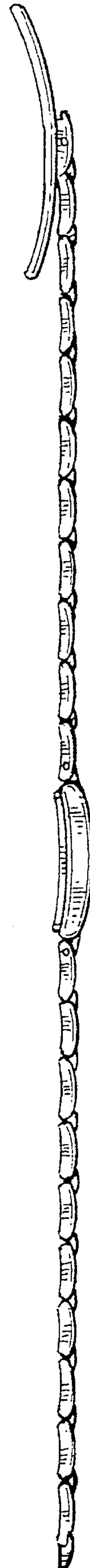


FIG. 5



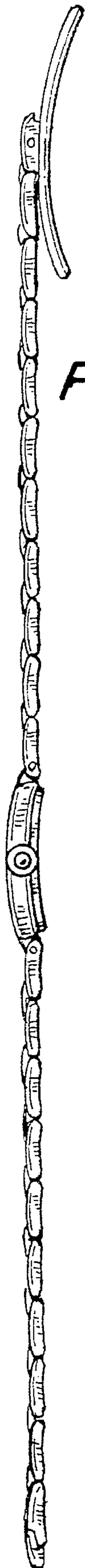


FIG. 6




FIG. 7