



US00D370414S

United States Patent [19]
Lambelet, Jr.

[11] **Patent Number: Des. 370,414**
[45] **Date of Patent: **Jun. 4, 1996**

[54] **TABLET DISPENSER INSERT**
[75] Inventor: **Lawrence E. Lambelet, Jr.**,
Flemington, N.J.
[73] Assignee: **Ortho Pharmaceutical Corporation**,
Raritan, N.J.
[**] Term: **14 Years**
[21] Appl. No.: **28,035**
[22] Filed: **Sep. 2, 1994**
[52] U.S. Cl. **D9/456**
[58] Field of Search D3/203; D9/434-36,
D9/454-57, 499; D24/229, 230; 206/531,
532, 538

4,165,709 8/1979 Studer 206/531
4,555,044 11/1985 Pearo 206/538
4,905,866 3/1990 Bartell et al. 206/531
5,352,465 10/1994 Gondek et al. D9/444 X

Primary Examiner—Alan P. Douglas
Assistant Examiner—Robert M. Spear
Attorney, Agent, or Firm—Paul A. Coletti

[57] **CLAIM**

The ornamental design for a tablet dispenser insert, as shown and described.

DESCRIPTION

FIG. 1 is a perspective view of a tablet dispenser insert as seen from top, front and left side showing our new design; FIG. 2 is a top plan view thereof; FIG. 3 is a bottom plan view thereof; FIG. 4 is a front elevational view thereof; FIG. 5 is an elevational view thereof as taken from the left side of the tablet dispenser insert, of which the right elevational side view is a mirror image; FIG. 6 is a rear elevational view thereof; and, FIG. 7 is a cross-sectional view of a portion of the tablet dispenser insert as seen along line 7-7 of FIG. 2.

[56] **References Cited**

U.S. PATENT DOCUMENTS

D. 248,407	7/1978	Bassett et al.	D24/229
D. 272,324	1/1984	Mumford et al.	D9/454
D. 292,380	10/1987	Smith	D9/454
D. 298,608	11/1988	Dewing	D9/435
D. 339,525	9/1993	Morris, Sr.	D9/454
3,651,927	3/1972	Richardson et al.	206/531
3,904,075	9/1975	Richardson et al.	206/531
4,015,717	4/1977	Richardson et al.	206/531

1 Claim, 4 Drawing Sheets

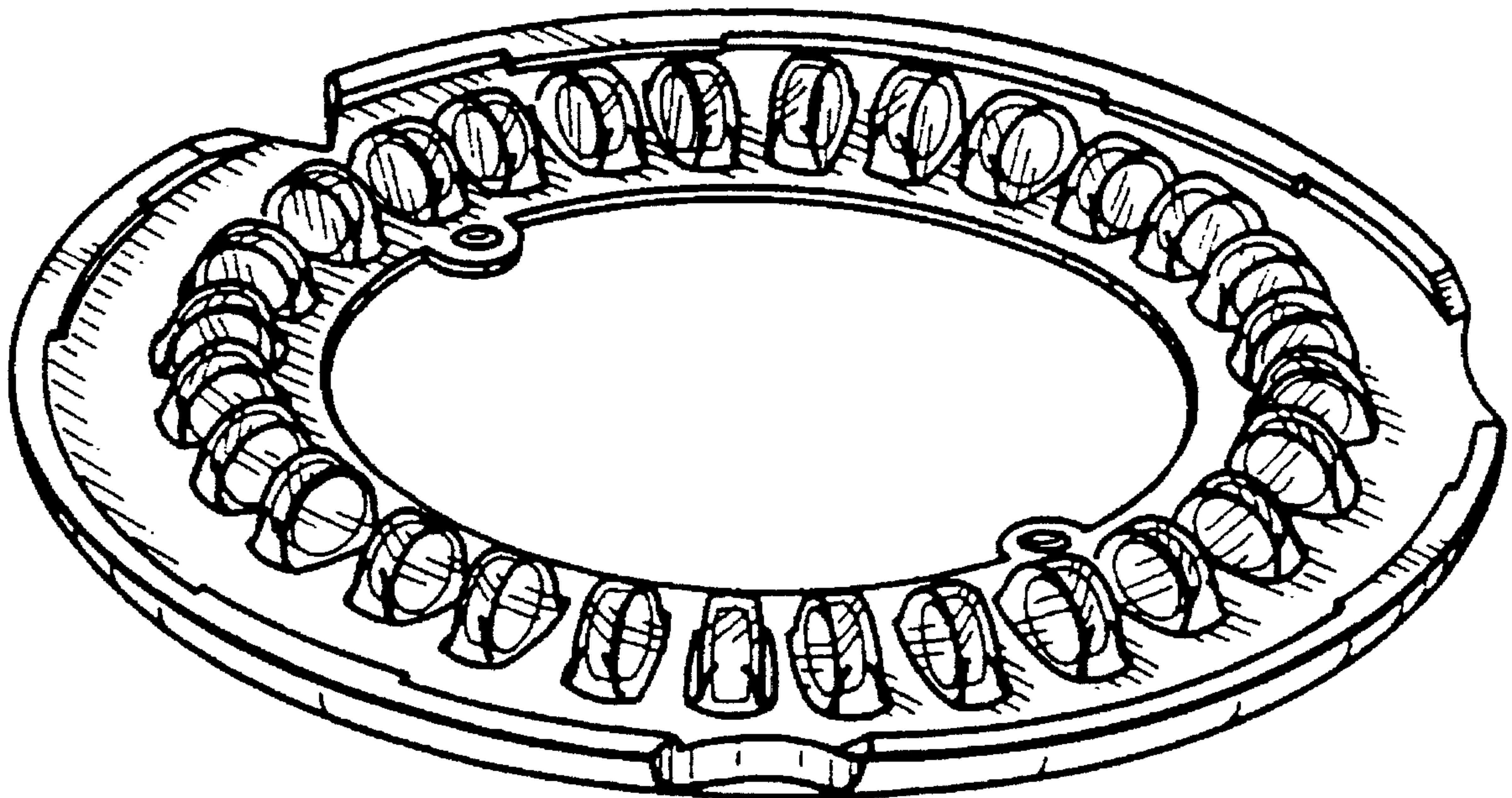


FIG. 1

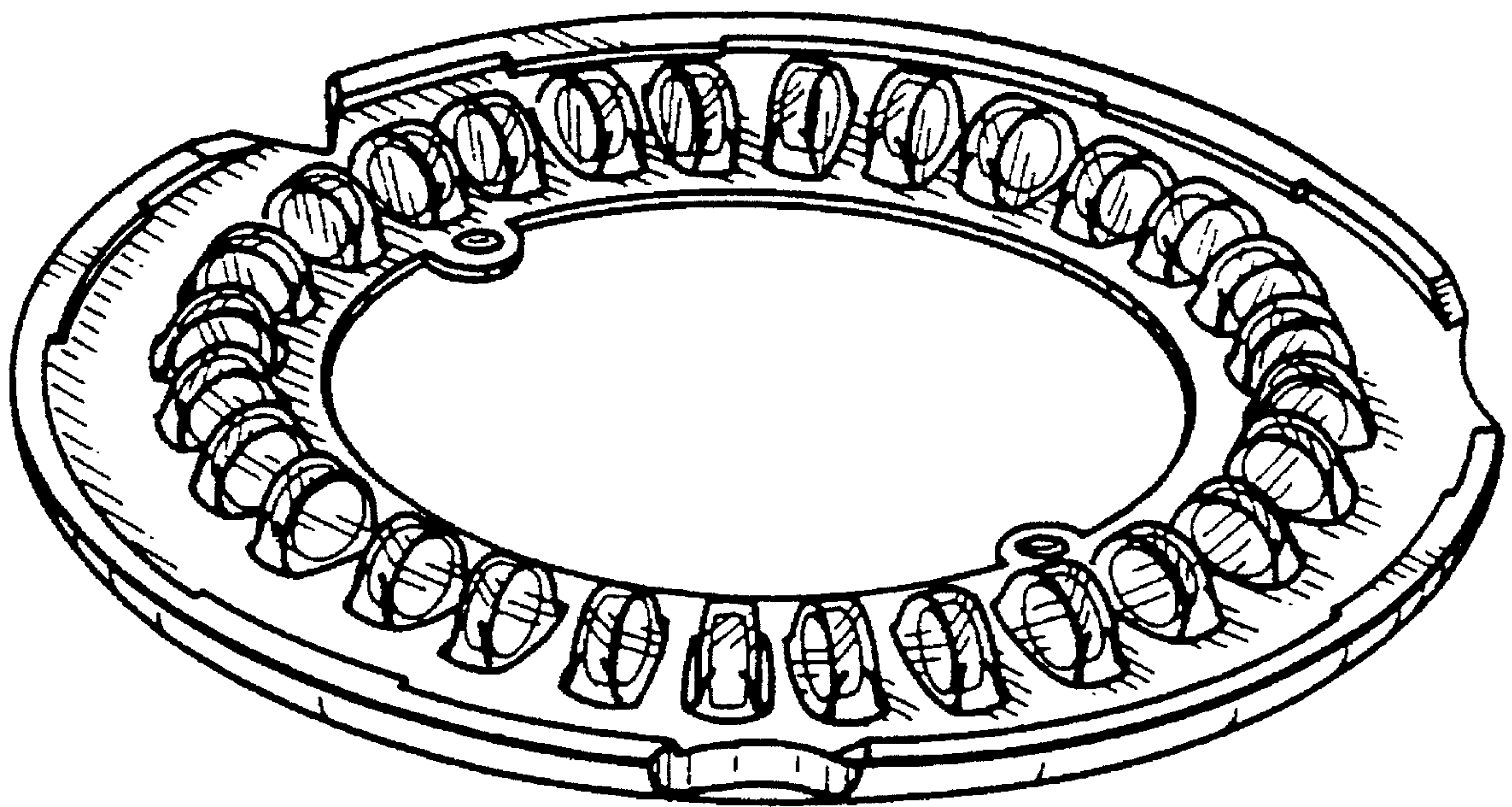


FIG. 2

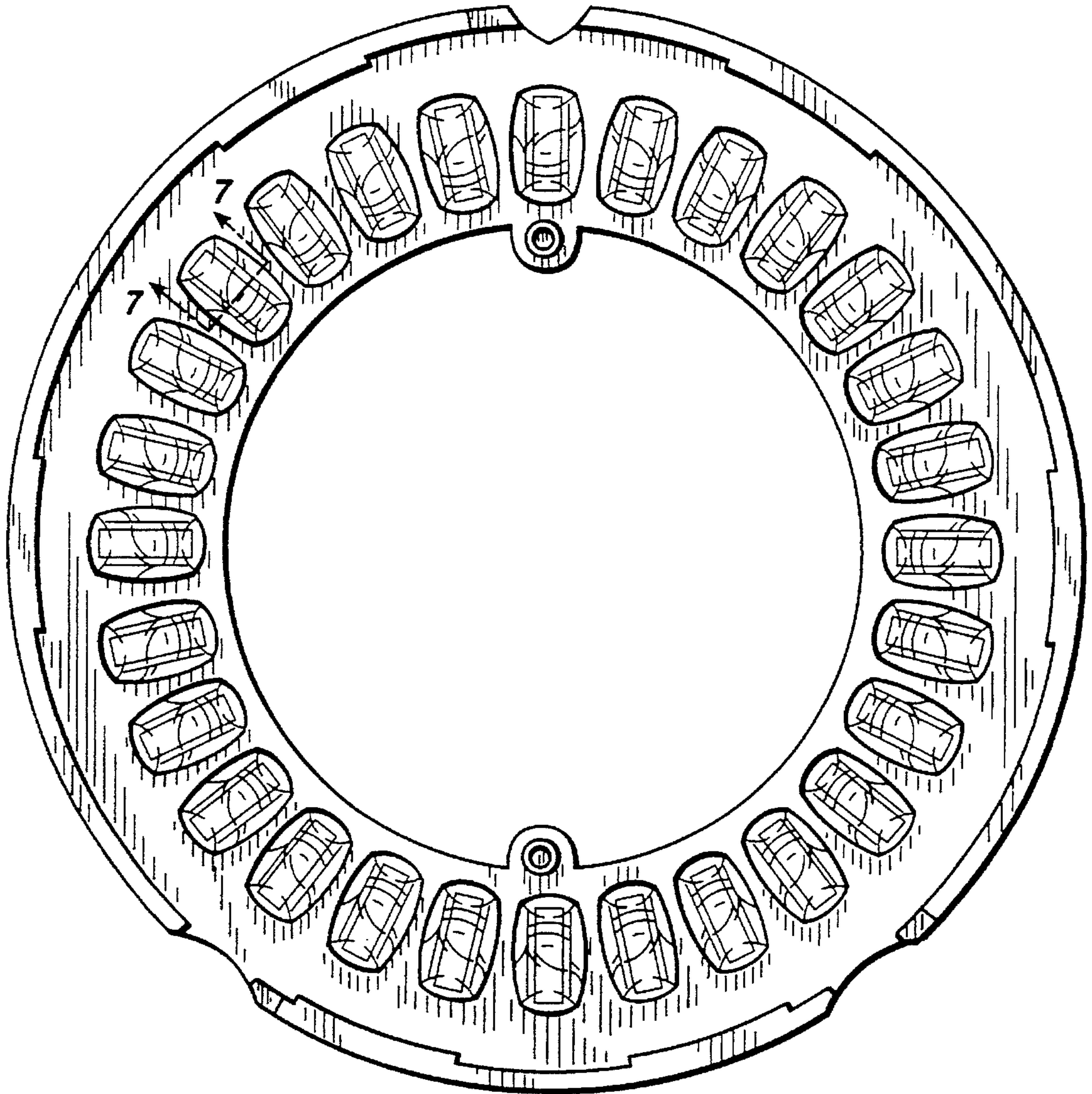


FIG. 7




FIG. 3

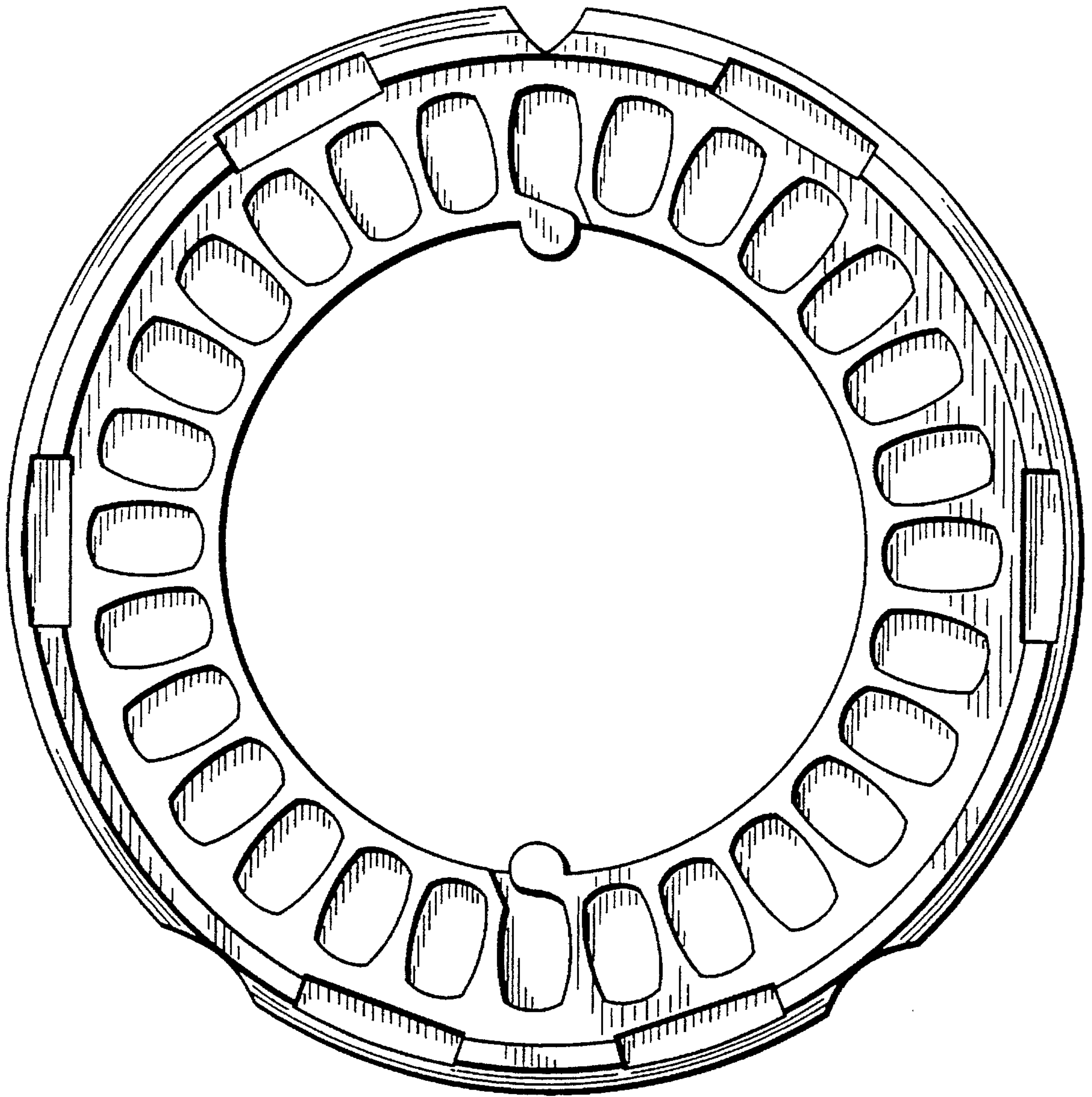


FIG. 4




FIG. 5




FIG. 6

