



US00D370409S

United States Patent [19]

Lathrop et al.

[11] Patent Number: **Des. 370,409**

[45] Date of Patent: ****Jun. 4, 1996**

[54] BOTTLE

[75] Inventors: **Gregory A. Lathrop**, Manchester;
Mark D. Gerhart, Westminster; **David F. Gnad**, Owings Mills; **Kevin J. Markey**, Westminster, all of Md.;
Frank E. Gonda, Fairfield, Conn.;
David S. Laubach, New York, N.Y.

[73] Assignee: **Lever Brothers Company, Division of Conopco, Inc.**, New York, N.Y.

[**] Term: **14 Years**

[21] Appl. No.: **39,046**

[22] Filed: **May 19, 1995**

[52] U.S. Cl. **D9/300; D9/558; D9/571**

[58] Field of Search **D9/300, 500, 503, D9/537, 538, 539, 540, 447, 448, 545, 529, 558, 550, 571; D28/76, 91.1, 77, 5; 215/371; 222/384, 321.7, 382, 383.1, 153.13**

[56] **References Cited**

U.S. PATENT DOCUMENTS

D. 104,546	5/1937	Topping	D9/558
D. 160,942	11/1950	Heintze	D9/545
D. 176,226	11/1955	Morris	D9/558 X
D. 213,355	2/1969	Kneapler	D9/558
D. 259,332	5/1981	Walton	D9/545
D. 266,990	11/1982	Cook	D9/558
D. 318,012	6/1991	Kipperman et al.	D9/558
D. 337,055	7/1993	Medlycott	D9/545

D. 337,527	7/1993	Klapwald	D9/558
D. 340,868	11/1993	Gormley	D9/558
D. 343,793	2/1994	Crawford	D9/529
D. 346,963	5/1994	Crawford	D9/550
D. 351,991	11/1994	Bertolini et al.	D9/300
D. 355,369	2/1995	Lund et al.	D9/558
4,174,783	11/1979	Abe et al.	215/12.2
4,538,748	9/1985	Ford et al.	222/153.13
4,589,573	5/1986	Tada	222/153.13
4,809,878	3/1989	Rainey	222/153.13 X

OTHER PUBLICATIONS

Spray Technology & Marketing, Aug. 1992, p. 25, Dispensing Pump.

Primary Examiner—Ted Shooman
Assistant Examiner—Cheri Cohen
Attorney, Agent, or Firm—James J. Farrell

[57] **CLAIM**

The ornamental design for a bottle, as shown and described.

DESCRIPTION

FIG. 1 is a perspective view of a bottle showing our new design;
FIG. 2 is a front elevational view thereof, the undisclosed opposite side being a mirror image;
FIG. 3 is a side elevational view;
FIG. 4 is a top plan view thereof;
FIG. 5 is a bottom plan view thereof; and,
FIG. 6 is a side elevational view from the opposite side.

1 Claim, 2 Drawing Sheets

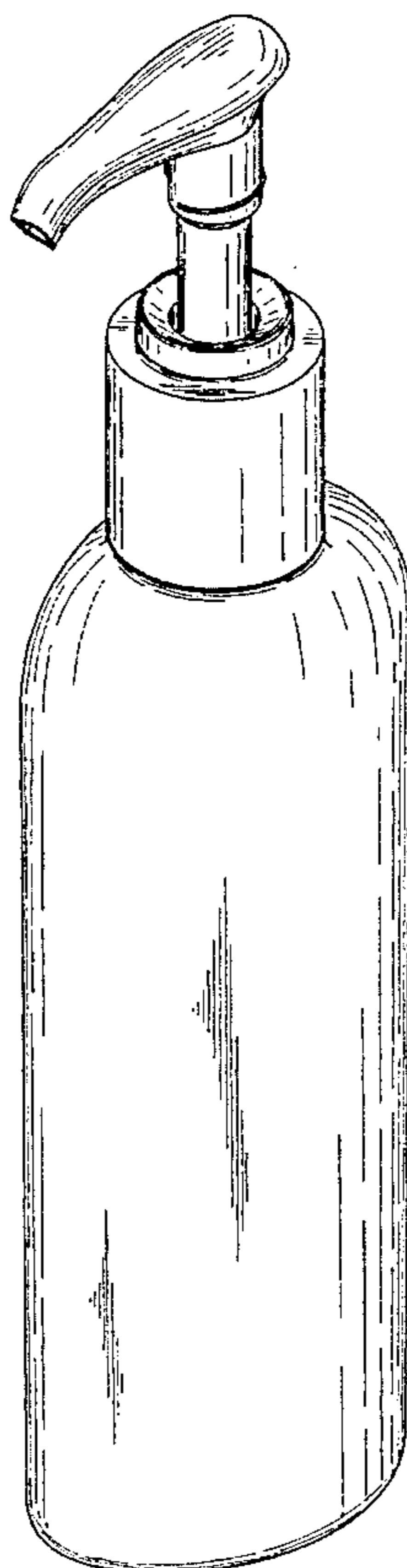


FIG. 1

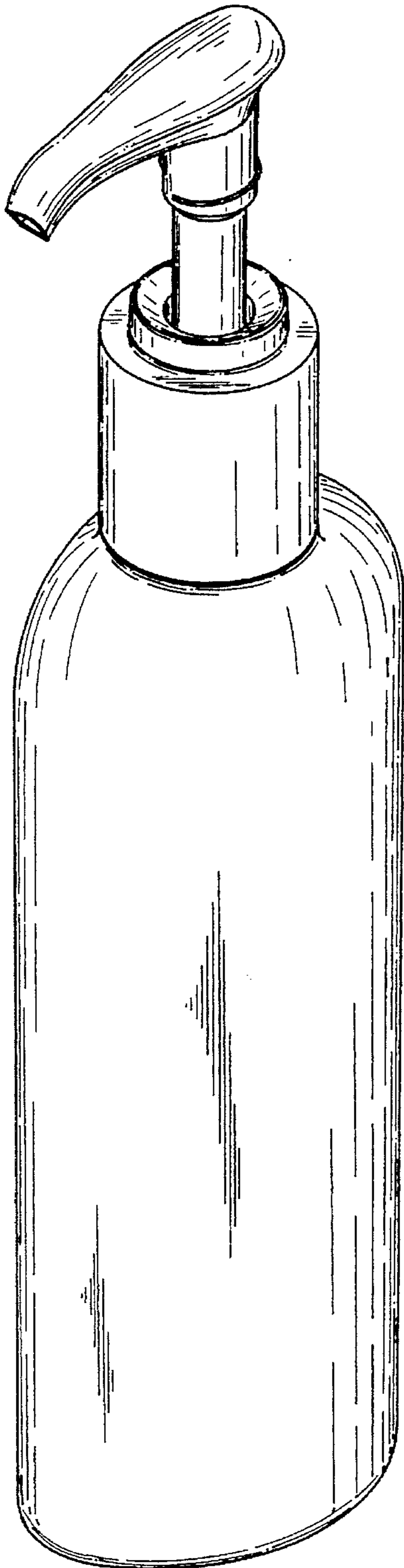
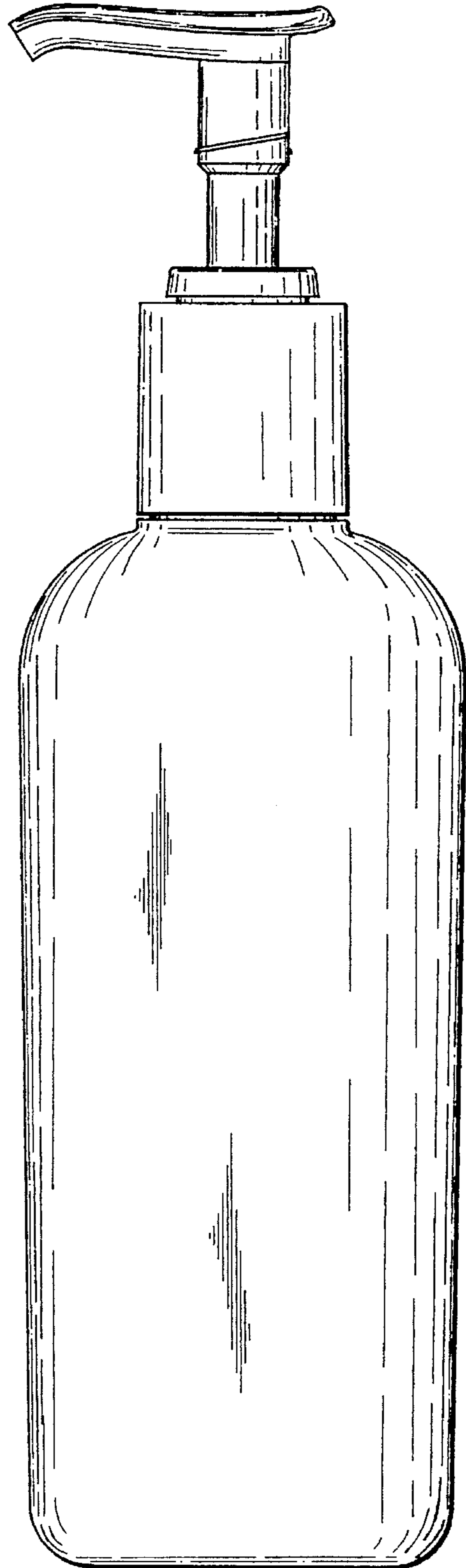


FIG. 2



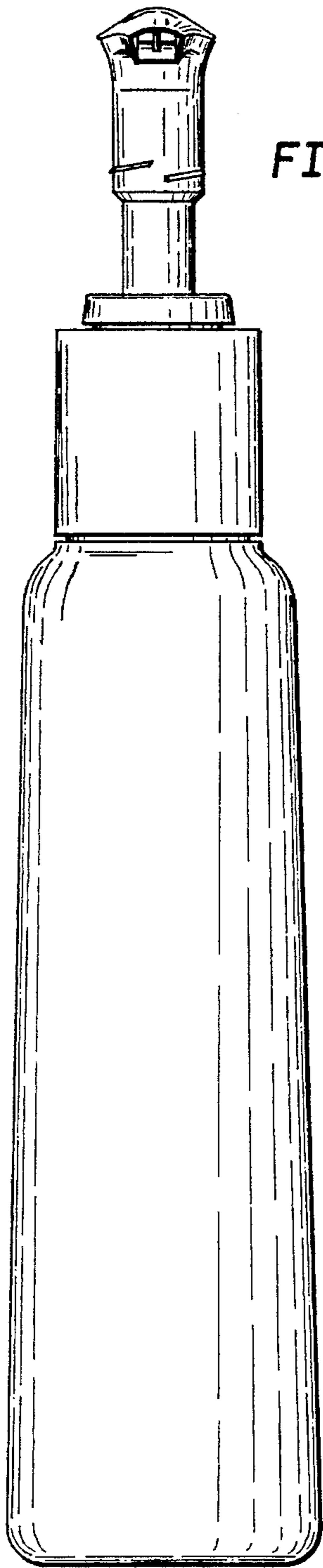


FIG. 6

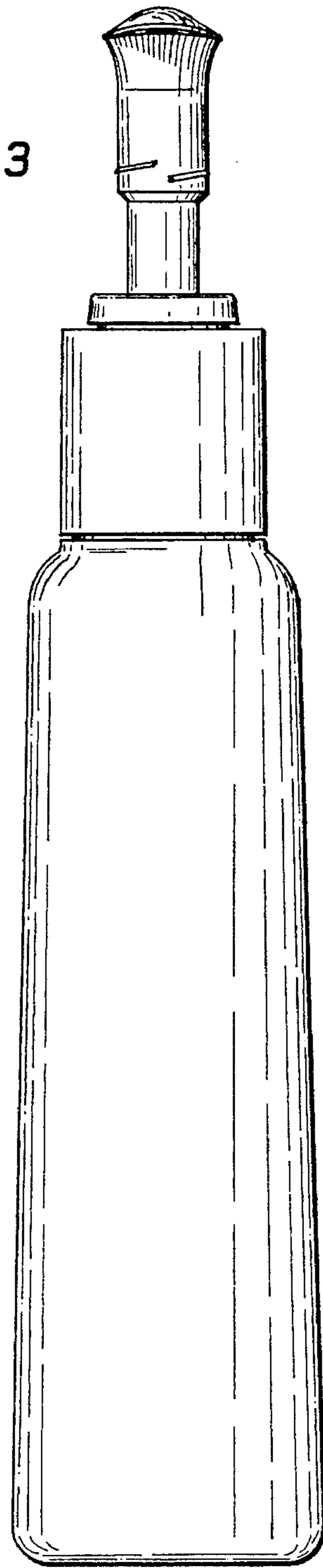


FIG. 3

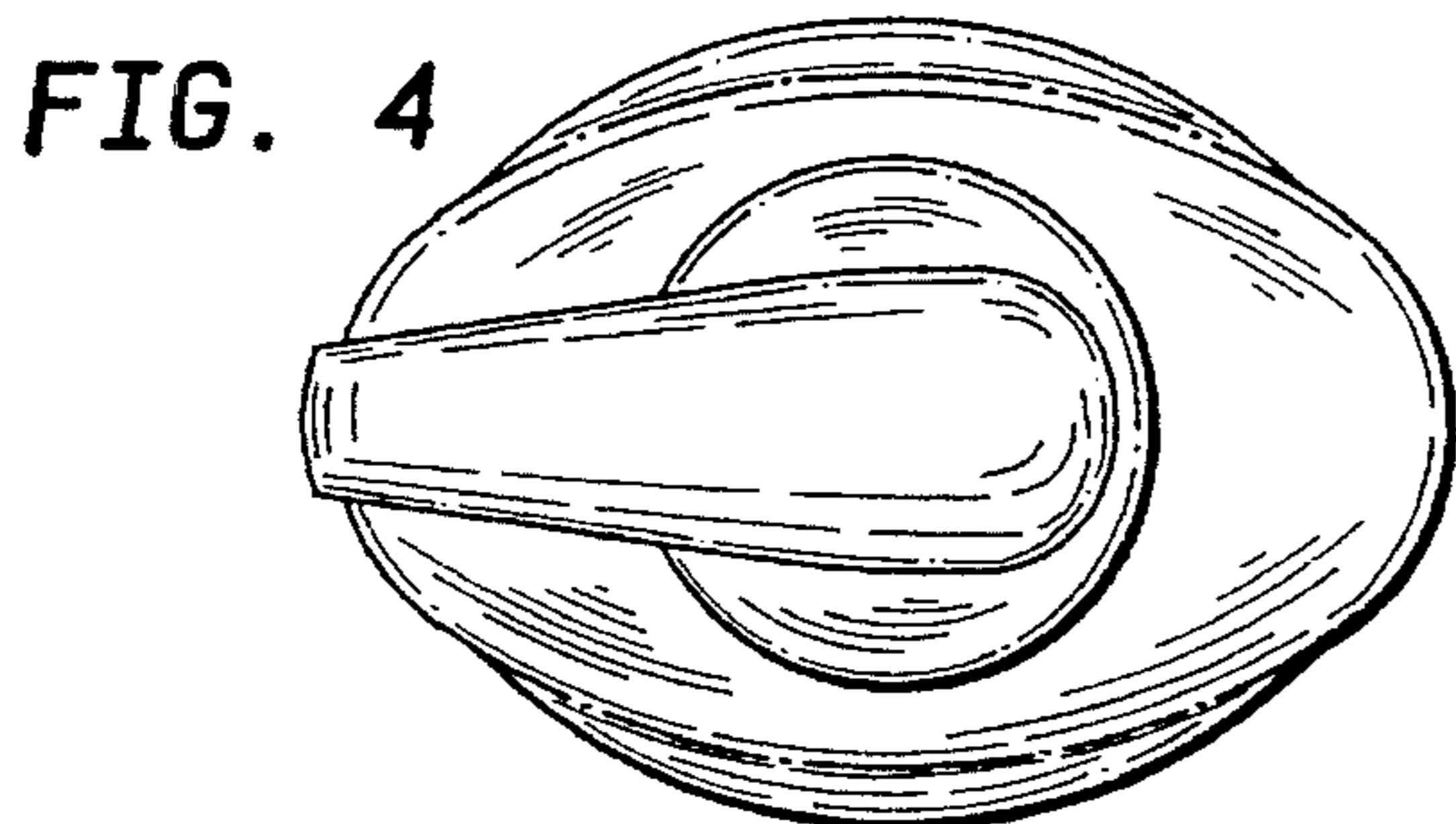


FIG. 4

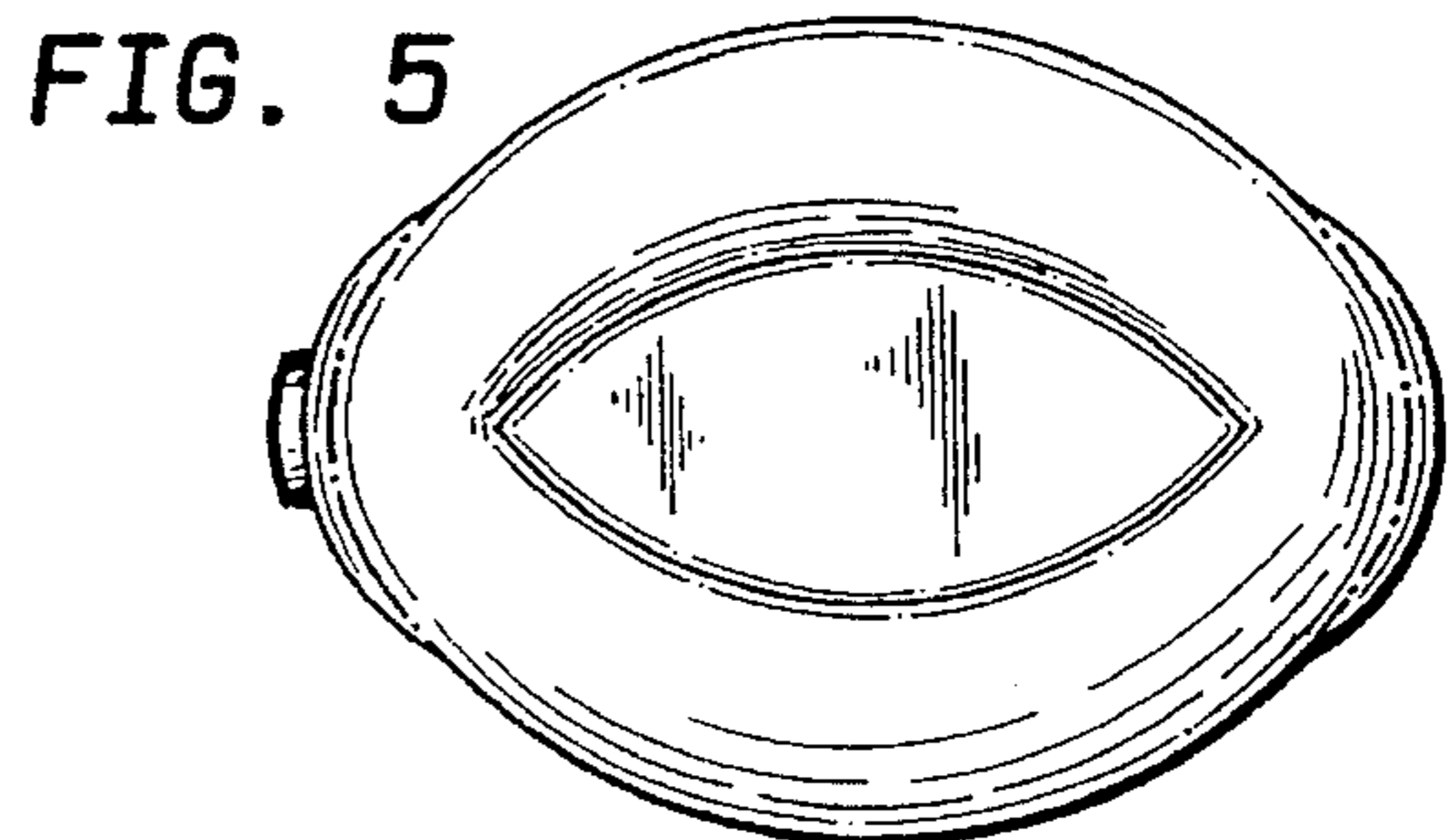


FIG. 5