



US00D370400S

United States Patent [19]
Willette

[11] **Patent Number: Des. 370,400**

[45] **Date of Patent: **Jun. 4, 1996**

[54] **DOOR KNOB**

D. 318,440 7/1991 Williams D11/133
2,451,913 10/1948 Brice D11/56

[76] Inventor: **Mary J. Willette**, 565 NW. 108th Ave.,
Beaverton, Oreg. 97006

Primary Examiner—B. J. Bullock
Attorney, Agent, or Firm—Klarquist, Sparkman, Campbell,
Leigh & Winston

[**] Term: **14 Years**

[21] Appl. No.: **38,248**

[57] **CLAIM**

[22] Filed: **May 2, 1995**

The ornamental design for a door knob, as shown and described.

[52] U.S. Cl. **D8/305; D8/307**

[58] Field of Search D8/300, 305, 307;
D11/133, 83, 56; D6/599, 601; 16/110 R,
121

DESCRIPTION

FIG. 1 is a front elevational view of the door knob of the present invention;

FIG. 2 is a top view thereof;

FIG. 3 is a left side elevation view thereof, the right side elevation view being the mirror image thereof;

FIG. 4 is a rear elevation view thereof; and,

FIG. 5 is a bottom view thereof.

[56] **References Cited**

U.S. PATENT DOCUMENTS

D. 184,621	3/1959	Heyer et al.	D8/310
D. 186,464	10/1959	Louis	D8/305
D. 227,915	7/1973	Enfield	D6/599
D. 263,813	4/1982	Buschmann	D11/56
D. 288,471	2/1987	Gladstone	D8/305

1 Claim, 1 Drawing Sheet

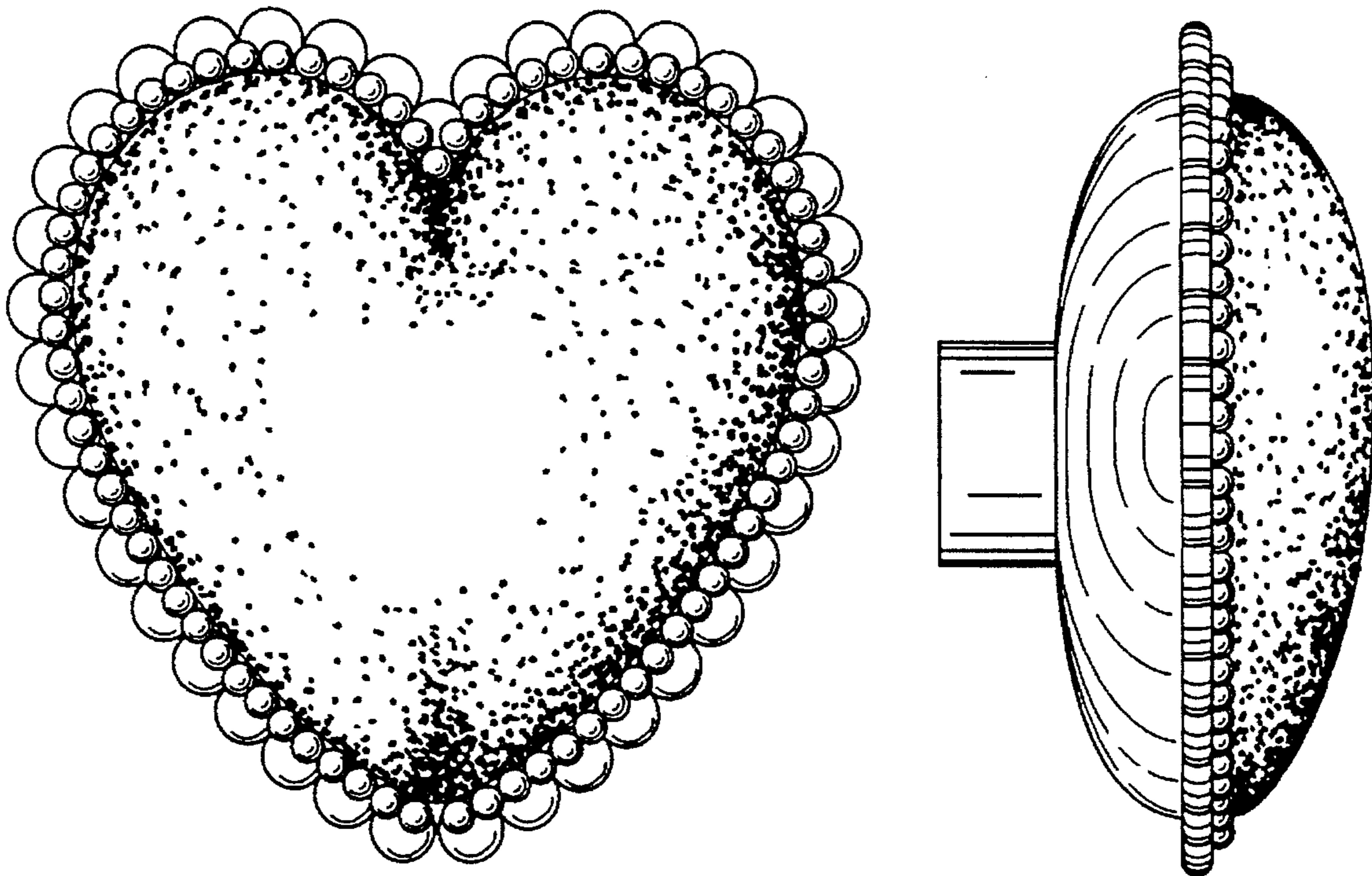


FIG. 2




FIG. 3

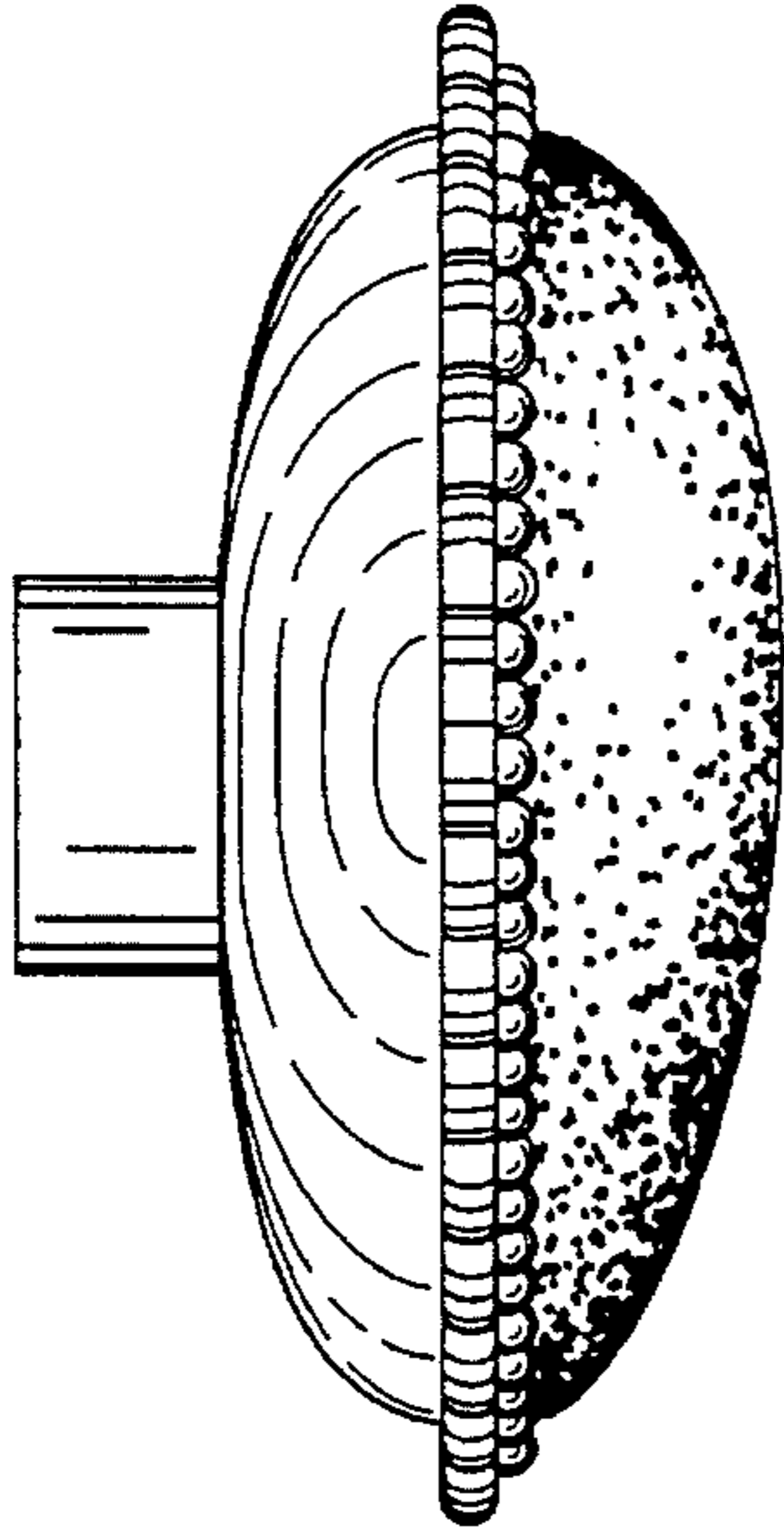


FIG. 1

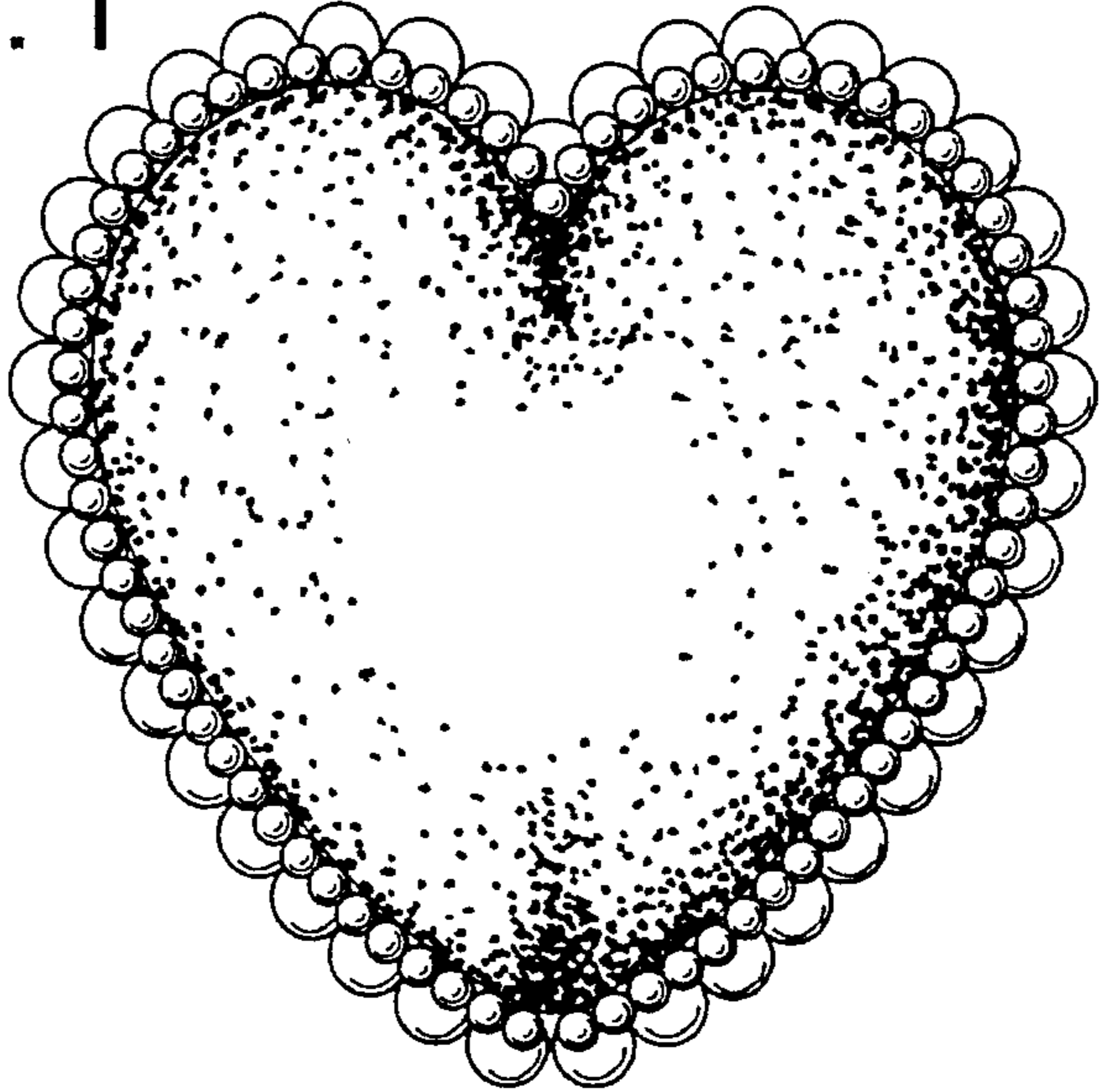


FIG. 5




FIG. 4

