



US00D370398S

United States Patent [19] Juranitch

[11] Patent Number: **Des. 370,398**

[45] Date of Patent: ****Jun. 4, 1996**

[54] **DECORATIVE AXE**

[76] Inventor: **John R. Juranitch**, P.O. Box 150, Ely, Minn. 55731

[**] Term: **14 Years**

[21] Appl. No.: **36,964**

[22] Filed: **Mar. 31, 1995**

[52] U.S. Cl. **D8/76**

[58] Field of Search D8/75, 76, 77,
D8/78; D22/117, 118; 7/145; 30/308.1,
308.2; D21/145

[56] **References Cited**

U.S. PATENT DOCUMENTS

D. 163,911	7/1951	Sutter	D8/76
D. 266,903	11/1982	Tarran	D8/76
D. 270,654	9/1983	Barrett	D8/76
D. 318,896	8/1991	Crain	D8/76
D. 329,366	9/1992	Ragoonath	D8/76
934,008	9/1909	Olson	30/308.1
1,330,213	2/1920	Munzer	30/308.1
2,053,882	9/1936	Vaughan	30/308.1

OTHER PUBLICATIONS

The Collectors Armoury Catalog, 1990-91, p. 12, Axes 7-10 at bottom of page.

Museum Replicas Catalog, 1994, pp. 37, 57, 60 Axes.

Primary Examiner—Philip S. Hyder

Attorney, Agent, or Firm—Schroeder & Siegfried

[57] **CLAIM**

The ornamental design for a decorative axe, as shown and described.

DESCRIPTION

FIG. 1 is a perspective side view of my decorative axe;

FIG. 2 is a right side elevational view thereof;

FIG. 3 is a top plan view thereof;

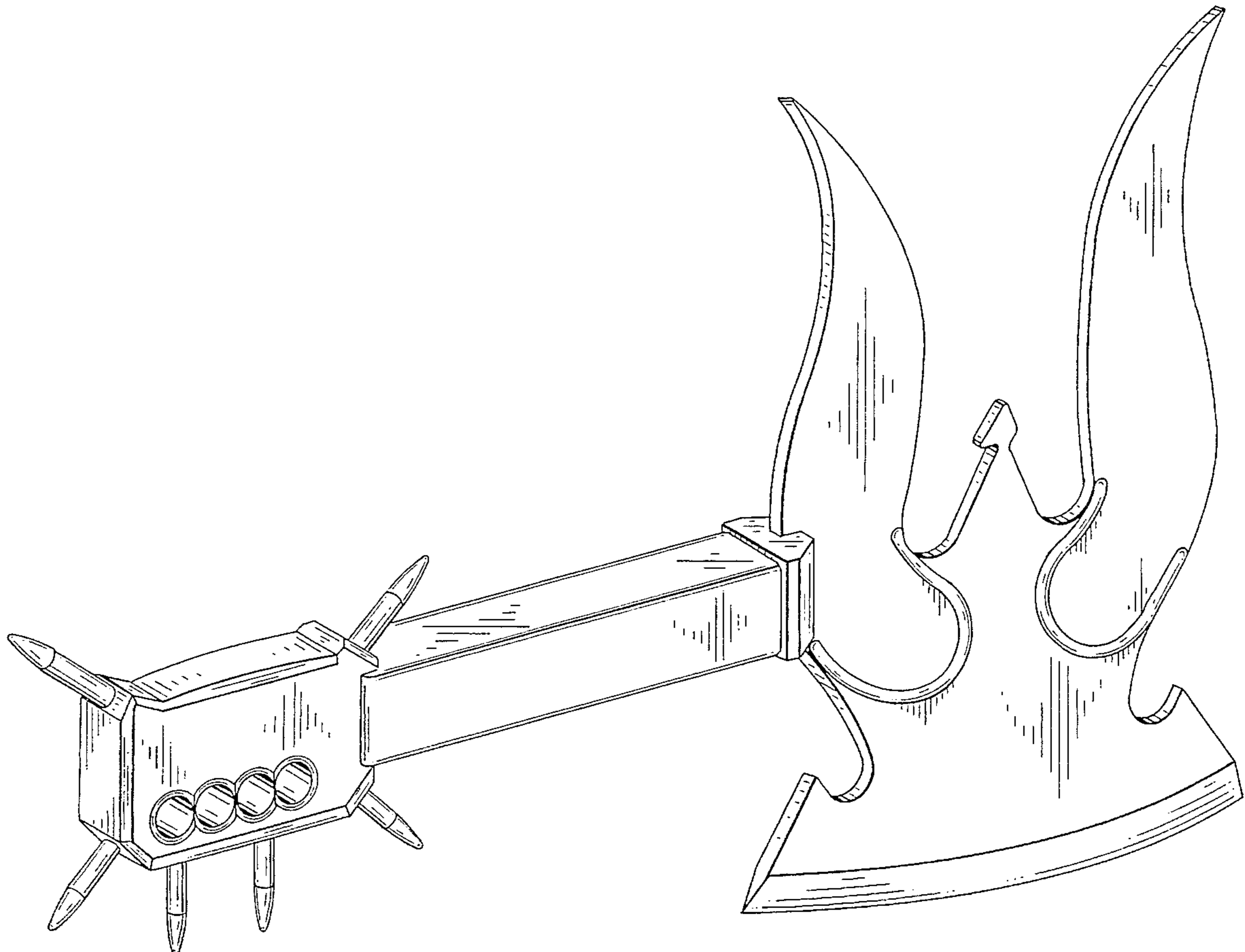
FIG. 4 is a bottom plan view thereof;

FIG. 5 is a front elevational view thereof; and,

FIG. 6 is a rear elevational view thereof.

A left side elevational view of my decorative axe is a mirror image of FIG. 2.

1 Claim, 4 Drawing Sheets



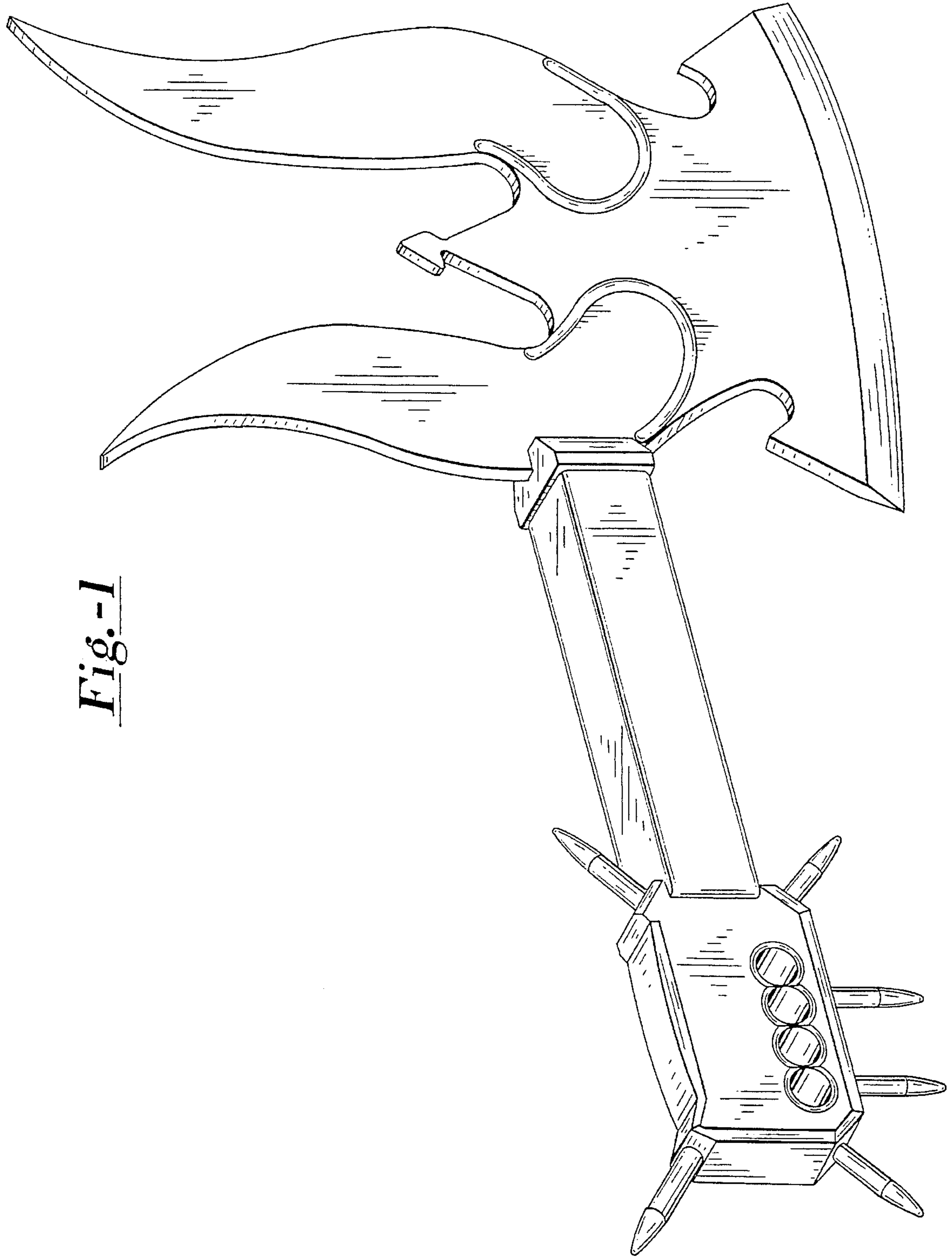


Fig.-1

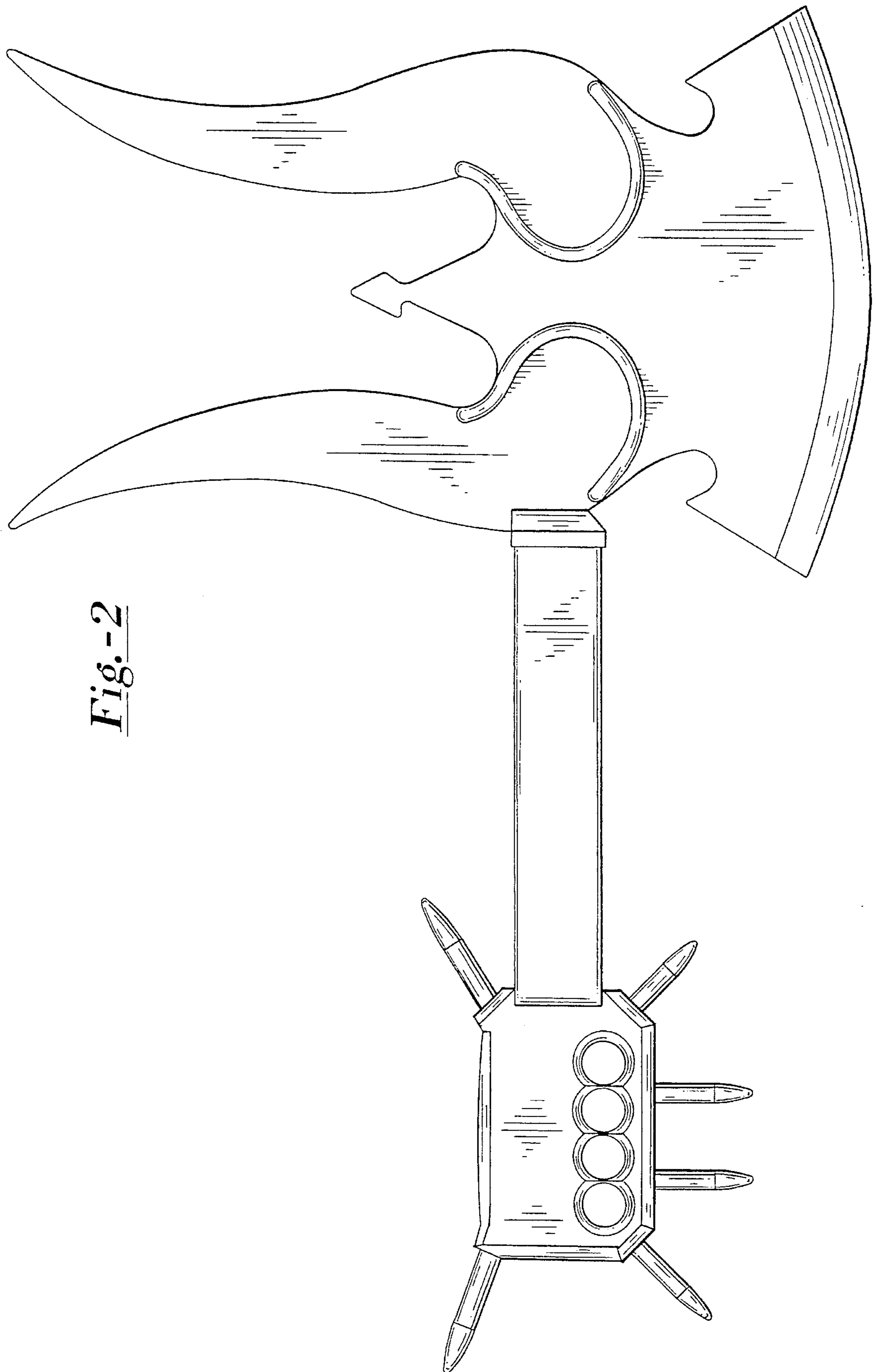


Fig.-2

Fig.-3

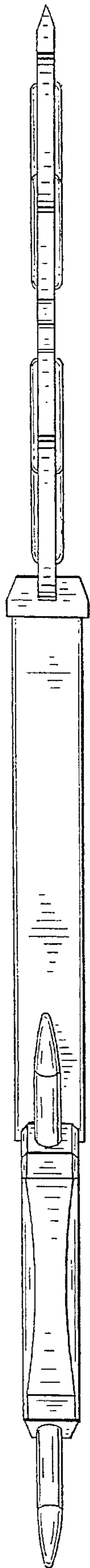


Fig.-4

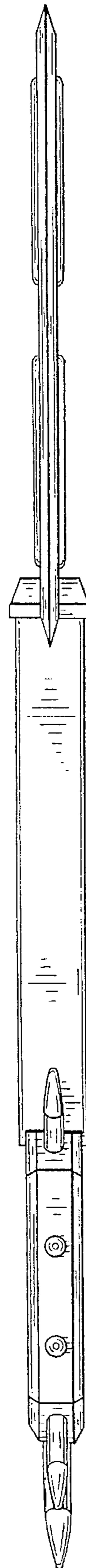


Fig.-5

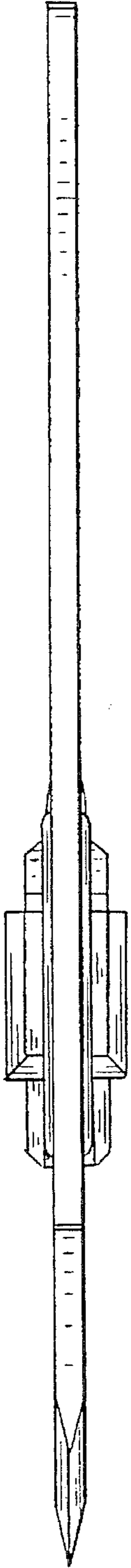


Fig.-6

