



US00D370390S

# United States Patent [19]

[11] Patent Number: **Des. 370,390**

**Chudgar**

[45] Date of Patent: **\*\*Jun. 4, 1996**

[54] **FOOD SERVER**

[76] Inventor: **Kiran J. Chudgar**, 911 Oxmoor Pkwy.,  
Louisville, Ky. 40223

[\*\*] Term: **14 Years**

855,565	6/1907	Greenhouse .....	D7/552 X
1,469,596	10/1923	Hoodwin .....	D7/554 X
2,700,284	1/1955	Lyon, Jr. ....	D7/555 X
3,162,344	12/1964	Sabol .....	D7/553 X
4,991,713	2/1991	Phillips .....	220/23.8 X

### FOREIGN PATENT DOCUMENTS

[21] Appl. No.: **34,574**

0354153	9/1905	France .....	220/575
0012240	of 1902	United Kingdom .....	220/575
0029157	of 1905	United Kingdom .....	220/575

[22] Filed: **Feb. 8, 1995**

[52] U.S. Cl. .... **D7/555; D7/553**

[58] Field of Search ..... D7/500, 550, 551,  
D7/505, 507, 543, 544, 545, 546, 548,  
549, 552, 553, 554, 555, 556, 558, 557;  
220/606, 608, 23.8, 23.83, 556, 557, 575

Primary Examiner—M. N. Pandozzi

Attorney, Agent, or Firm—Gipple and Hale; John S. Hale

### [57] CLAIM

The ornamental design for a food server, as shown and described.

### [56] References Cited


#### U.S. PATENT DOCUMENTS

28,693	6/1860	Shirley .....	D7/555 X
D. 221,883	9/1971	Cash .....	D7/553
D. 225,364	12/1972	Antoni .....	D7/552
D. 252,066	6/1979	Jeambey .....	D7/557 X
D. 320,909	10/1991	Szablak et al. ....	D7/550 X
D. 352,204	11/1994	Hayes et al. ....	D7/555 X


### DESCRIPTION

FIG. 1 is a top plan view of the food server;  
FIG. 2 is a side elevation view of the food server; and,  
FIG. 3 is a bottom plan view of the food server.


**1 Claim, 2 Drawing Sheets**



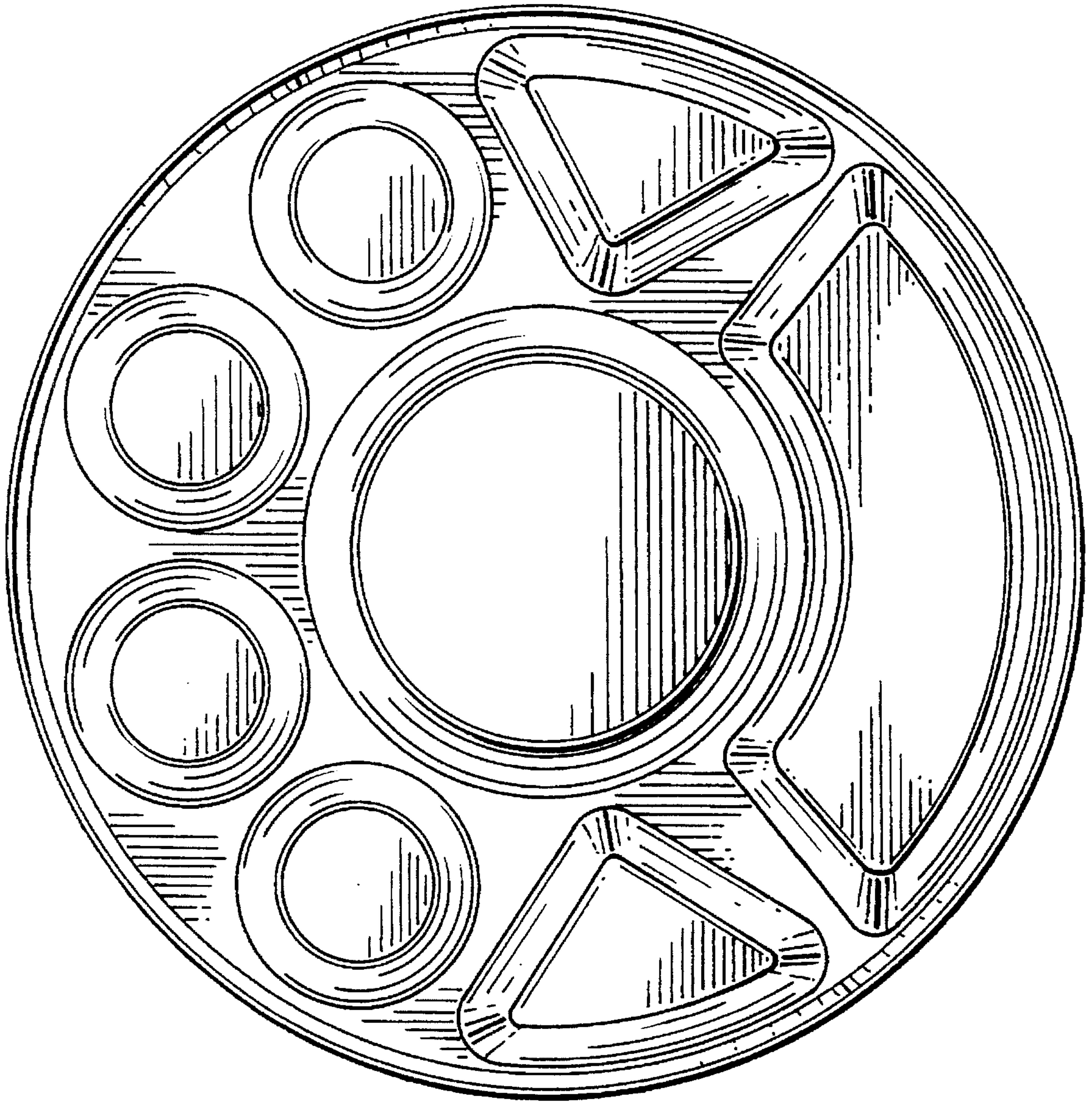
*Fig. 1*



*Fig. 2*







*Fig. 3*