



US00D370386S

United States Patent [19]
Pallesen

[11] **Patent Number: Des. 370,386**

[45] **Date of Patent: **Jun. 4, 1996**

[54] **COMBINED BOTTLE TAG AND
DETACHABLE POURING SPOUT**

2,132,236 10/1938 Green 40/310
3,799,600 3/1974 Chappell D7/387 X

[76] Inventor: **Jens Pallesen**, 9852 Katella #106,
Anaheim, Calif. 92802

FOREIGN PATENT DOCUMENTS

101994 9/1937 Australia 40/310
2227591 8/1990 United Kingdom 40/310

[**] Term: **14 Years**

Primary Examiner—Alan P. Douglas
Assistant Examiner—M. N. Pandozzi
Attorney, Agent, or Firm—Patent Law and Venture Group;
Gene Scott

[21] Appl. No.: **19,124**

[22] Filed: **Feb. 23, 1994**

[52] U.S. Cl. **D7/398**; D9/435; D9/436;
D20/22; D20/40

[57] **CLAIM**

[58] **Field of Search** D7/398, 387, 213;
D20/22, 23, 27, 28, 29, 40; D9/435, 436;
40/310

The ornamental design for a combined bottle tag and detach-
able pouring spout, as shown and described.

DESCRIPTION

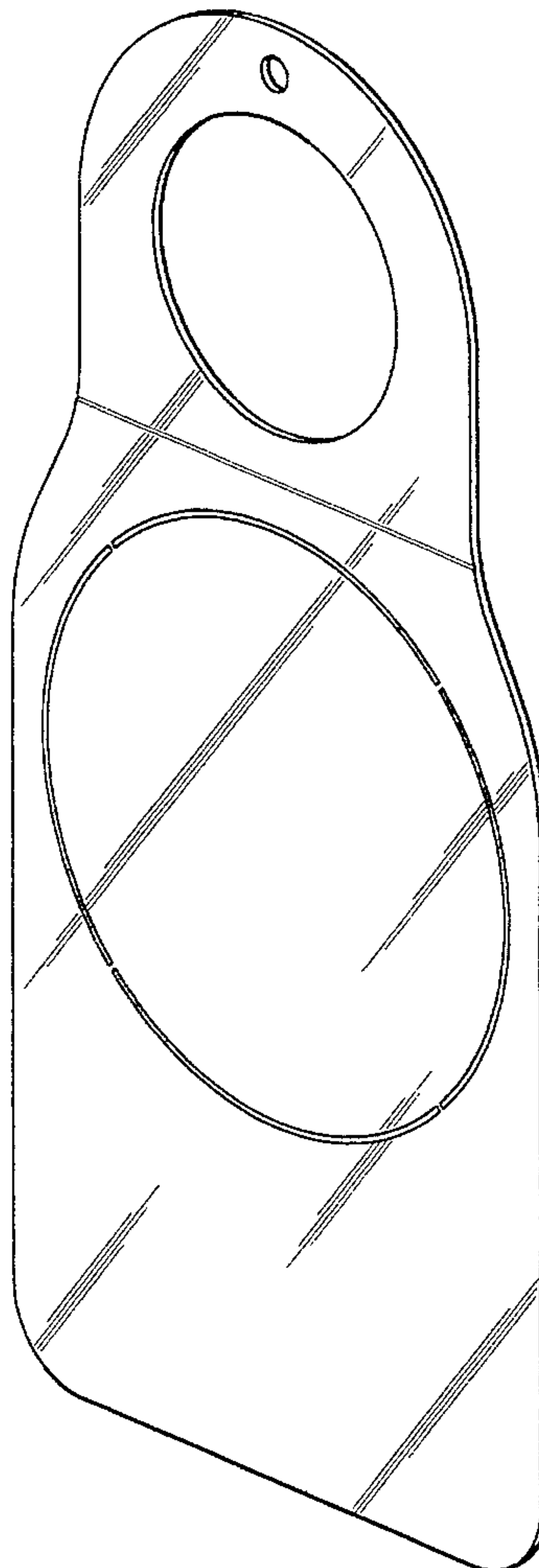
[56] **References Cited**

U.S. PATENT DOCUMENTS

D. 68,845	11/1925	Barry	D20/22
D. 92,405	6/1934	Klebanow	D20/28
D. 254,226	1/1980	Morse	D20/27 X
275,432	4/1883	Stanly	40/310
D. 279,692	7/1985	Silkebakken et al.	D20/27
D. 280,646	9/1985	Howard et al.	D20/40
D. 299,038	12/1988	Van Amelsfort	D20/27
1,350,890	8/1920	Tanzey	D20/72 X
1,536,445	5/1925	Maupai	40/310

FIG. 1 is a perspective view of a combined bottle tag and
detachable pouring spout showing my new design;
FIG. 2 is a perspective view thereof in an alternate position;
FIG. 3 is a front elevational view thereof, the rear elevational
view being a mirror image thereof;
FIG. 4 is a right side elevational view thereof; the left side
elevational view being a mirror image thereof;
FIG. 5 is a top plan view thereof; and,
FIG. 6 is a bottom plan view thereof.

1 Claim, 2 Drawing Sheets



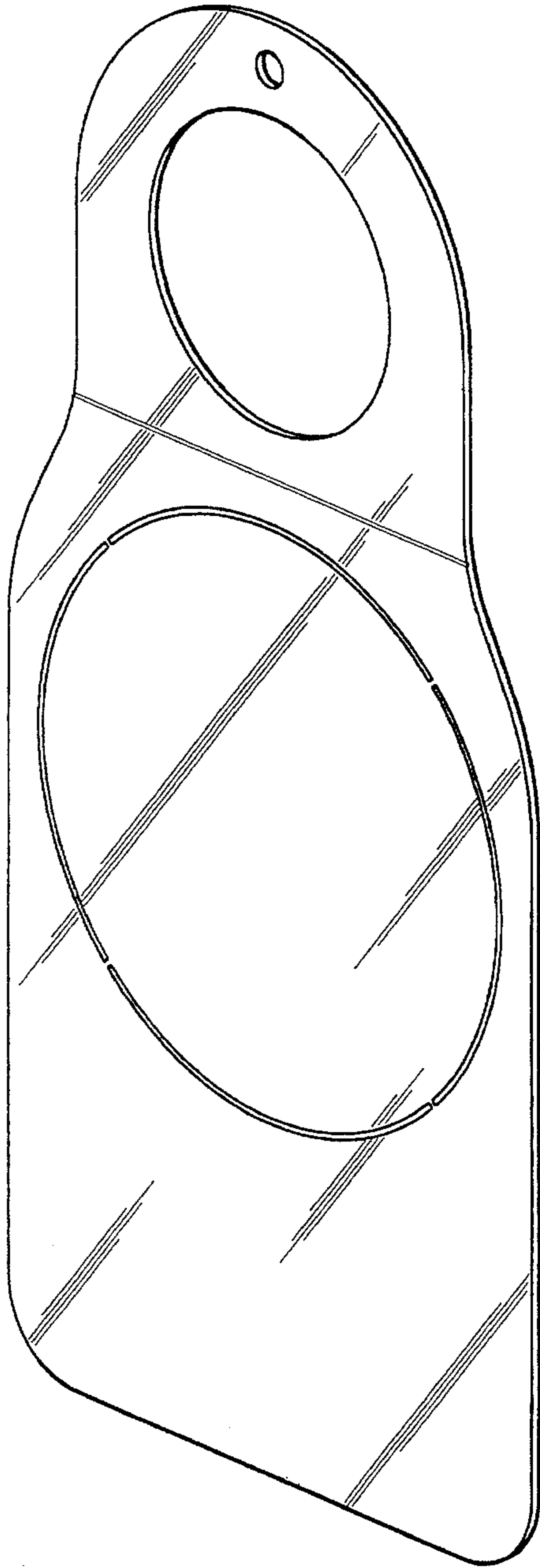


FIG. 1

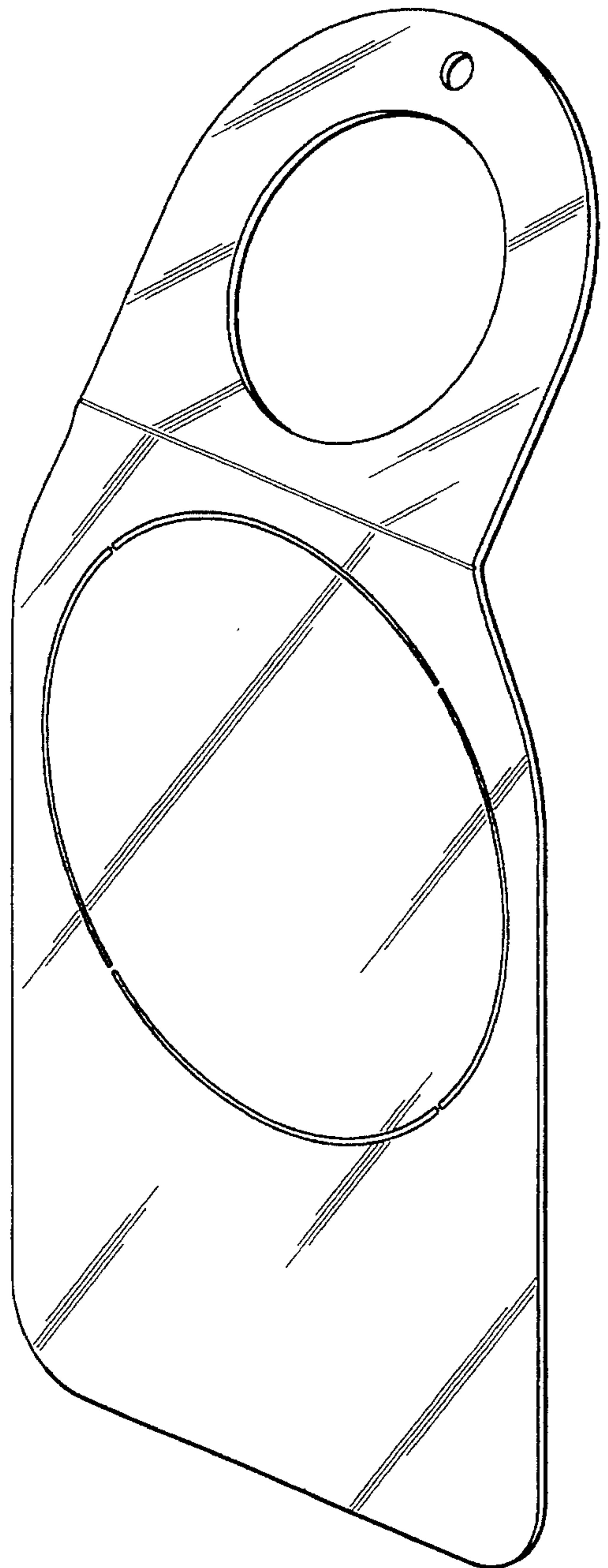


FIG. 2

FIG. 5

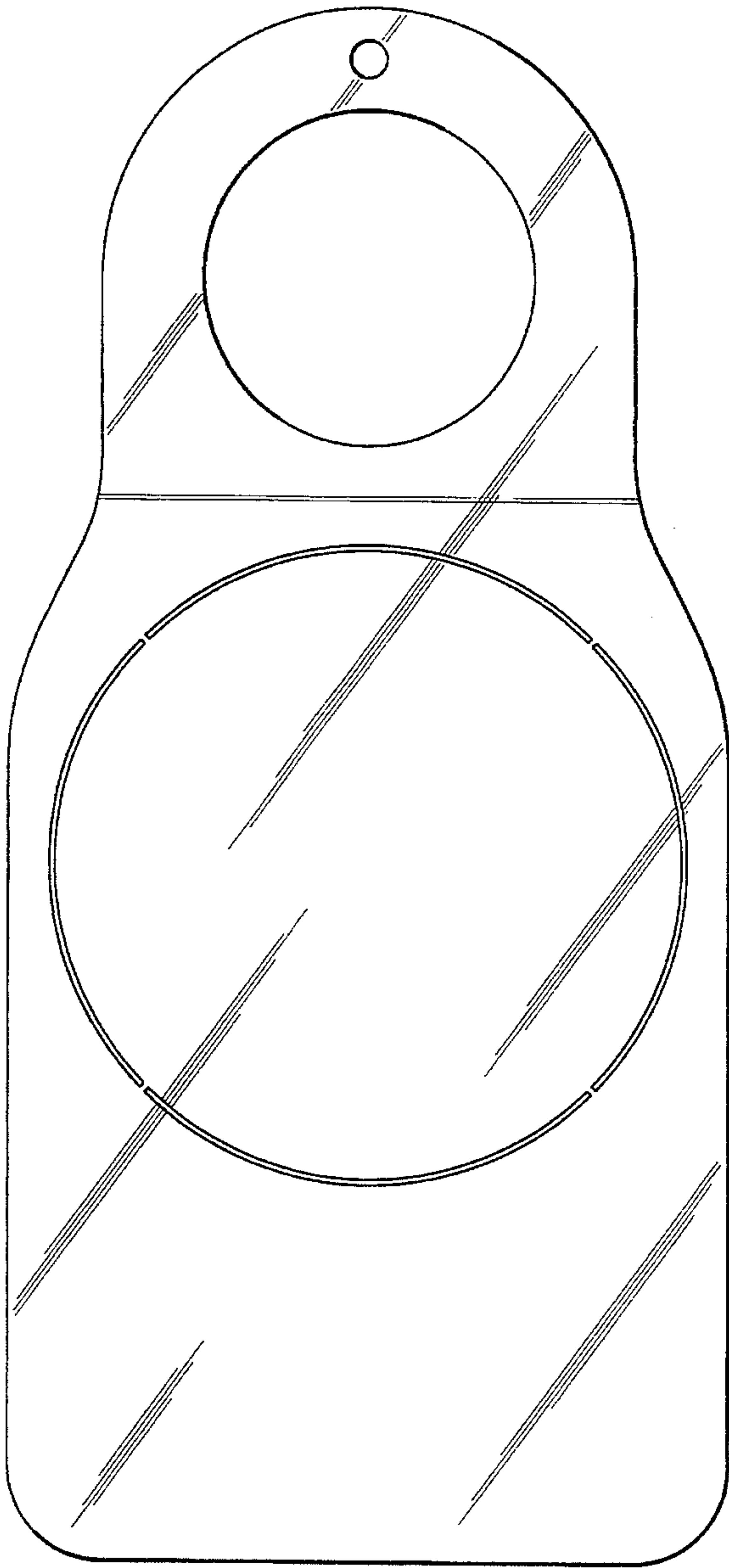


FIG. 3



FIG. 4

FIG. 6