



US00D370377S

United States Patent [19]
Hsu

[11] **Patent Number: Des. 370,377**
[45] **Date of Patent: **Jun. 4, 1996**

[54] **CD RACK**
[75] Inventor: **Jessica Hsu, Hsien See Hsiang, Taiwan**
[73] Assignee: **King's Mark Enterprise Co., Ltd.,
Chan Hua Hsien, Taiwan**
[**] Term: **14 Years**

D. 359,872 7/1995 Dardashti D6/629
D. 361,012 8/1995 Dardashti D6/629
D. 361,464 8/1995 Dardashti D6/629
D. 361,917 9/1995 Dardashti D6/629

Primary Examiner—Nelson C. Holtje
Assistant Examiner—S. Snapp
Attorney, Agent, or Firm—Pro-Techtor International

[21] Appl. No.: **40,207**
[22] Filed: **Jun. 13, 1995**

[57] **CLAIM**
The ornamental design for CD rack, as shown and described.

[52] **U.S. Cl.** **D6/629; D6/407**
[58] **Field of Search** **D6/626-635, 407;**
211/40, 41, 42; 312/9.1; 206/387, 308.1,
307.1, 308.3, 312, 313, 315.9, 387.1, 387.14,
387.15; 369/272, 273; D19/8, 27, 75, 76,
91


DESCRIPTION

FIG. 1 is a perspective view of CD rack showing my new design;
FIG. 2 is a front elevational view thereof;
FIG. 3 is a rear elevational view thereof;
FIG. 4 is a left elevational view thereof;
FIG. 5 is a right elevational view thereof;
FIG. 6 is a top plan view thereof;
FIG. 7 is a bottom plan view thereof; and,
FIG. 8 is a perspective view thereof.

[56] **References Cited**
U.S. PATENT DOCUMENTS

D. 359,647 6/1995 Dardashti D6/629
D. 359,648 6/1995 Hwang D6/629

1 Claim, 6 Drawing Sheets






FIG. 1




FIG. 3




FIG. 2

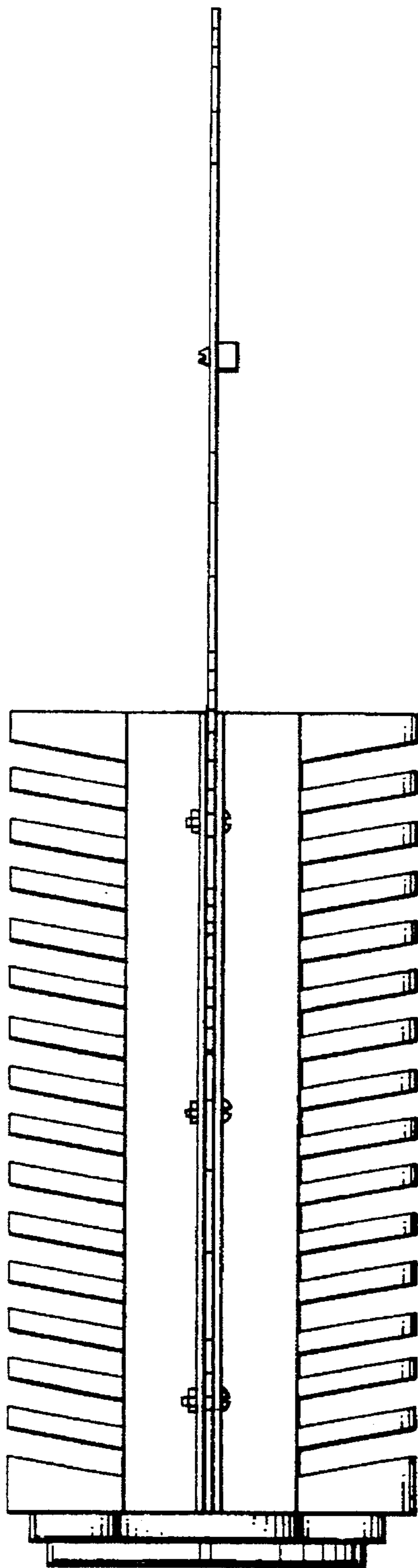


FIG. 4

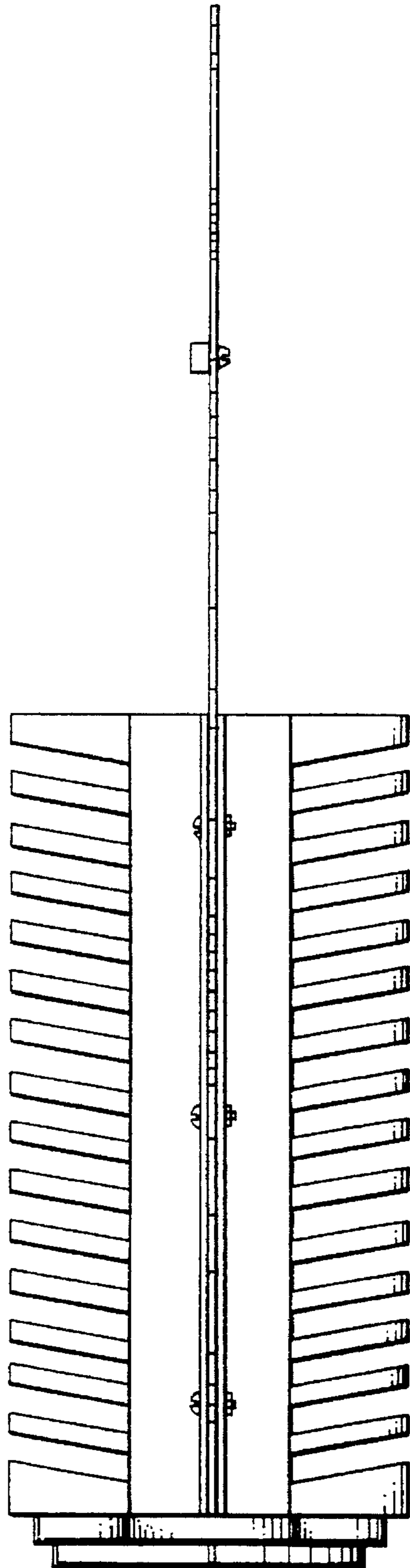


FIG. 5

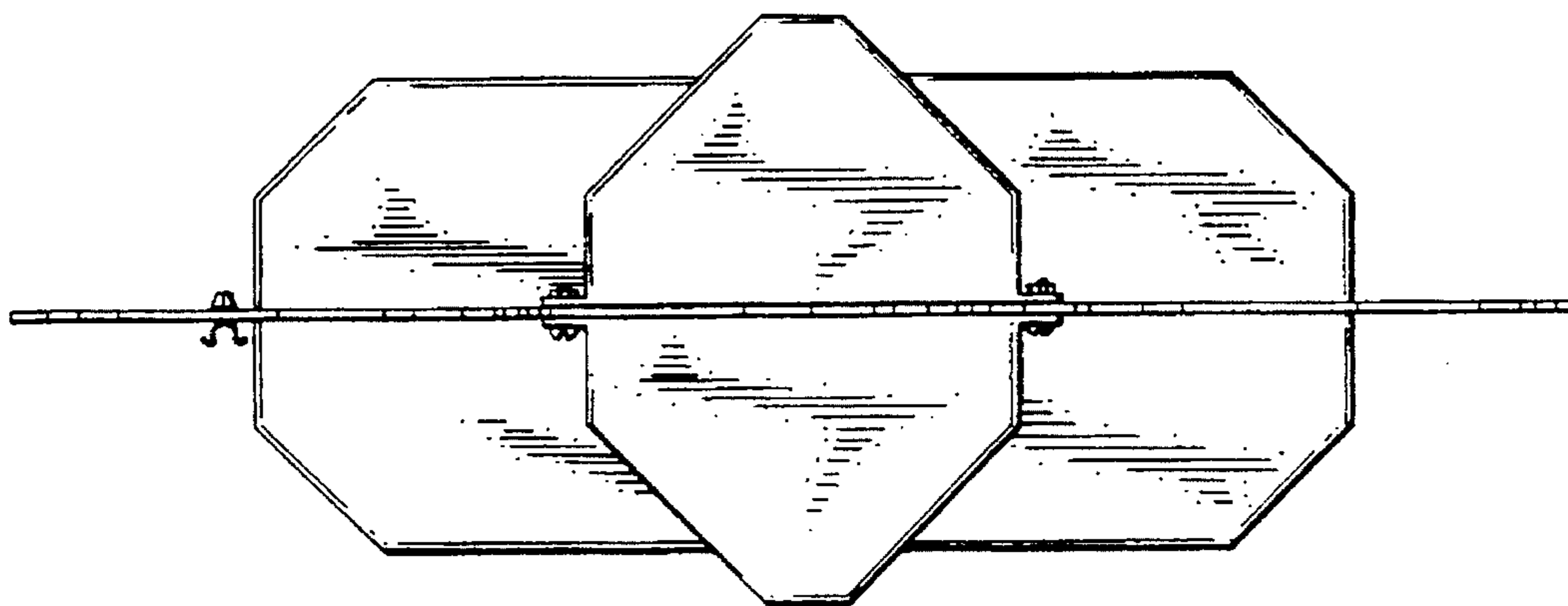


FIG. 6

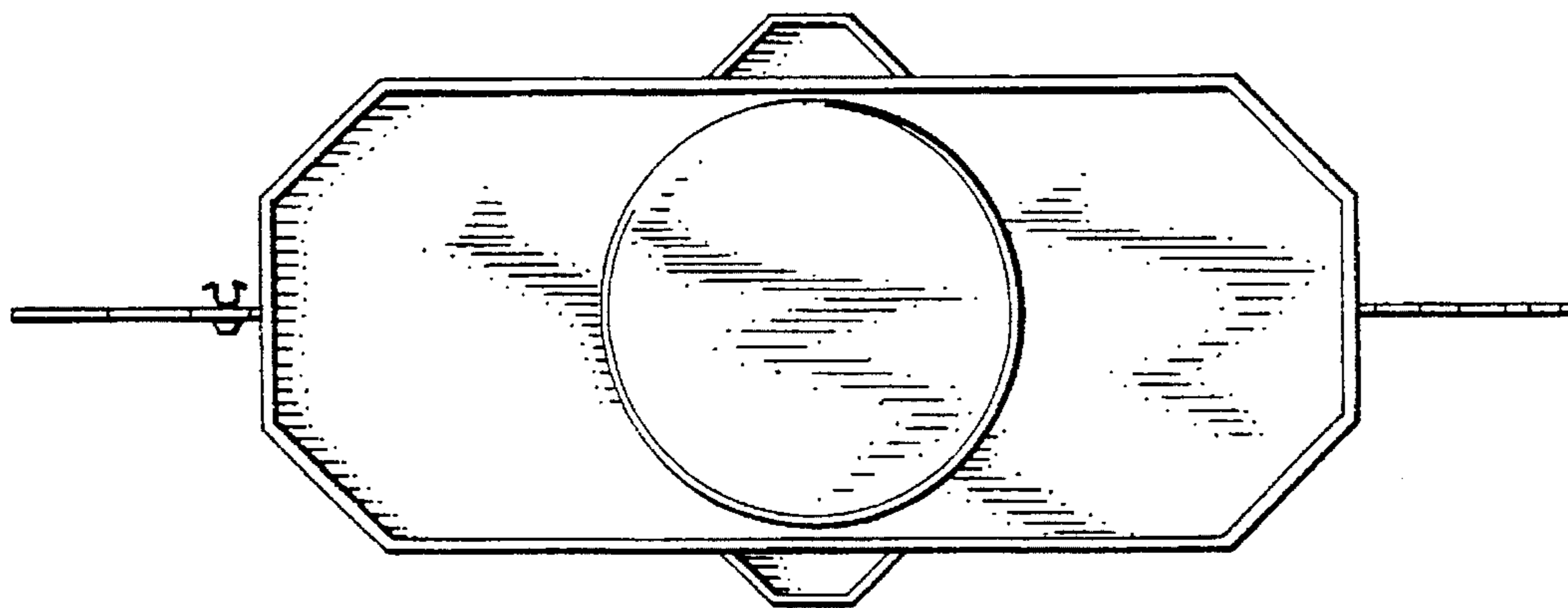


FIG. 7




FIG. 8