



US00D370343S

United States Patent [19]
Kraner

[11] **Patent Number: Des. 370,343**

[45] **Date of Patent: **Jun. 4, 1996**

[54] **STORAGE CONTAINER**

[75] Inventor: **William C. Kraner**, Newark, Ohio

[73] Assignee: **Maidware Products Inc.**, Newark, Ohio

[**] Term: **14 Years**

[21] Appl. No.: **29,079**

[22] Filed: **Sep. 29, 1994**

[52] U.S. Cl. **D3/271; D9/322; D21/114**

[58] **Field of Search** **D3/271, 238, 272, D3/273; D25/17, 22; D21/114; D9/322; D7/710; 206/457**

[56] **References Cited**

U.S. PATENT DOCUMENTS

| | | | | |
|------------|--------|-----------|-------|---------|
| D. 77,857 | 2/1929 | Petersen | | D25/22 |
| D. 164,224 | 8/1951 | DiCamillo | | D25/17 |
| D. 177,917 | 6/1956 | Luft | | D3/271 |
| D. 230,661 | 3/1974 | Andrews | | D3/238 |
| D. 293,925 | 1/1988 | Roy | | D21/114 |
| D. 302,836 | 8/1989 | Roy | | D21/114 |

D. 308,124 5/1990 Janzer D21/114
D. 335,904 5/1993 Krebs D21/114

Primary Examiner—Philip S. Hyder
Attorney, Agent, or Firm—Francis T. Kremblas, Jr.

[57] **CLAIM**

The ornamental design for a storage container, as shown and described.

DESCRIPTION

FIG. 1 is a front elevational view of the storage container showing my new design;

FIG. 2 is a top plan view of the storage container shown in FIG. 1;

FIG. 3 is a rear elevational view of the storage container shown in FIG. 1;

FIG. 4 is a right side elevational view of the storage container shown in FIG. 1, the left side elevational view being a mirror image thereof; and,

FIG. 5 is a perspective view thereof.

The bottom of the storage container is plain and unornamented.

1 Claim, 3 Drawing Sheets






FIG. 1

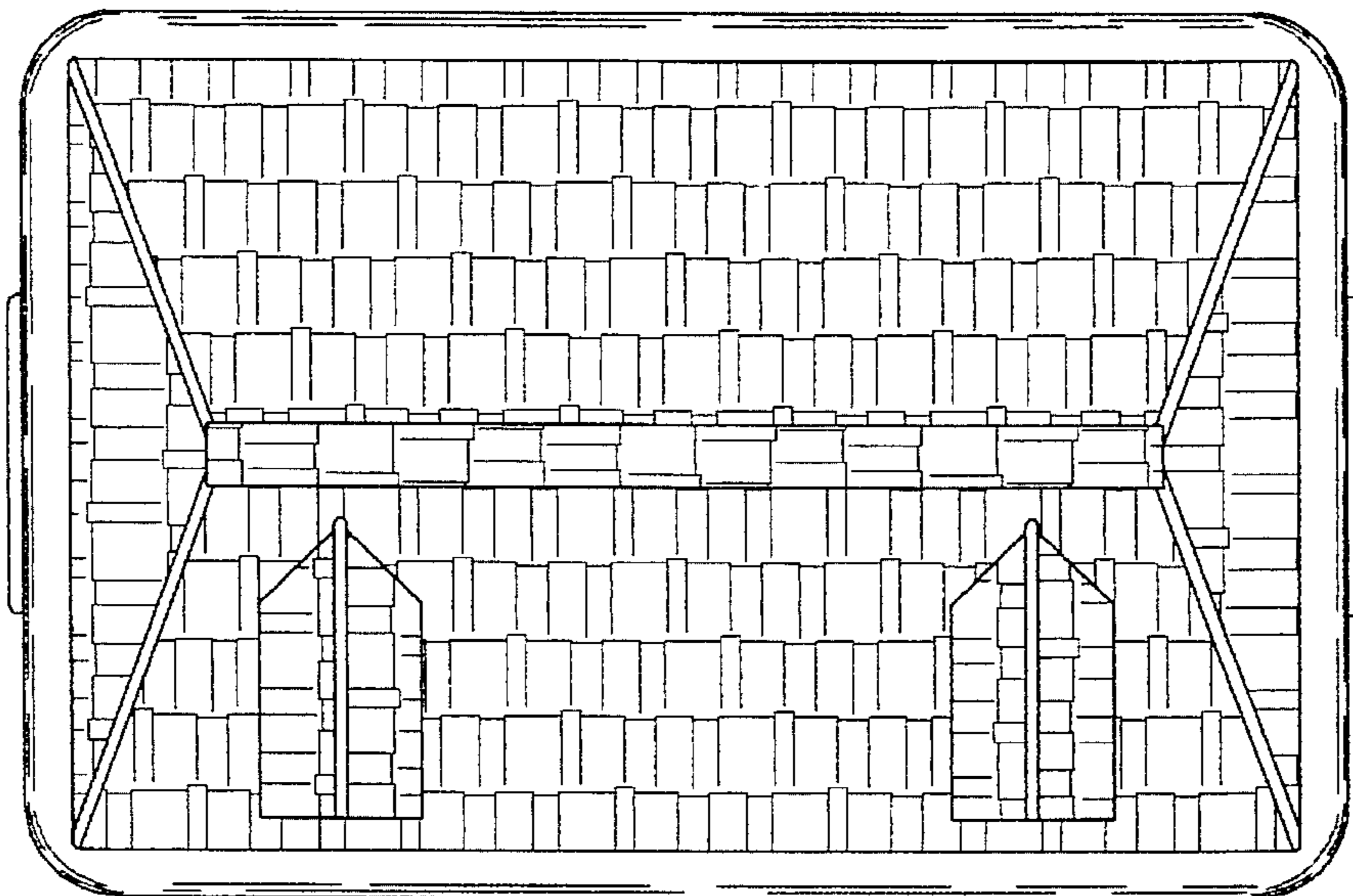


FIG. 2

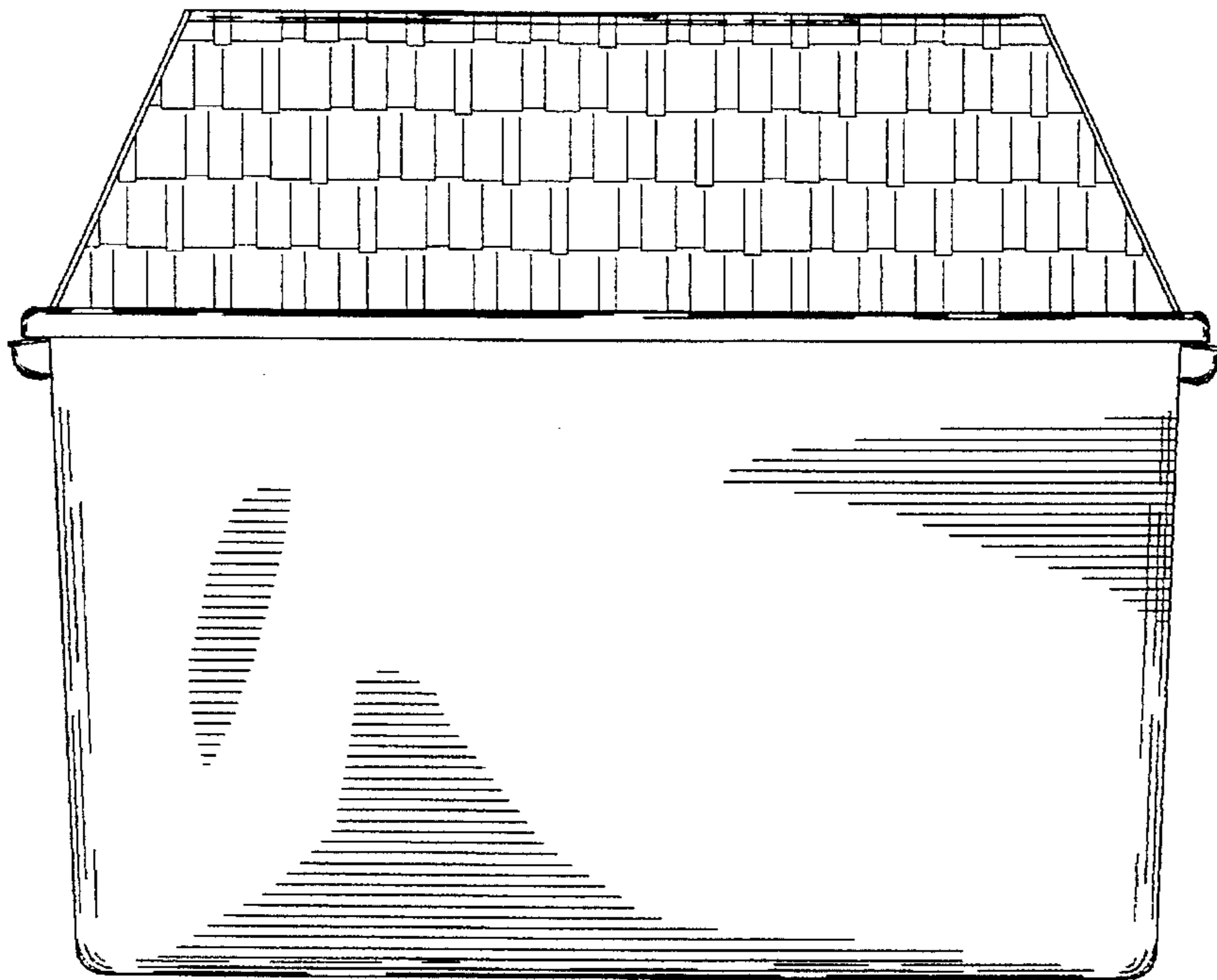


FIG. 3




FIG. 4

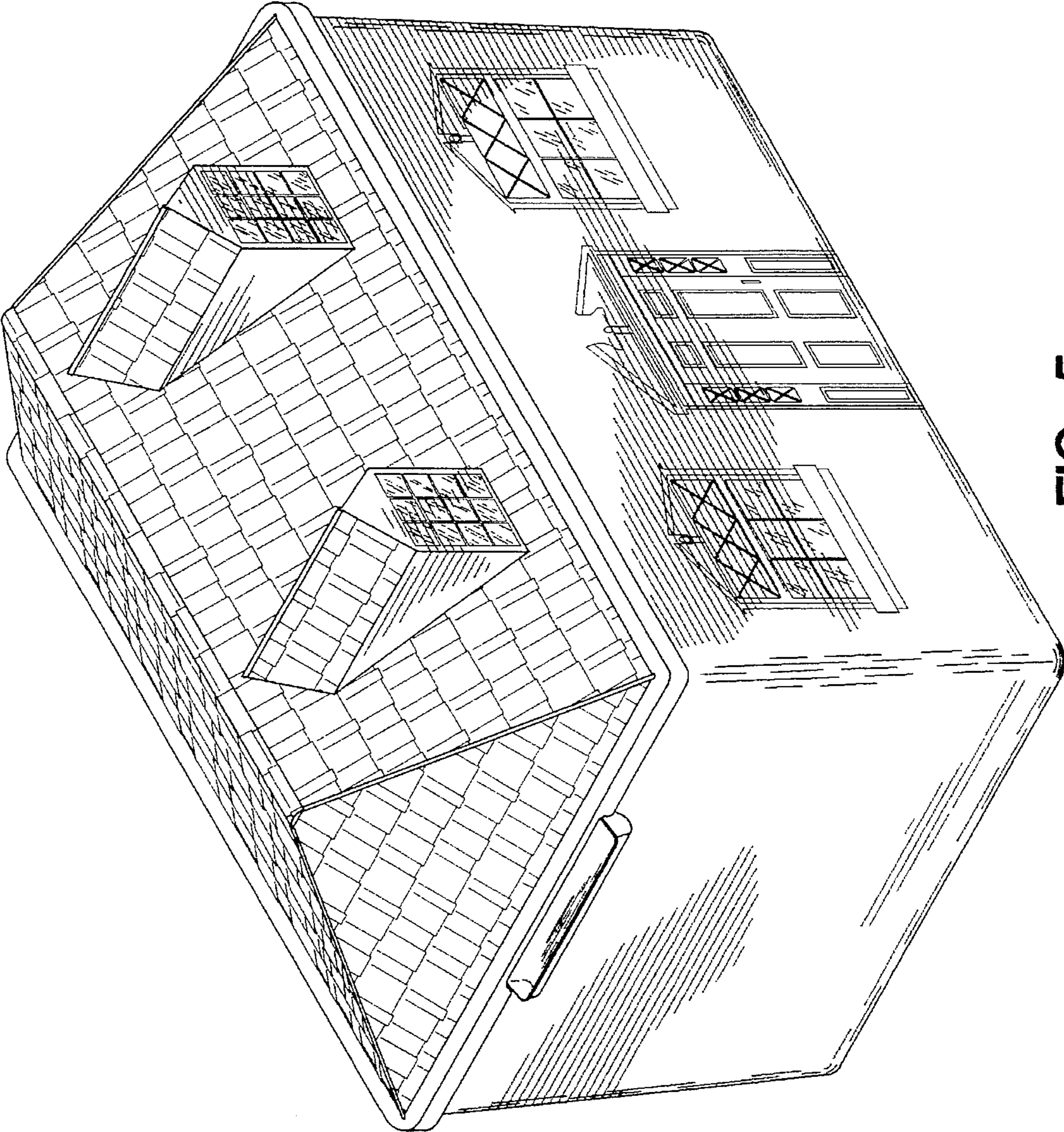


FIG. 5