



US00D370339S

# United States Patent [19] Pinchuk

[11] **Patent Number:** **Des. 370,339**  
[45] **Date of Patent:** **\*\*Jun. 4, 1996**

[54] **COMBINED KEY CHAIN AND RECORDER**

[75] Inventor: **Rene C. Pinchuk**, Kensington, Calif.

[73] Assignee: **Sharper Image Corporation**, San Francisco, Calif.

[\*\*] Term: **14 Years**

[21] Appl. No.: **35,932**

[22] Filed: **Mar. 9, 1995**

[52] U.S. Cl. .... **D3/208**; D14/154; D14/167

[58] Field of Search ..... D3/207-212; D14/167-168, D14/120, 114, 124, 194, 188; 446/26

[56] **References Cited**

**U.S. PATENT DOCUMENTS**

D. 263,300	3/1982	Waagen .....	D14/154
D. 292,288	10/1987	Schwartz .....	D3/208
D. 308,292	6/1990	Lui .....	D3/207
D. 308,759	6/1990	Lui .....	D3/209
D. 317,158	5/1991	Wingate .....	D14/167
D. 320,793	10/1991	Wingate .....	D14/167
D. 329,201	9/1992	Barat .....	D3/208
D. 361,766	8/1995	Mackay .....	D14/167
3,091,668	5/1963	Trost .....	D14/154

**OTHER PUBLICATIONS**

Sharper Image® Voice Organizer, *The Sharper Image Catalog*, p. 87 (Apr. 1995).

Voice It™ Memo Pad, *The Sharper Image Catalog*, p. 101 (Apr. 1995).

Flashback™ Digital Recorder, *The Sharper Image Catalog*, p. 130 (Apr. 1995).

Sharper Image® Titanium Key Chain, *The Sharper Image Catalog*, p. 106 (Apr. 1995).

Yak Bak™ Recoding Device, YES! Entertainment Corporation (1994).

*Primary Examiner*—Ralf Seifert

*Attorney, Agent, or Firm*—Flehr, Hohbach, Test, Albritton & Herbert

[57] **CLAIM**

The ornamental design for a combined key chain and recorder, as shown and described.

**DESCRIPTION**

FIG. 1 is a top perspective view of a combined key chain and recorder showing our new design;

FIG. 2 is a top plan view thereof;

FIG. 3 is a bottom plan view thereof;

FIG. 4 a side elevation view of one side thereof;

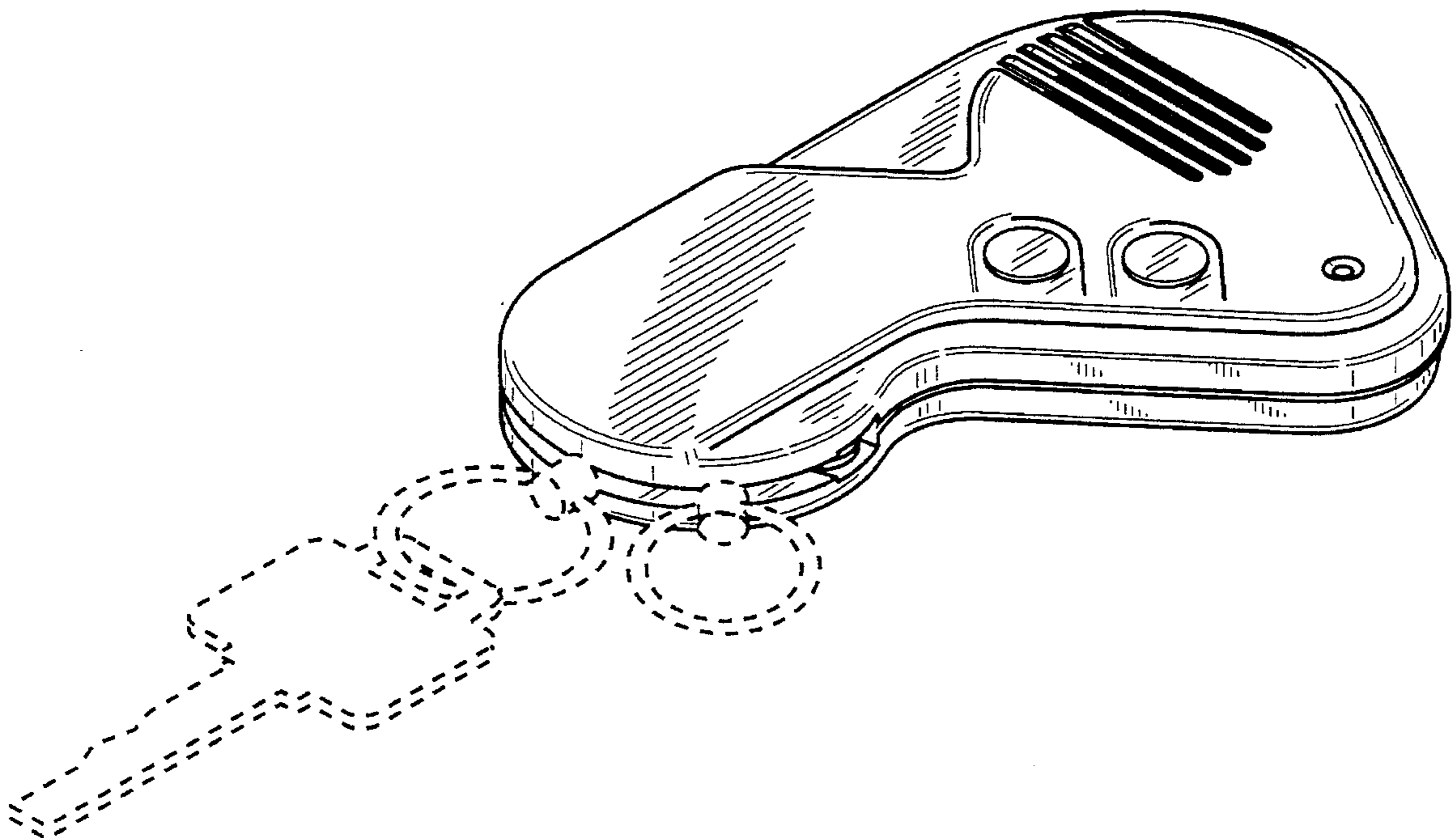
FIG. 5 is a side elevation view thereof of the side opposite to FIG. 4;

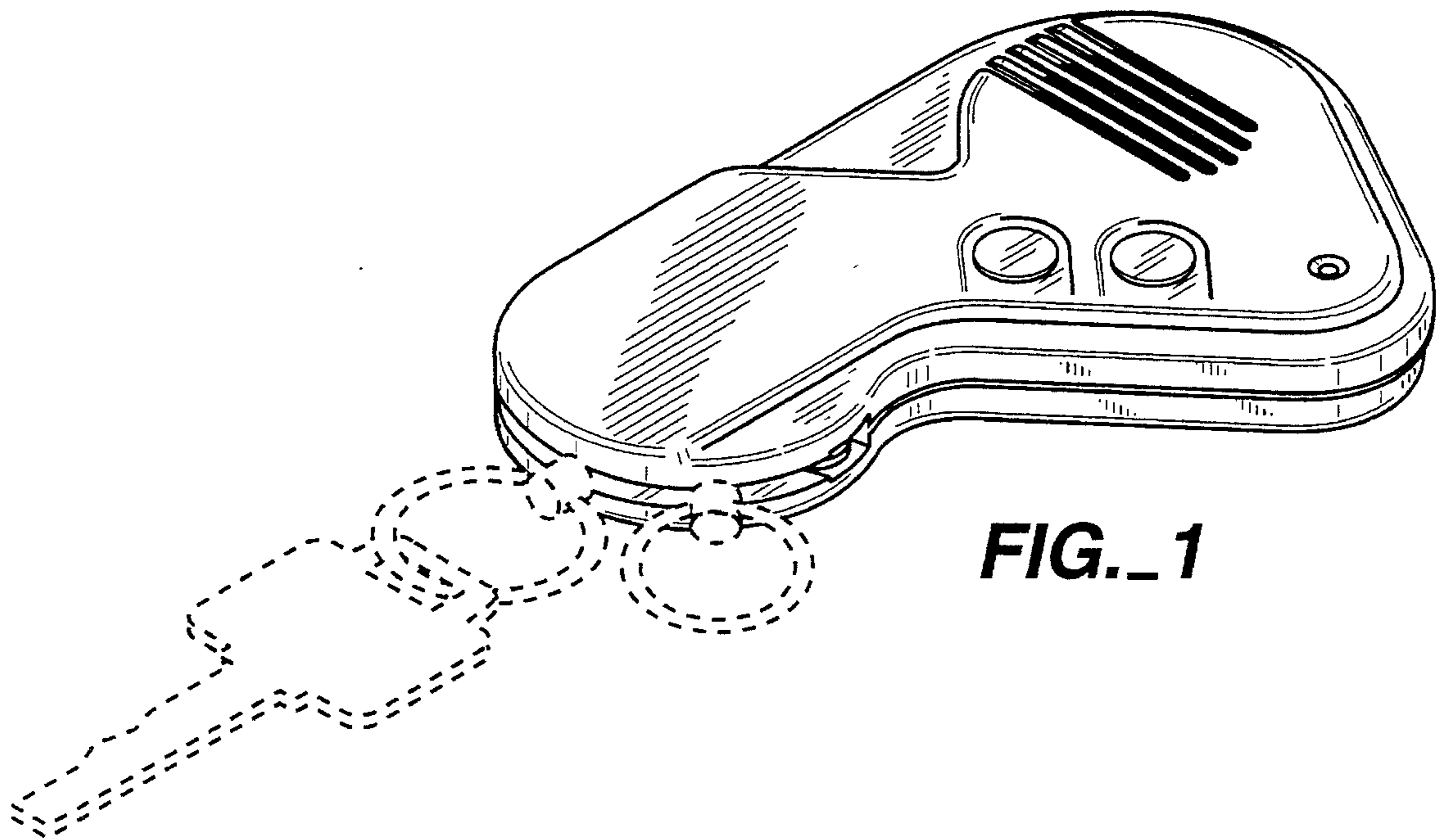
FIG. 6 is a front elevation view thereof; and,

FIG. 7 is a rear elevation view thereof.

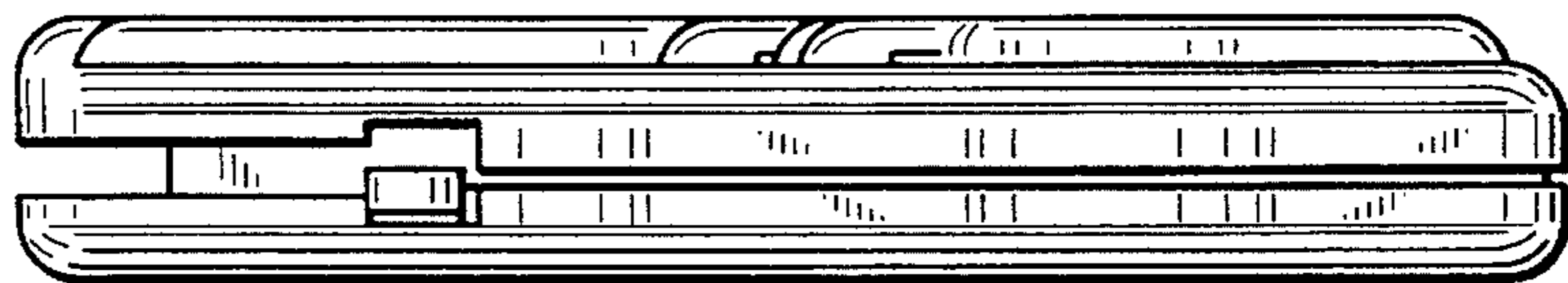
The broken line showing of key rings and a key in FIG. 1 is for illustrative purposes only and forms no part of the claimed design.

**1 Claim, 2 Drawing Sheets**






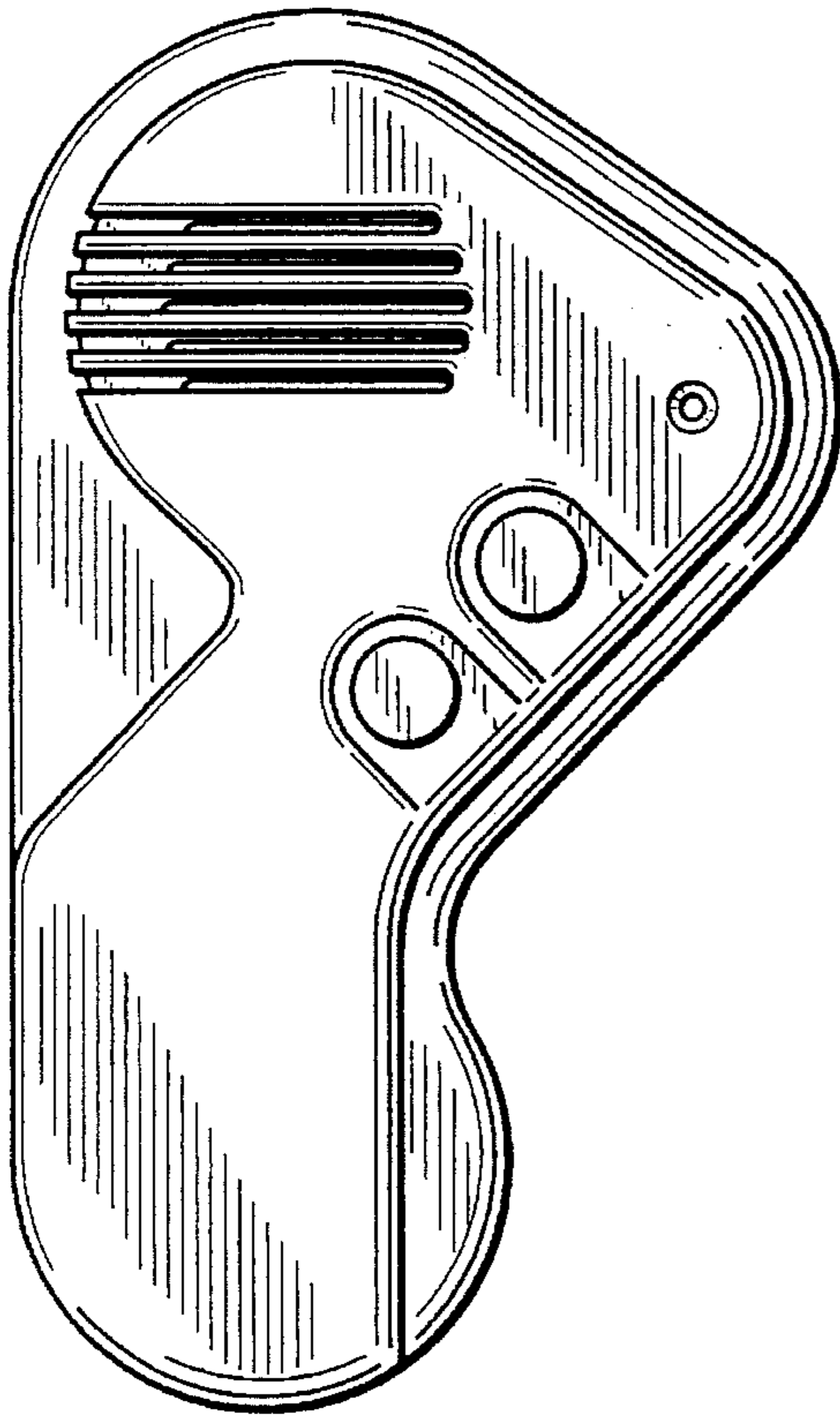
**FIG.\_1**



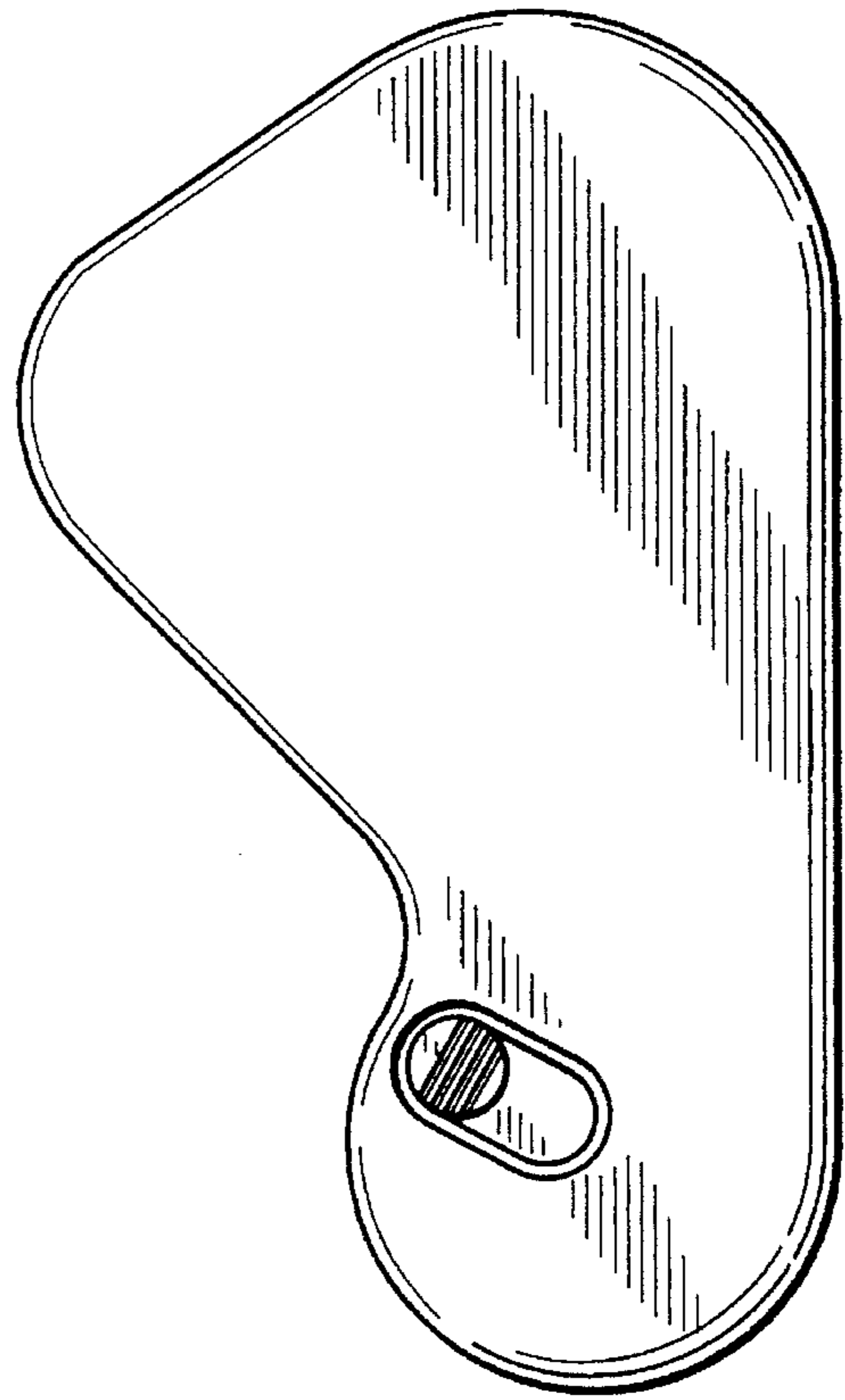
**FIG.\_4**



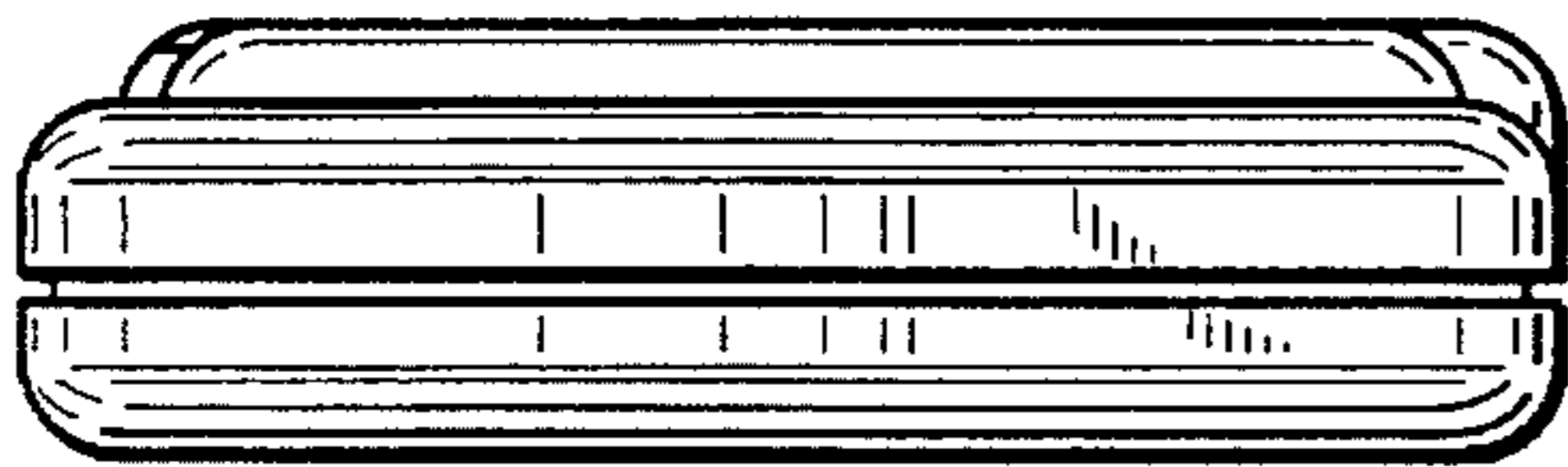
**FIG.\_5**



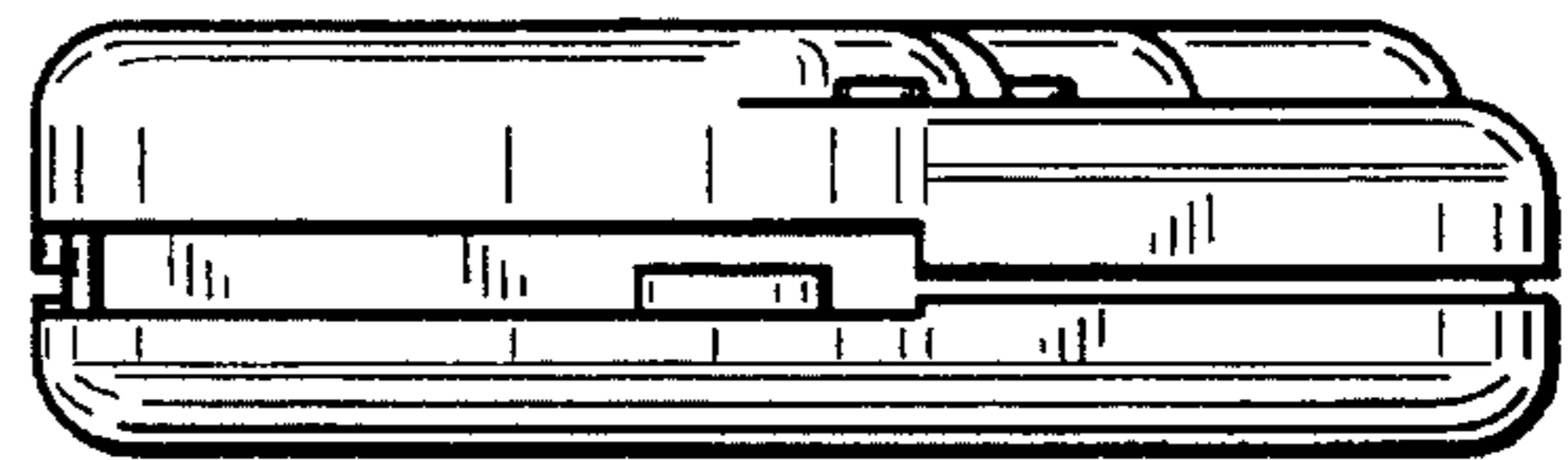
**FIG.\_2**



**FIG.\_3**



**FIG.\_7**



**FIG.\_6**