



US00D370333S

United States Patent [19]

[11] **Patent Number:** **Des. 370,333**

Lewis

[45] **Date of Patent:** ****Jun. 4, 1996**

[54] **A CAP**

D. 251,157 2/1970 Walter D2/869
D. 344,845 3/1994 Beitschor et al. D2/869

[76] **Inventor:** **Tommy A. Lewis**, 4135 Macland Rd., Powder Springs, Ga. 30073

Primary Examiner—Ted Shooman
Assistant Examiner—Paula Mortimer

[**] **Term:** **14 Years**

[57] **CLAIM**

[21] **Appl. No.:** **37,371**

The ornamental design for an a cap, as shown and described.

[22] **Filed:** **Apr. 11, 1995**

DESCRIPTION

[52] **U.S. Cl.** **D2/869**

[58] **Field of Search** D2/865, 869; 2/195.1, 2/206

FIG. 1 is a front elevational view of the a cap showing my new design;

FIG. 2 is a rear elevational view thereof;

FIG. 3 is a right side elevational view thereof;

FIG. 4 is a left side elevational view thereof;

FIG. 5 is a top thereof; and,

FIG. 6 is a bottom plan view thereof, the dashed lines on the bill of the cap represent conventional stitching.

[56] **References Cited**

U.S. PATENT DOCUMENTS

D. 170,399	9/1953	Briers	D2/872
D. 180,942	9/1957	Florida	D2/869
D. 195,813	8/1963	Briese	D2/869
D. 201,426	6/1965	Sanblom	D2/869

1 Claim, 3 Drawing Sheets




FIG. 1

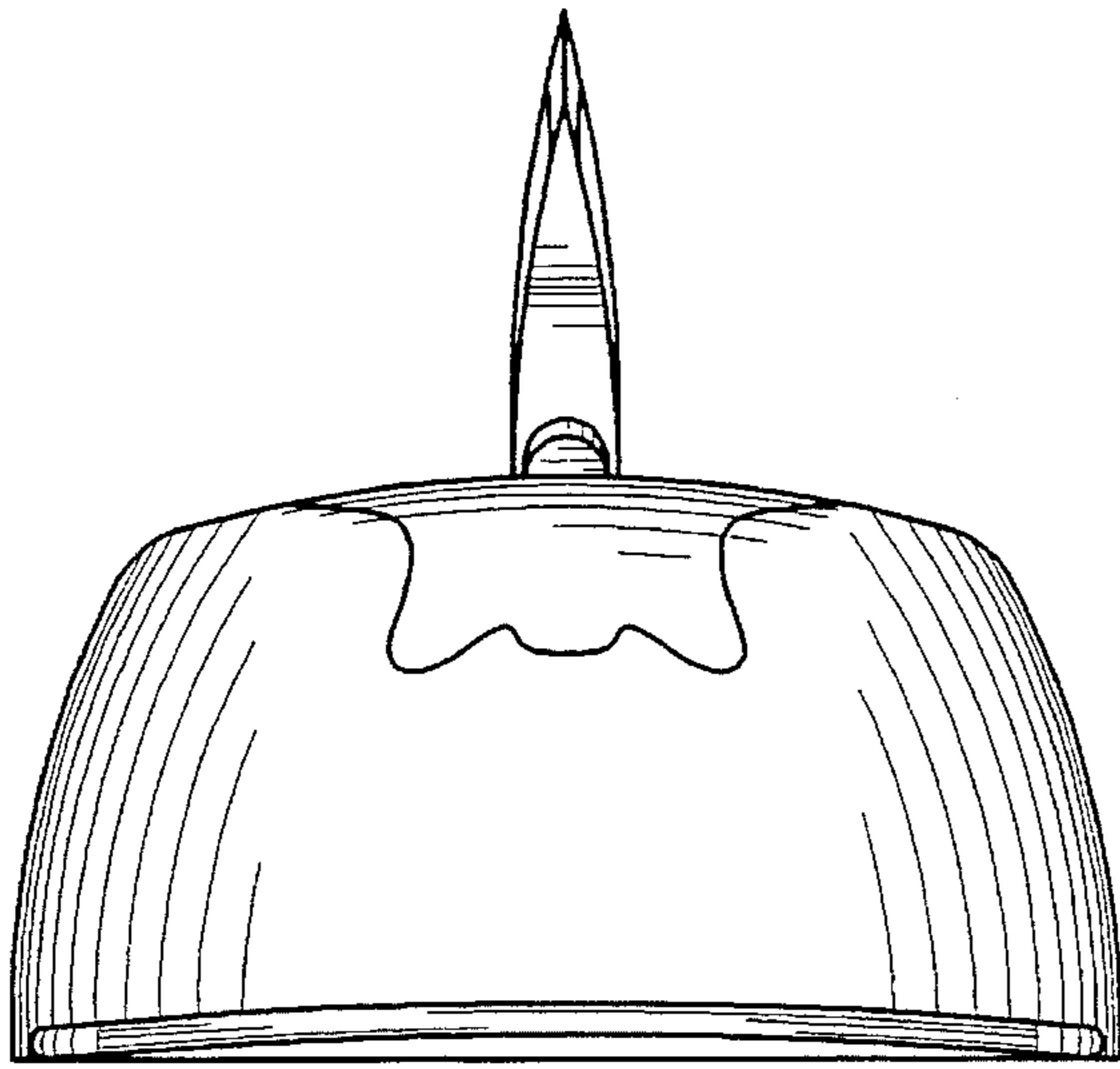


FIG. 2

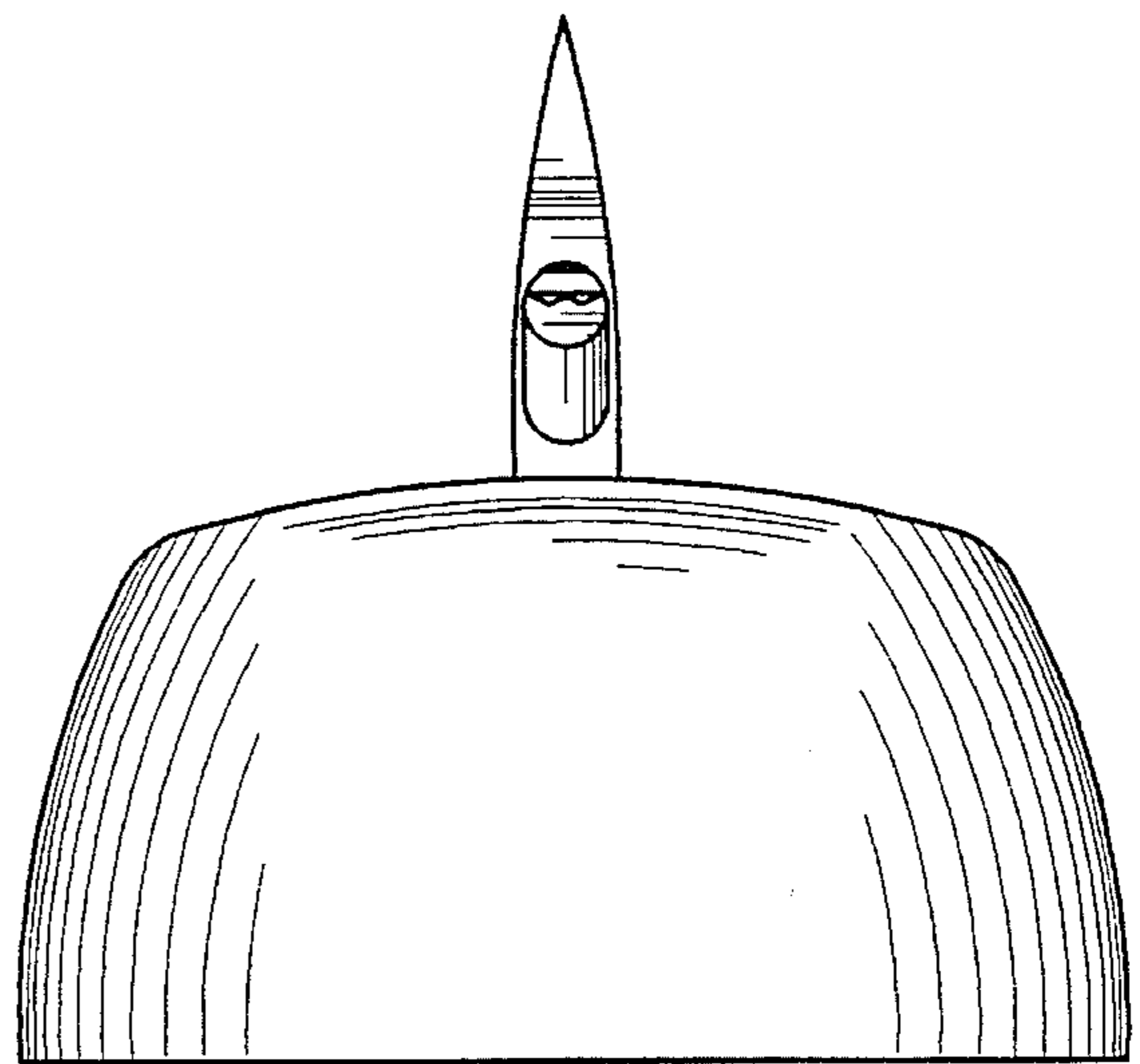


FIG. 3




FIG. 4




FIG. 5

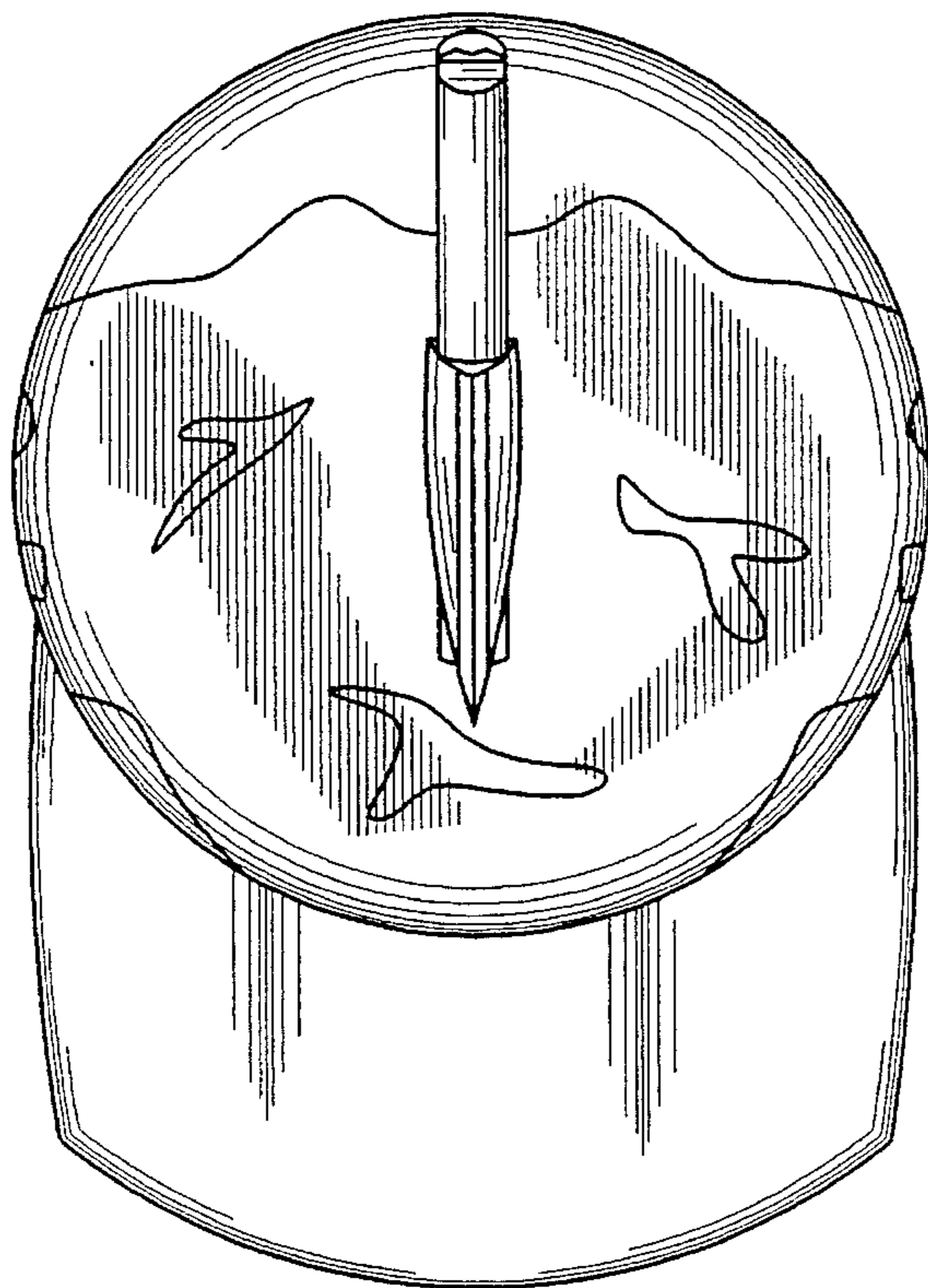


FIG. 6

