



US00D370305S

United States Patent [19]

Wonderley

[11] Patent Number: **Des. 370,305**

[45] Date of Patent: ****May 28, 1996**

[54] **RAZOR HANDLE**

[75] Inventor: **Jeff W. Wonderley**, Ft. Defiance, Va.

[73] Assignee: **American Safety Razor Company**,
Verona, Va.

[**] Term: **14 Years**

1,698,206	1/1929	Tipton	30/86 X
2,747,273	5/1956	Olsson	30/41
3,171,197	3/1965	Boyd	30/40.2 X
5,211,669	5/1993	Bonnes et al.	16/110 R

FOREIGN PATENT DOCUMENTS

462787	2/1914	France	30/340
4004322	3/1994	WIPO	30/340

[21] Appl. No.: **38,610**

[22] Filed: **May 9, 1995**

Primary Examiner—Ted Shooman
Assistant Examiner—C. Tuttle
Attorney, Agent, or Firm—William Brinks Hofer Gilson & Lione

Related U.S. Application Data

[62] Division of Ser. No. 23,444, May 25, 1995.

[52] **U.S. Cl.** **D28/48; D8/107; D8/DIG. 7**

[58] **Field of Search** D28/44-48, 7;
D4/104, 110, 138; D8/94, 75, 80, 107,
310, DIG. 4, DIG. 7; 30/32, 47-51, 85,
86, 340; 16/DIG. 18, DIG. 19, 110 R, 114 R,
116 R, DIG. 12; D7/649, 393, 395; D19/41-51,
53; D32/40-51

[57] CLAIM

The ornamental design for a razor handle, as shown and described.

DESCRIPTION

FIG. 1 is a rear elevational view of a razor handle showing my new design;
FIG. 2 is a right side elevational view thereof;
FIG. 3 is a front elevational view thereof;
FIG. 4 is a left side elevational view thereof;
FIG. 5 is a bottom plan view thereof; and
FIG. 6 is a top plan view thereof.

The broken line showing the head and neck portion of a razor is for illustrative purposes only and forms no part of the claimed design.

[56] References Cited

U.S. PATENT DOCUMENTS

D. 90,130	6/1933	Turner	D4/138
D. 167,064	6/1952	Apple	D28/63
D. 217,199	4/1970	Kaufman	D4/127
D. 319,469	8/1991	Rutter	D19/53
D. 327,621	7/1992	Heller	D19/51 X

1 Claim, 1 Drawing Sheet

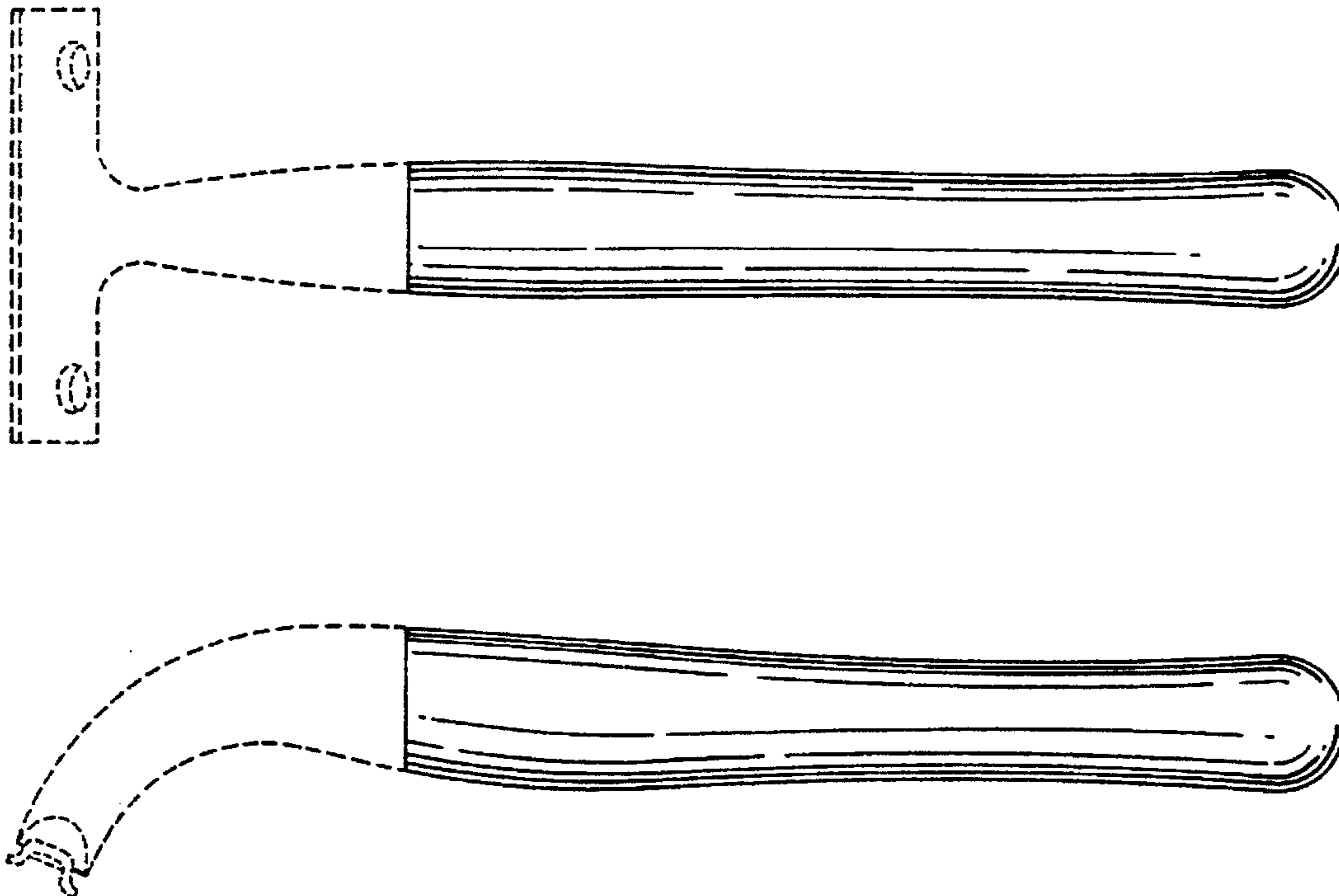


FIG. 1

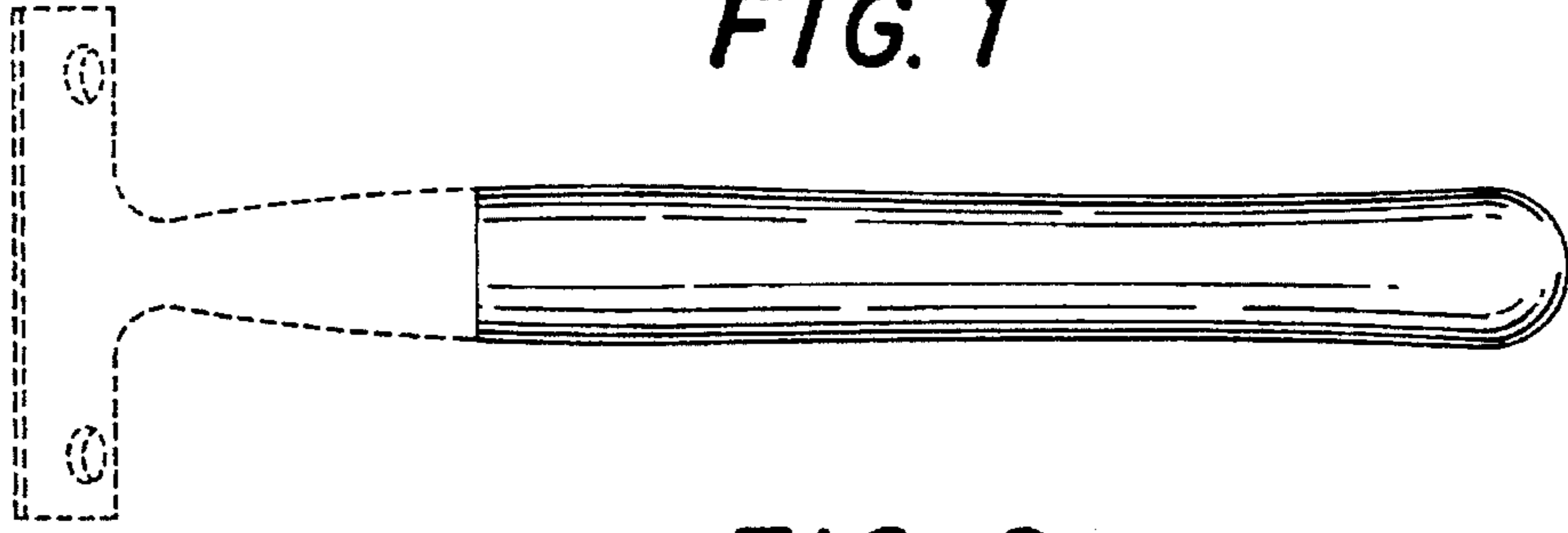


FIG. 2




FIG. 3

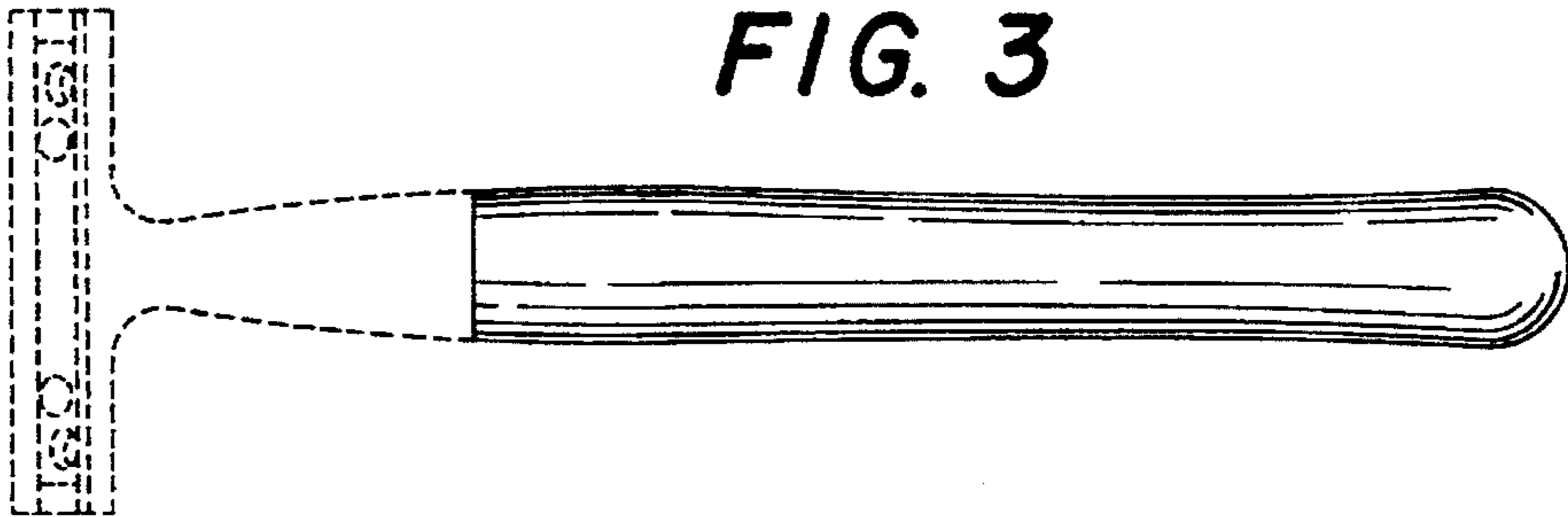


FIG. 4



FIG. 5

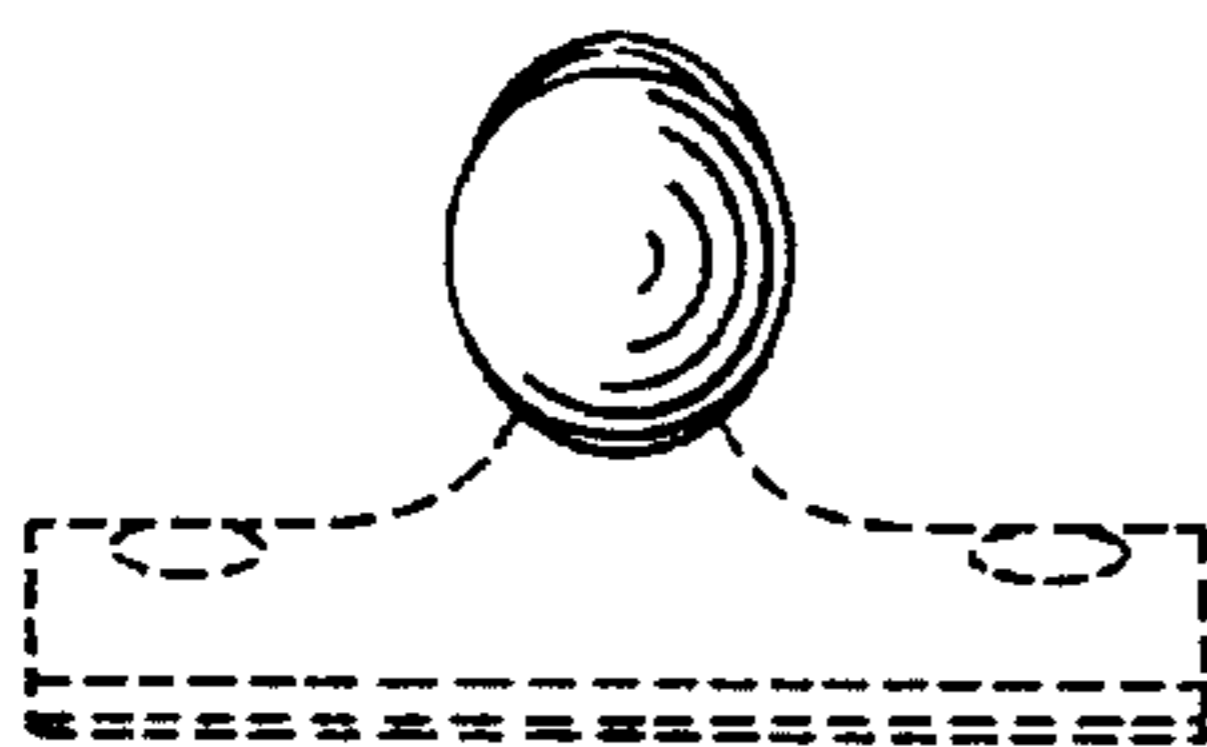


FIG. 6

