



US00D370283S

# United States Patent [19]

Simon

[11] **Patent Number: Des. 370,283**

[45] **Date of Patent: \*\*May 28, 1996**

[54] **CANDLE**

[76] Inventor: **Larry J. Simon**, 196 Belmont Road,  
Victoria, BC, Canada

[\*\*] Term: **14 Years**

[21] Appl. No.: **33,314**

[22] Filed: **Jan. 10, 1995**

### [30] Foreign Application Priority Data

Dec. 13, 1994 [CA] Canada ..... 1994-2474

[52] **U.S. Cl.** ..... **D26/6**

[58] **Field of Search** ..... D26/9-13, 6-8,  
D26/20-22; 431/288, 290-2, 294, 297,  
299, 125; 362/161, 392, 393

### [56] References Cited

#### U.S. PATENT DOCUMENTS

120,105	10/1871	Ryder	.....	431/288
D. 131,793	3/1942	Turner	.....	D26/6
D. 134,283	11/1942	Turner	.....	D26/6
4,555,231	11/1985	Kustka	.....	D26/6

### OTHER PUBLICATIONS

Greek Triple Candles, p. 24 Will & Baumer Candle Co. 1927.

#1120, p. 17 International Candle House 1966-1967.

*Primary Examiner*—A. Hugo Word

*Assistant Examiner*—Robin V. Taylor

*Attorney, Agent, or Firm*—Oyen Wiggs Green & Mutala

### [57] CLAIM

The ornamental design for a candle, as shown and described.

### DESCRIPTION

FIG. 1 is a front perspective view of the design;

FIG. 2 is a right side elevation view of the design; the left side of the design has the same appearance;

FIG. 3 is a top plan view of the design;

FIG. 4 is a front elevation view of the design; the rear view of the design has the same appearance; and,

FIG. 5 is a bottom plan view of the design.

The broken line showing of wicks is for illustrative purposes only and forms no part of the claimed design.

**1 Claim, 1 Drawing Sheet**



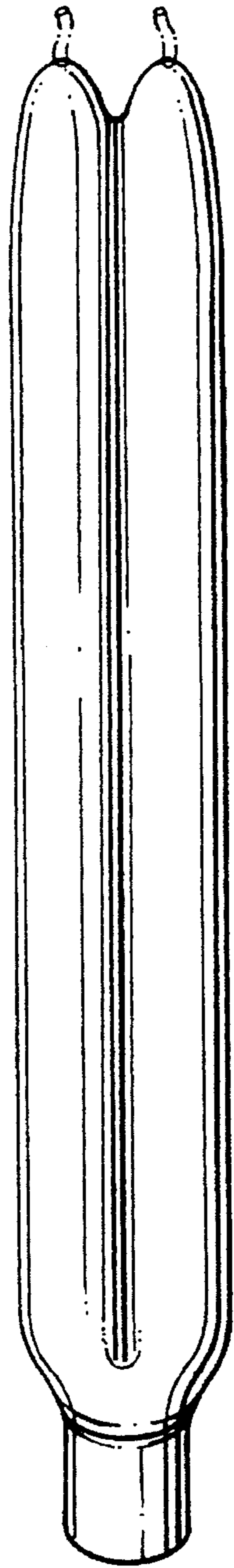


FIG. 1



FIG. 2

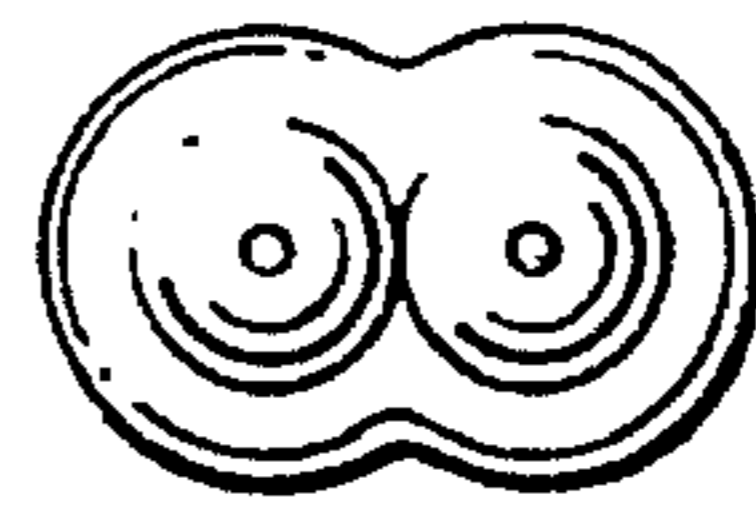


FIG. 3




FIG. 4

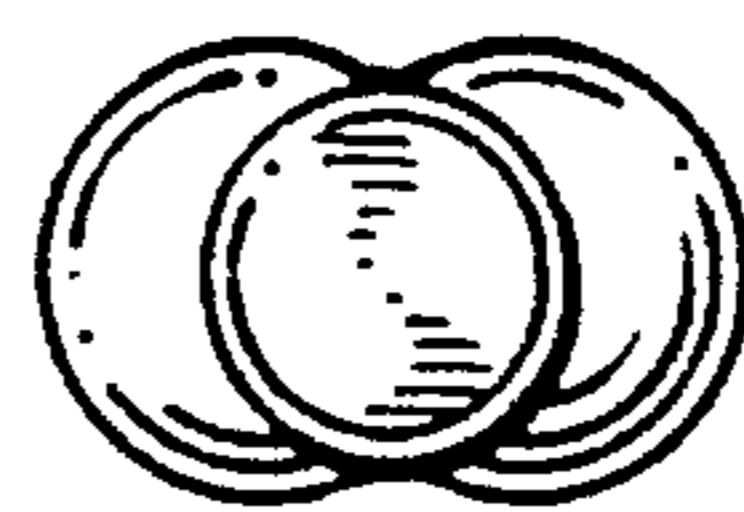


FIG. 5