



US00D370268S

United States Patent [19] Houry

[11] Patent Number: **Des. 370,268**

[45] Date of Patent: ****May 28, 1996**

[54] FENCE PANEL 5,445,362 8/1995 Reppert 256/24

[75] Inventor: **Robert L. Houry**, Farmington, Mo.

[73] Assignee: **Iron Mountain Forge Corporation**,
Farmington, Mo.

[**] Term: **14 Years**

[21] Appl. No.: **40,808**

[22] Filed: **Jun. 27, 1995**

[52] U.S. Cl. **D25/42; D25/138**

[58] Field of Search **D25/42; D11/130.1;**
D21/208, 242; 256/19, 21, 22, 24, 25; 52/238.1,
794.1; 446/110

[56] **References Cited**

U.S. PATENT DOCUMENTS

5,511	7/1873	Landis	256/24
9,505	9/1876	Smith	D25/42
D. 70,546	7/1926	Downing	D11/130.1
D. 109,146	5/1938	Lazarski	D11/130.1
D. 315,752	3/1991	Wentling	D21/108
D. 346,420	4/1994	Cacciola et al.	D21/242
2,516,807	7/1950	Schulte	256/24
3,157,255	11/1964	Sondheim	256/24
3,892,056	7/1975	Mann	256/19
4,684,108	8/1987	Bergagnini	D25/42

OTHER PUBLICATIONS

P. 26, Fence, Step 2 Corporation, 2200 Highland Road, P.O. Box 444, Twinsburg, Ohio 44287. Publication date 1992. "Extend Your Home To All You Own" Catalog Published by California Redwood Assn. Jan, 1937.

Primary Examiner—Louis S. Zarfes
Assistant Examiner—Gregory Andoll
Attorney, Agent, or Firm—Richard B. O'Planick; Lisa B. Riedesel

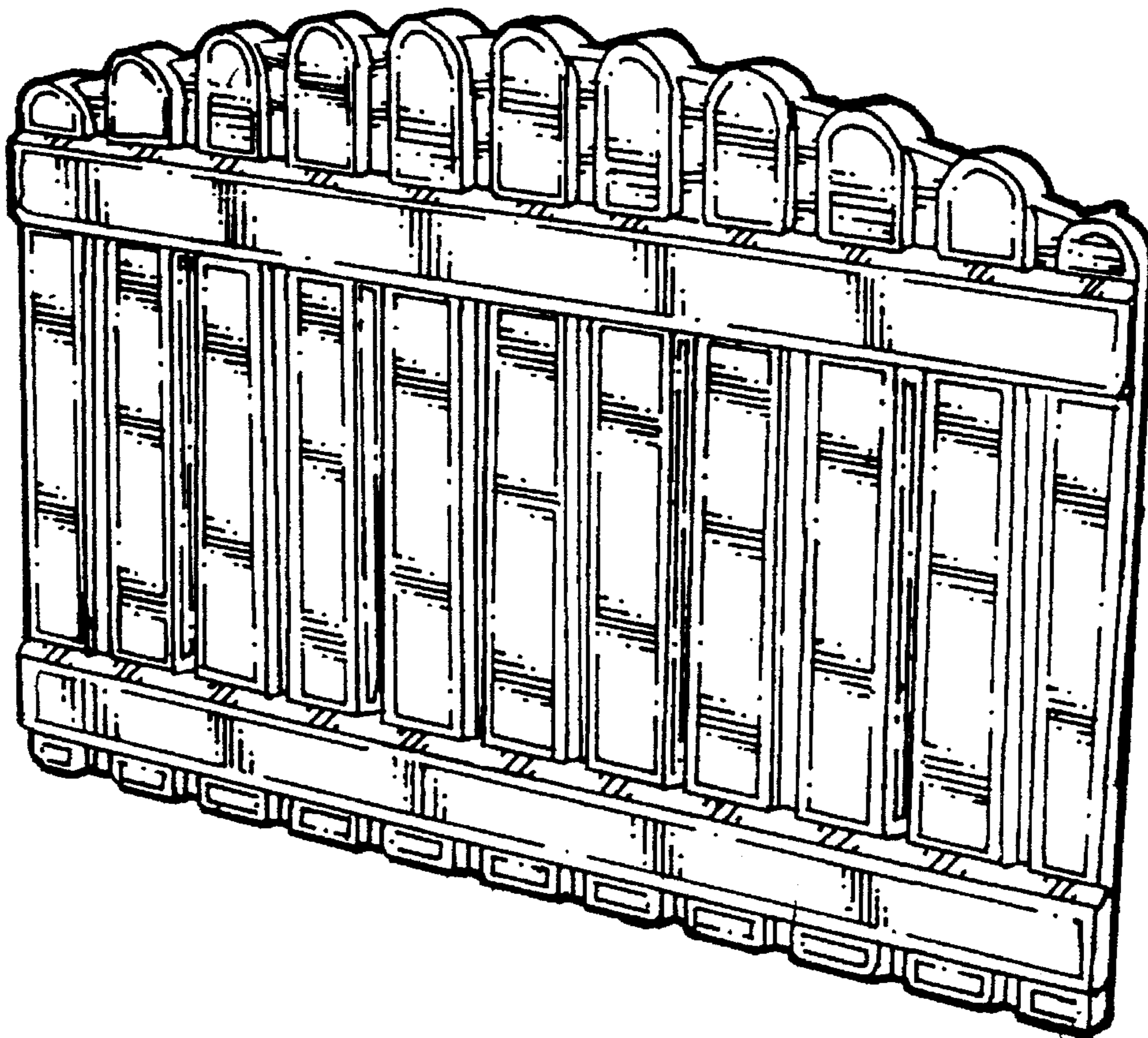
[57] **CLAIM**

The ornamental design for a fence panel, as shown and described.

DESCRIPTION

FIG. 1 is a top right front perspective view of a fence panel showing my new design;
FIG. 2 is a front elevational view thereof;
FIG. 3 is a top plan view thereof;
FIG. 4 is a bottom plan view thereof;
FIG. 5 is a right side elevational view thereof, the left side elevational view being a mirror image; and,
FIG. 6 is a rear elevational view thereof.

1 Claim, 4 Drawing Sheets



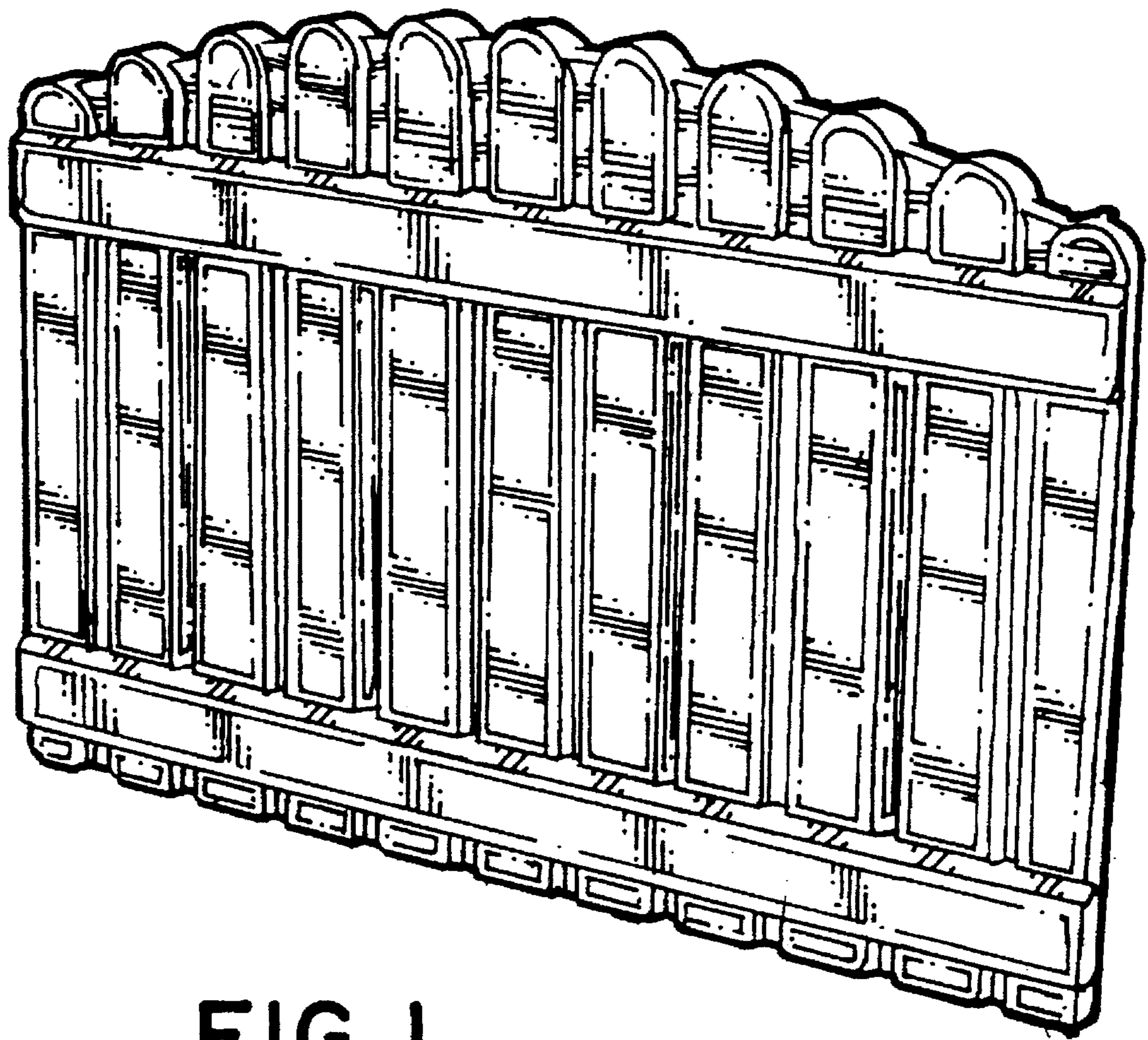


FIG. 1

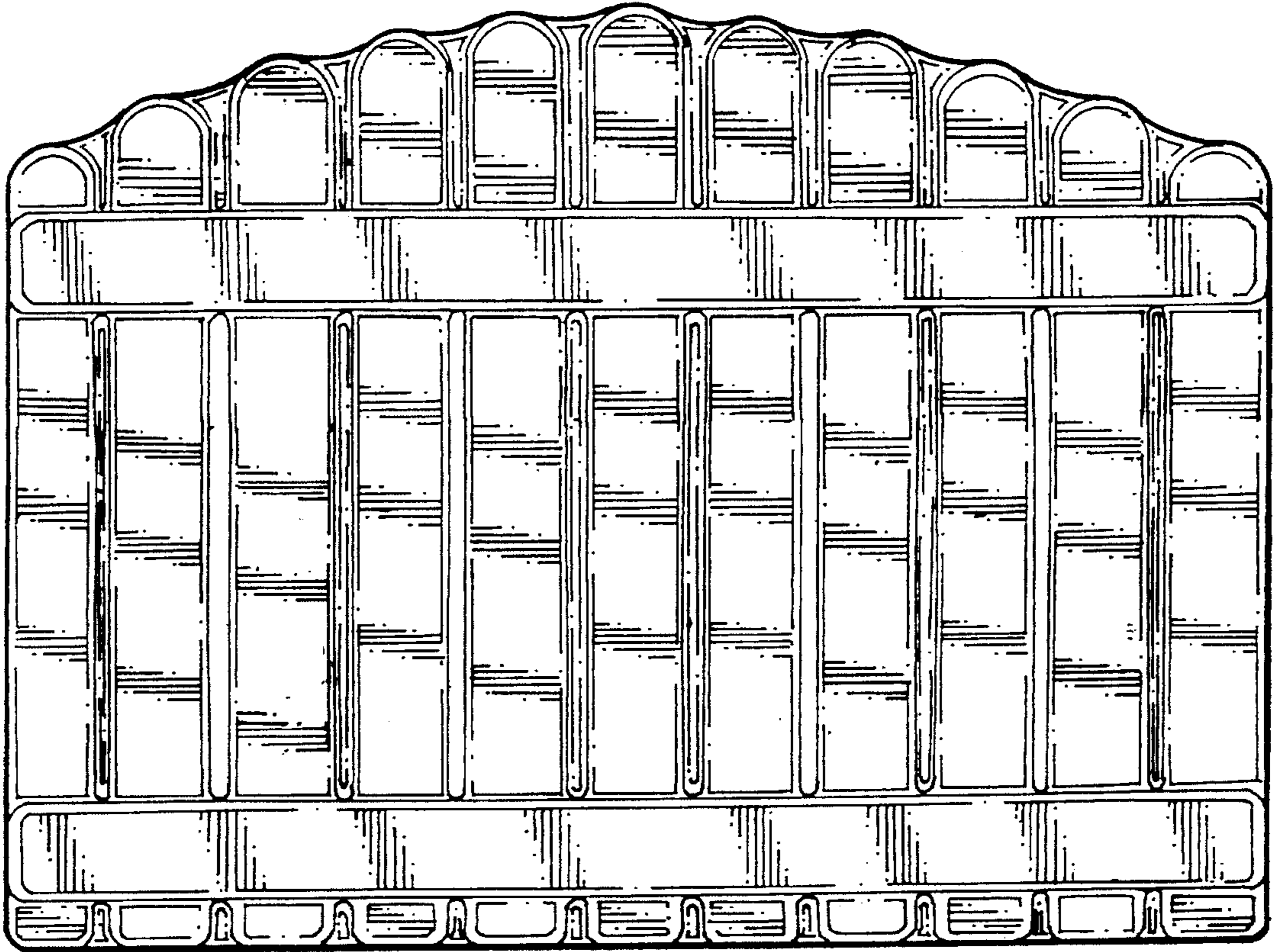


FIG. 2

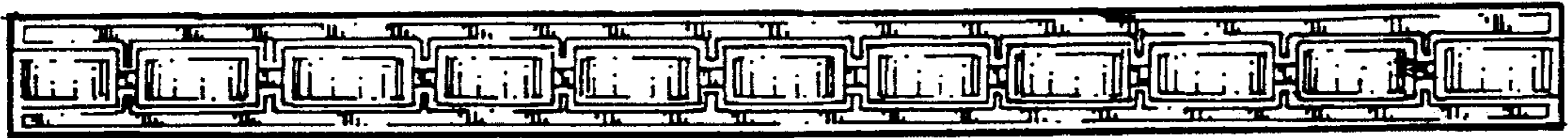


FIG. 3

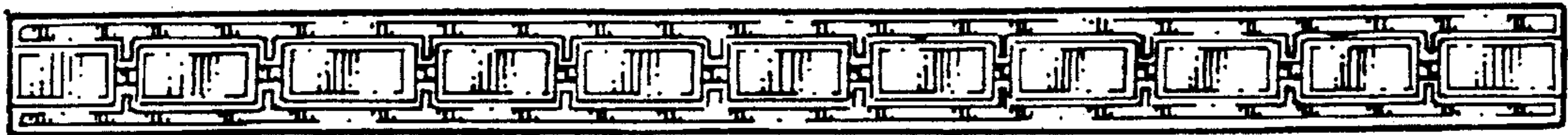


FIG. 4




FIG. 5

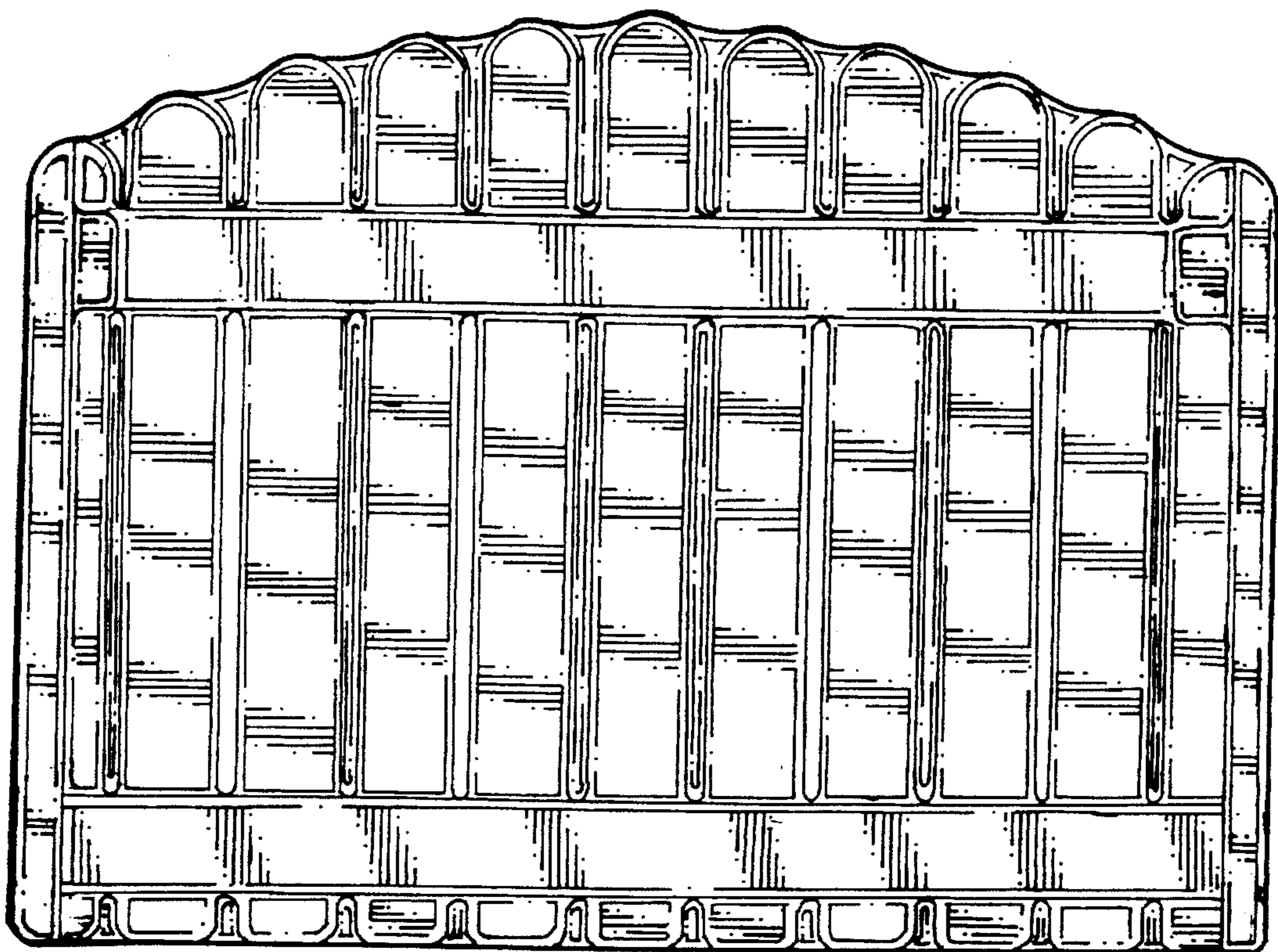


FIG. 6