



US00D370259S

United States Patent [19]
Teich

[11] **Patent Number: Des. 370,259**
[45] **Date of Patent: **May 28, 1996**

[54] **RETINA CHART**

441758 1/1936 United Kingdom .
745651 5/1943 United Kingdom .

[76] Inventor: **Steven A. Teich**, 1735 York Ave., Apt.
3A, New York, N.Y. 10128

Primary Examiner—Stella Reid
Attorney, Agent, or Firm—Helfgott & Karas

[**] Term: **14 Years**

[21] Appl. No.: **20,933**

[57] **CLAIM**

[22] Filed: **Apr. 5, 1994**

The ornamental design for a retina chart, as shown and described.

[52] **U.S. Cl.** **D24/172**

[58] **Field of Search** D24/172; 351/239,
351/200–203, 224, 243

DESCRIPTION

[56] **References Cited**

U.S. PATENT DOCUMENTS

D. 143,433	1/1946	Leech	D24/172
789,387	3/1905	Ryer	.	
1,391,084	9/1921	Updegrave	.	
1,556,525	11/1923	King	.	
1,647,017	11/1927	Reaves	.	
1,850,168	3/1932	Covelle	.	
2,184,920	12/1939	Bigelow	.	
2,328,700	9/1943	Wiltberger	.	
2,464,001	3/1949	Shepard	.	
3,025,755	3/1962	Koetting	351/224
3,951,062	4/1976	Abramson	.	

FIG. 1 is a front elevational view of a retina chart, showing my new design;

FIG. 2 is side elevational view thereof, with all other sides being identical thereto;

FIG. 3 is a front elevational view of a second embodiment of FIG. 1;

FIG. 4 is a side elevational view thereof, with all other sides being identical thereto;

FIG. 5 is a front elevational view of a third embodiment of FIG. 1; and,

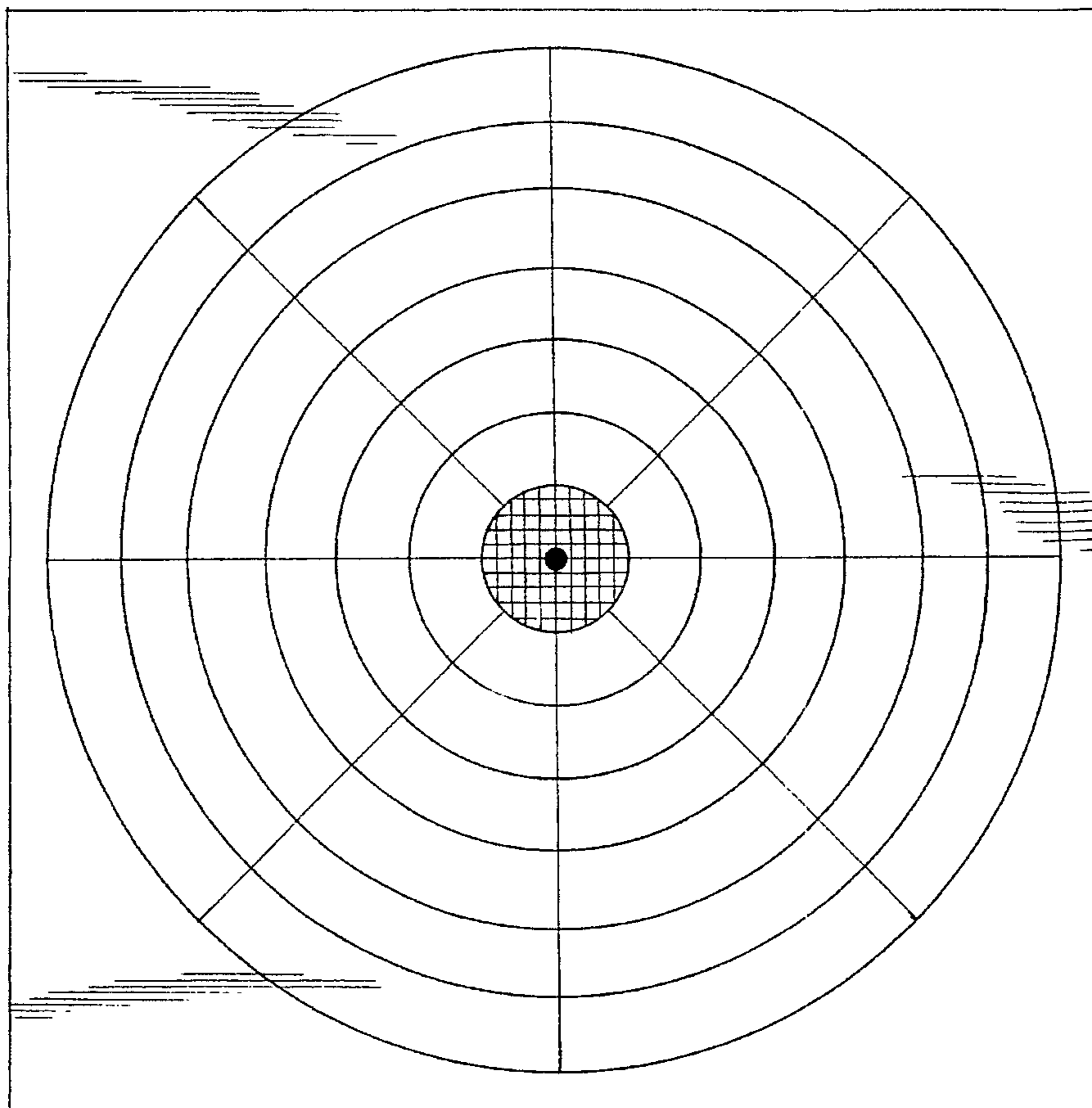
FIG. 6 is a side elevational view thereof, with all other sides being identical thereto.

The rear of FIGS. 1–6 is plain and unornamented.

FOREIGN PATENT DOCUMENTS

18721 7/1899 United Kingdom .

1 Claim, 3 Drawing Sheets



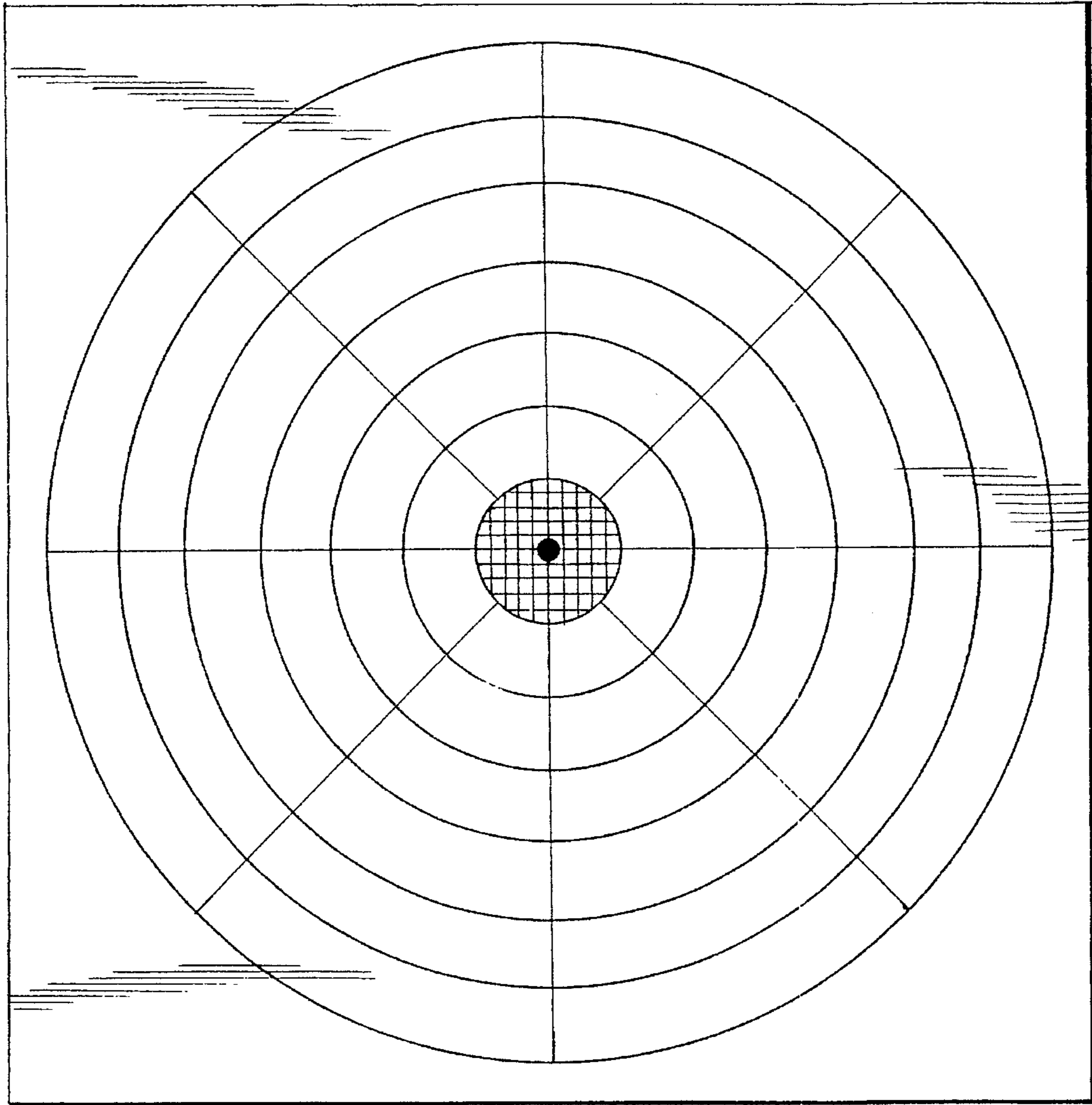


FIG. 1

FIG. 2

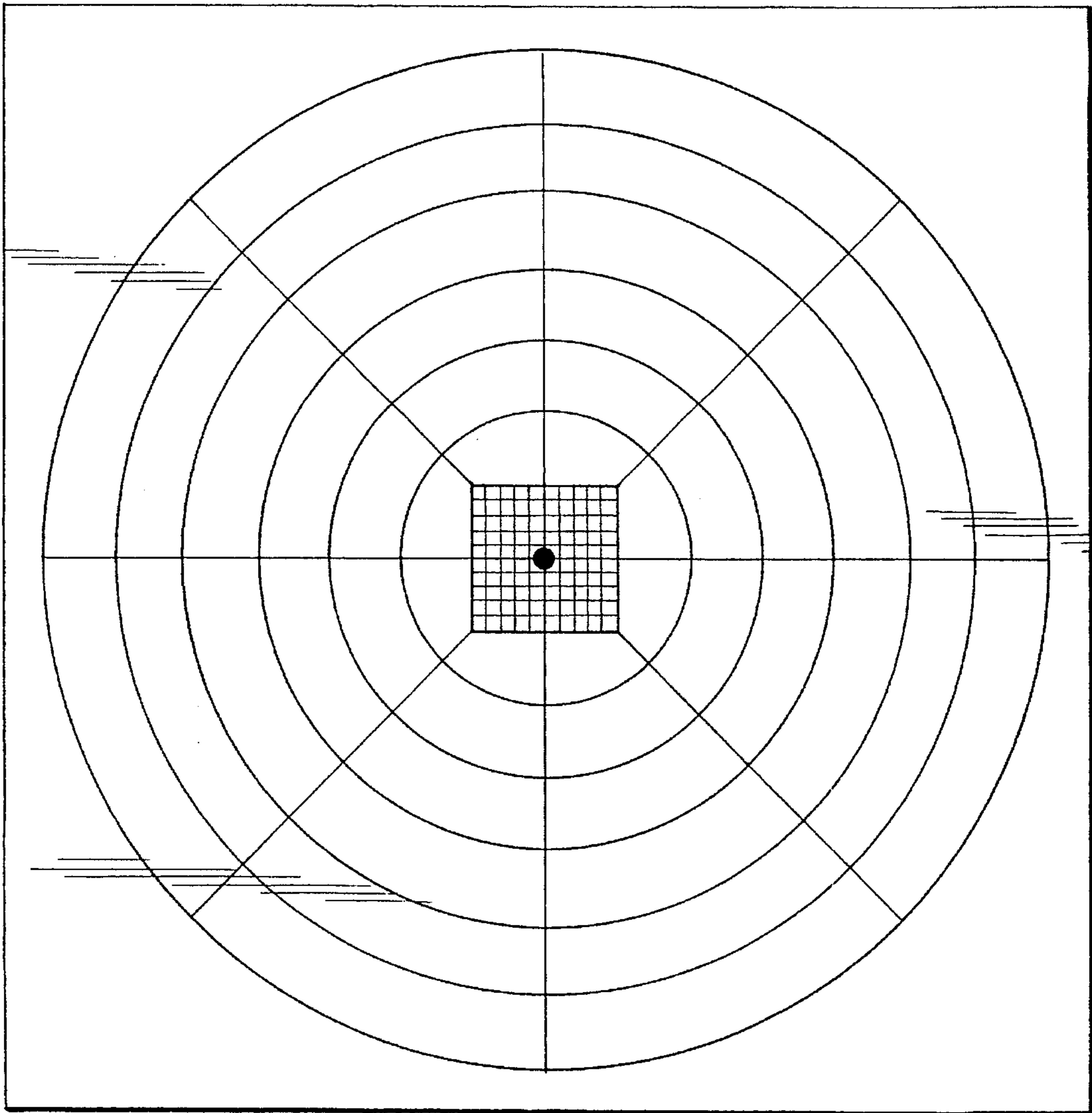


FIG.3

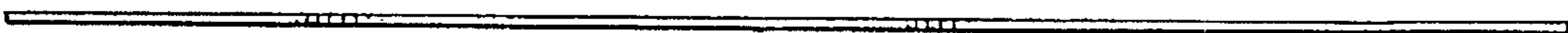


FIG.4

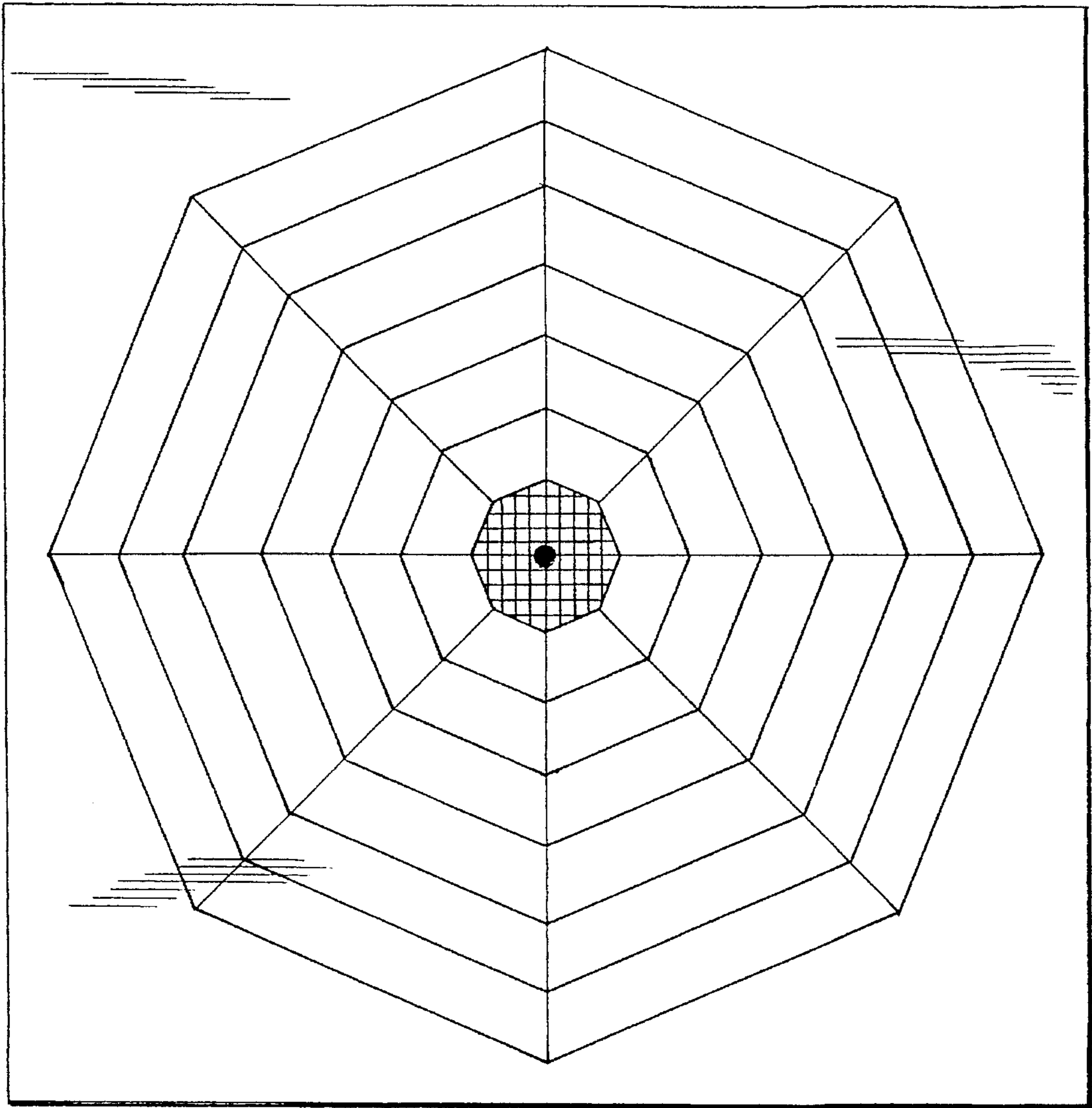


FIG. 5



FIG. 6