



US00D370255S

United States Patent [19]
Yamamoto et al.

[11] **Patent Number: Des. 370,255**
[45] **Date of Patent: **May 28, 1996**

[54] **MEDICAMENT INHALER**
[76] Inventors: **Hirohito Yamamoto**, 1-9-1
Shimosakamoto, Otsu-city, Shiga pref.
520-01; **Kei Asai**, 1-9-26
Ebisuhonmachi, Naniwa-ku, Osaka 556;
Toshijii Takahashi, 3-8-103 Grace
Arashiyama, Nakaohonmachi,
Arashiyama, Nshikyo-ku, Kyoto, 616,
all of Japan

[**] Term: **14 Years**

[21] Appl. No.: **33,539**

[22] Filed: **Jan. 17, 1995**

Related U.S. Application Data

[63] Continuation of Ser. No. 7,344, Apr. 20, 1993, abandoned.

Foreign Application Priority Data

Oct. 22, 1992 [GB] United Kingdom 2026814

[52] **U.S. Cl.** **D24/110**

[58] **Field of Search** D24/110, 110.6,
D24/110.5; 128/200.14, 200.16, 200.21,
203.15, 203.12, 200.23

[56] **References Cited**

U.S. PATENT DOCUMENTS

D. 259,363 5/1981 Reichl D24/110

D. 338,268 8/1993 Kobayashi et al. D24/110
3,812,853 5/1974 Crain D24/110 X
4,294,407 10/1981 Reichl et al. 128/200.16 X
4,674,491 6/1987 Brugger et al. 128/200.14

FOREIGN PATENT DOCUMENTS

PCT/JP93/
00454 4/1993 WIPO .

Primary Examiner—Louis S. Zarfes
Assistant Examiner—I. Simmons
Attorney, Agent, or Firm—Marshall, O’Toole, Gerstein,
Murray & Borun

[57] **CLAIM**

The ornamental design for a medicament inhaler, as shown and described.

DESCRIPTION

FIG. 1 is a front perspective view, slightly to the left side, of a medicament inhaler showing our new design;

FIG. 2 is a rear elevational view thereof;

FIG. 3 is a top plan view thereof;

FIG. 4 is a right side view, the left side being a mirror image thereof; and,

FIG. 5 is a bottom plan view.

1 Claim, 4 Drawing Sheets

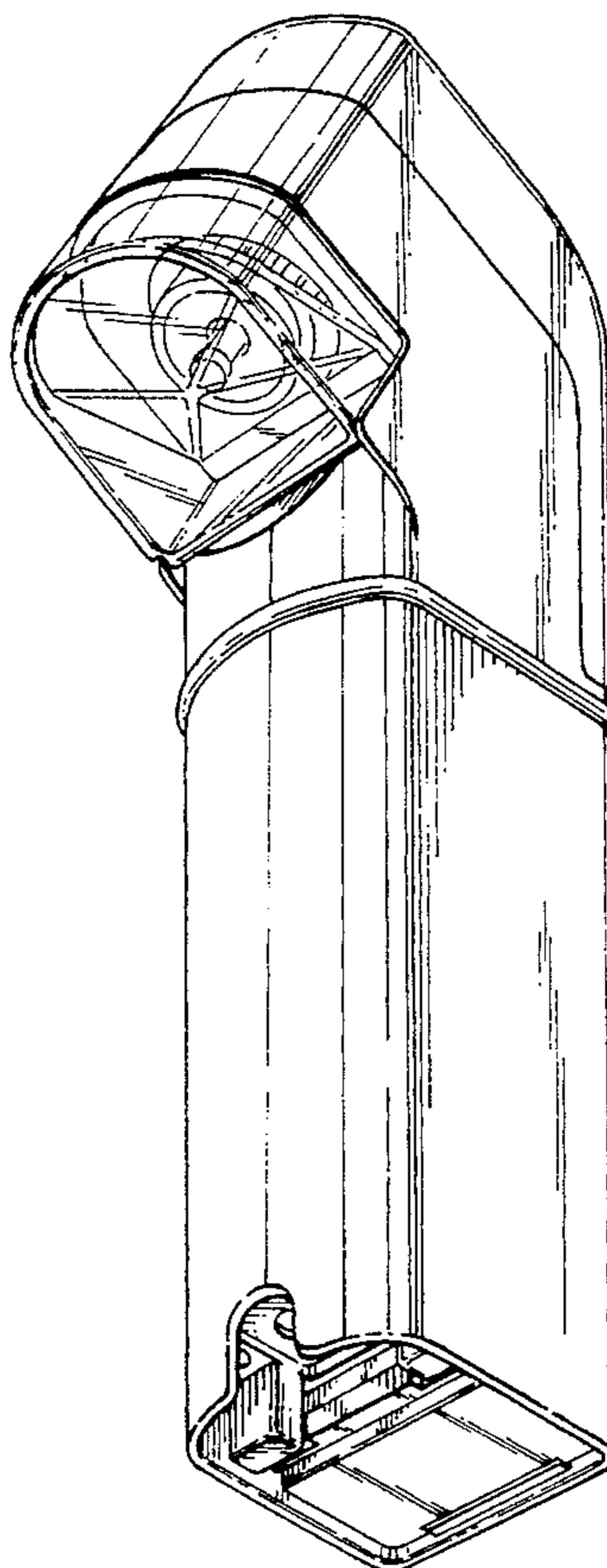


Fig. 1.

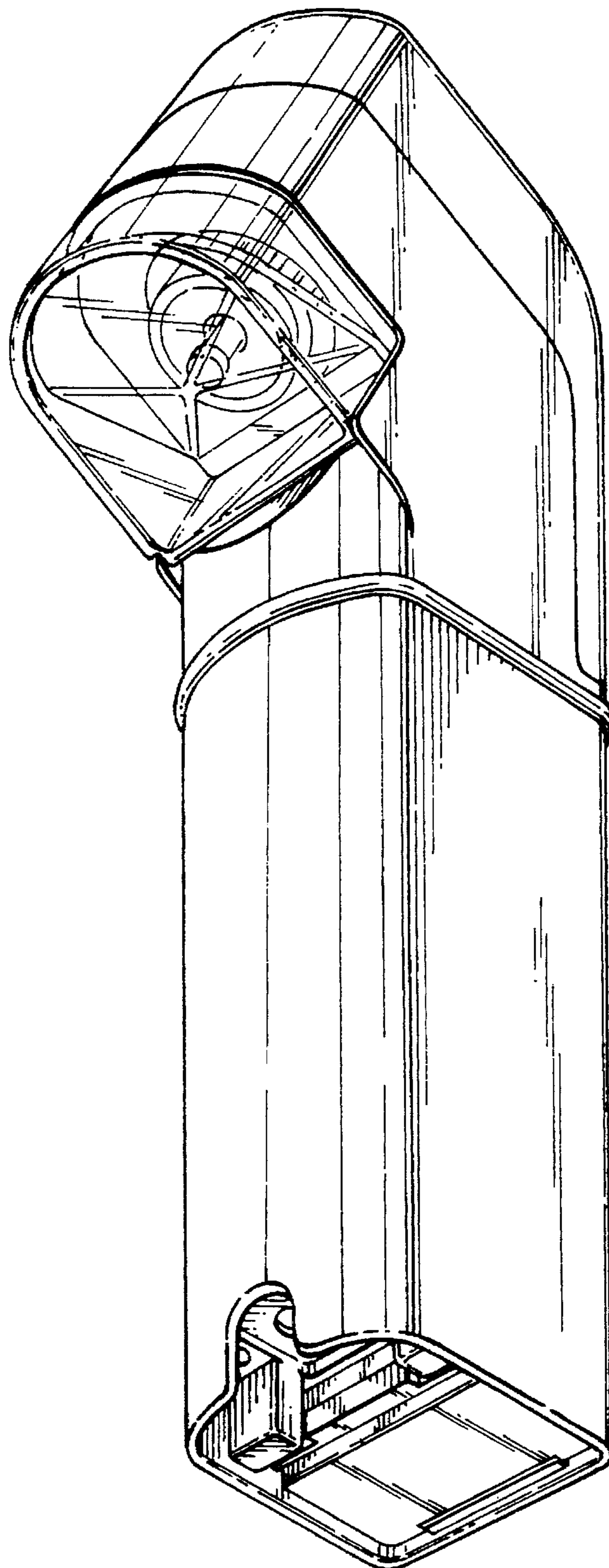


Fig. 2.




Fig. 3.

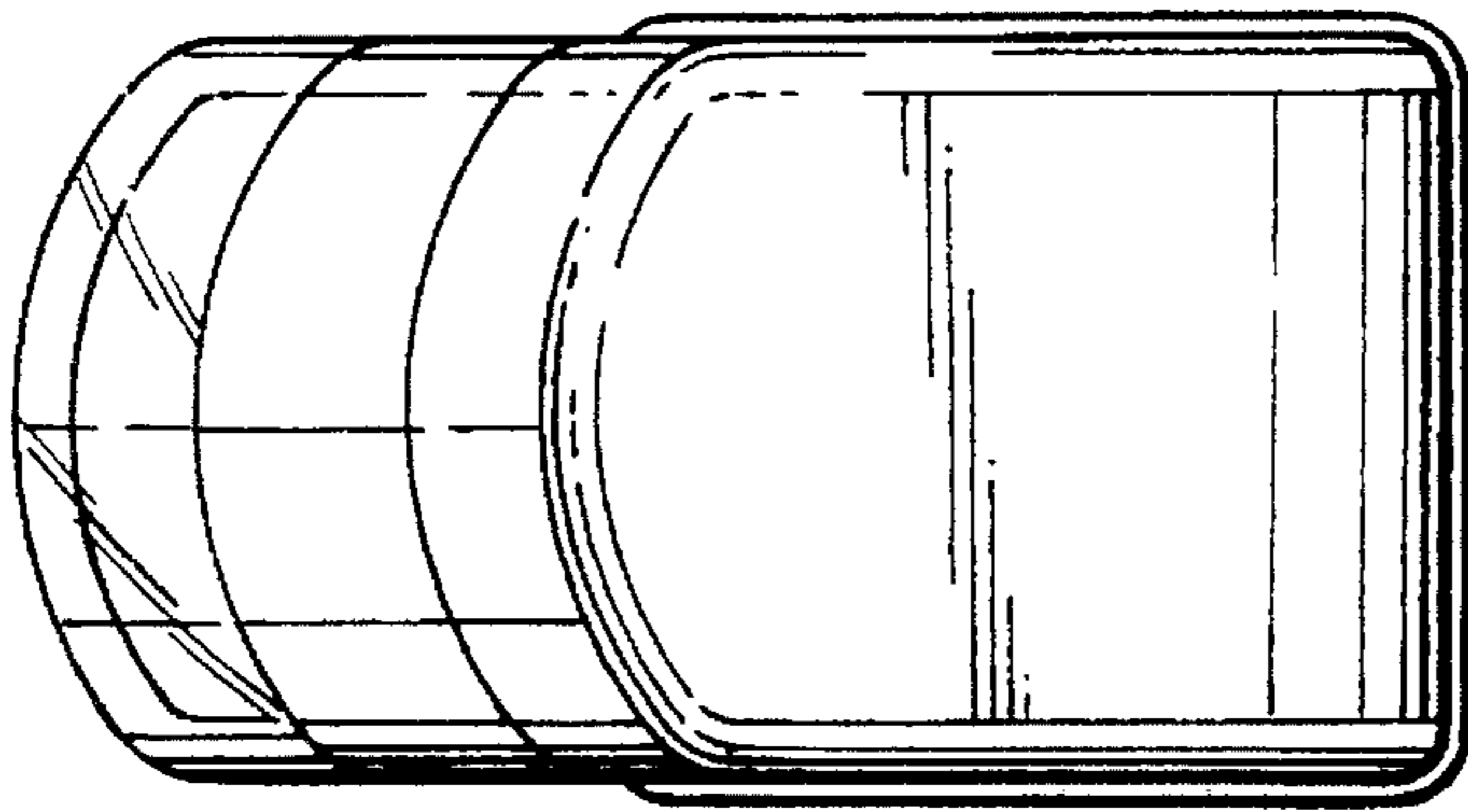
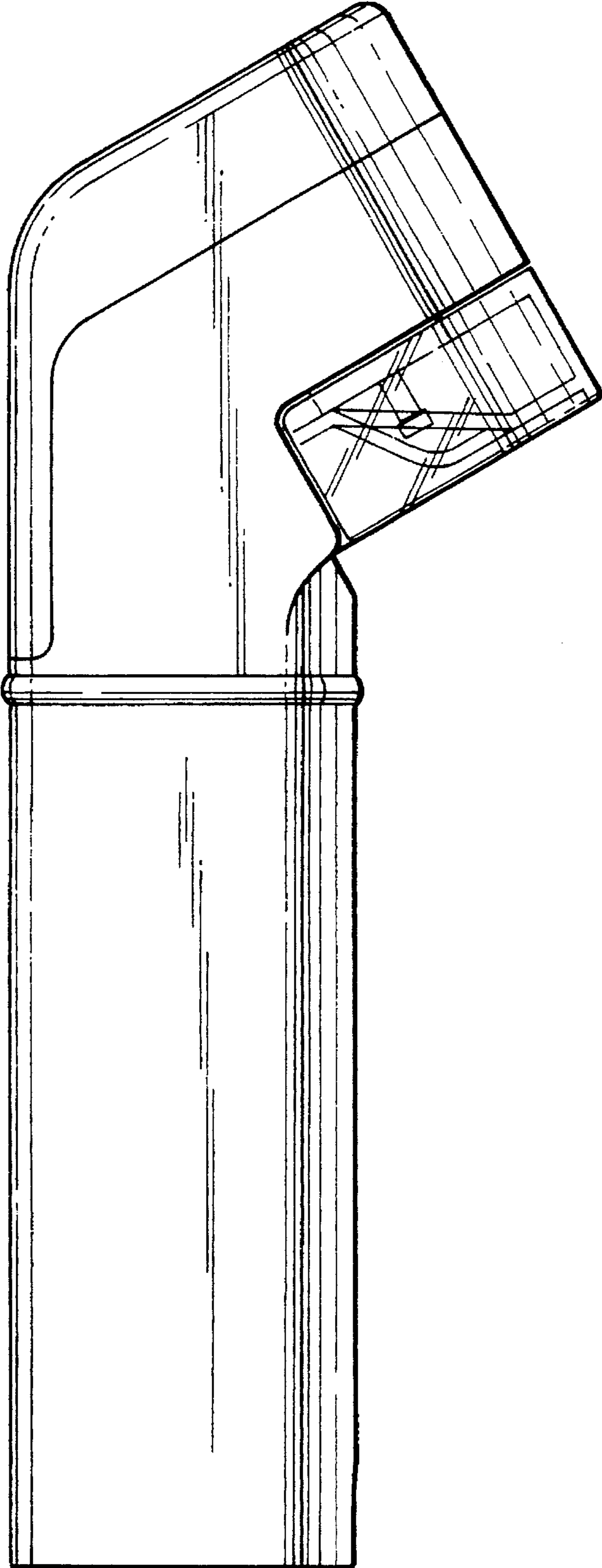


Fig. 4.






Fig. 5