



US00D370248S

United States Patent [19]

[11] Patent Number: **Des. 370,248**

Bowden

[45] Date of Patent: ****May 28, 1996**

[54] **ARTIFICIAL FISHING LURE**
[76] Inventor: **Dennis Bowden**, 1944 Charla Lee La.,
Virginia Beach, Va. 23455

2,876,580 3/1959 Schwartztrauber D22/132 X
2,898,699 8/1959 Kuehl 43/42.47
3,137,960 6/1964 Sharp D22/126 X
3,162,971 12/1964 Gilliam D22/126 X

[**] Term: **14 Years**

Primary Examiner—Doris V. Coles
Attorney, Agent, or Firm—John F. Carroll, IV

[21] Appl. No.: **33,594**

[57] **CLAIM**

[22] Filed: **Jan. 17, 1995**

The ornamental design for an artificial fishing lure, as shown.

[52] U.S. Cl. **D22/126; D22/129**

[58] Field of Search D22/126-133;
43/42.27, 42.35, 42.36, 42.45, 42.48, 42.31,
42.37, 42.47

DESCRIPTION

FIG. 1 is a right side elevational view of an artificial fishing lure, showing my new design, the opposite being a mirror image thereof;

FIG. 2 is a top plan view thereof;

FIG. 3 is a bottom plan view thereof;

FIG. 4 is a front elevational view thereof; and,


FIG. 5 is a rear elevational view thereof.

[56] **References Cited**

U.S. PATENT DOCUMENTS

D. 192,736 5/1962 Holder D22/128
D. 198,381 6/1964 Wille D22/132
2,567,787 9/1951 Sahutski D22/132 X
2,659,176 11/1953 Wenger 43/42.35
2,719,377 10/1955 Bennett D22/132 X
2,737,751 3/1956 Munsch 43/42.47

1 Claim, 2 Drawing Sheets



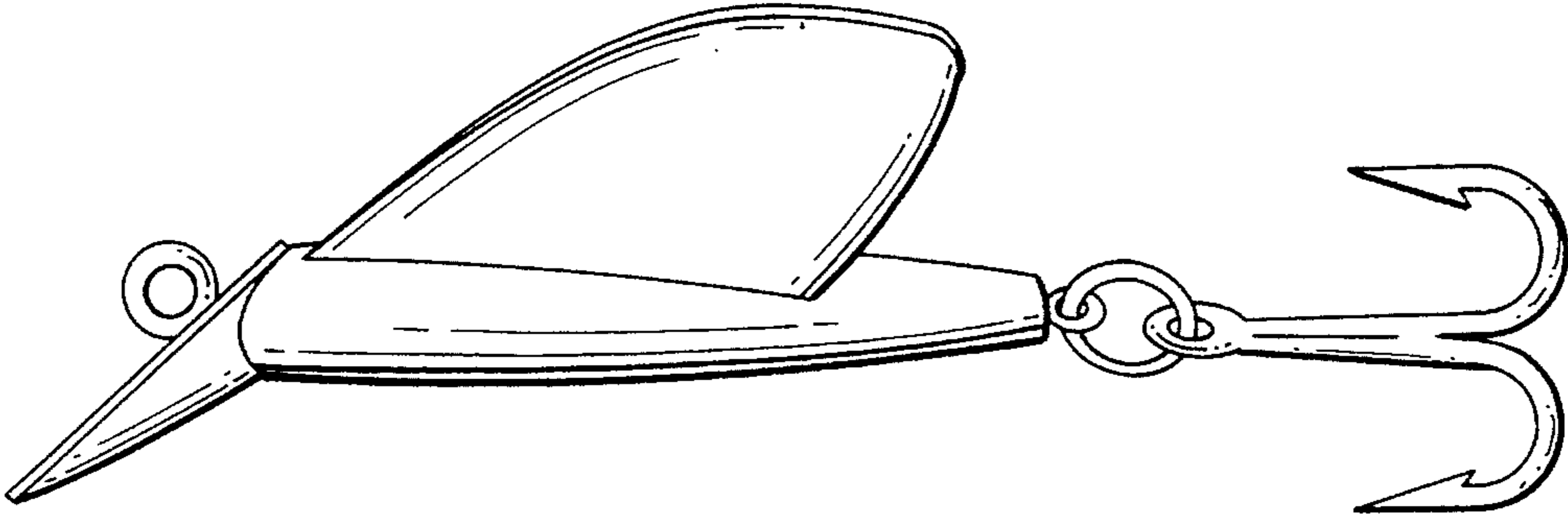


FIG. 1

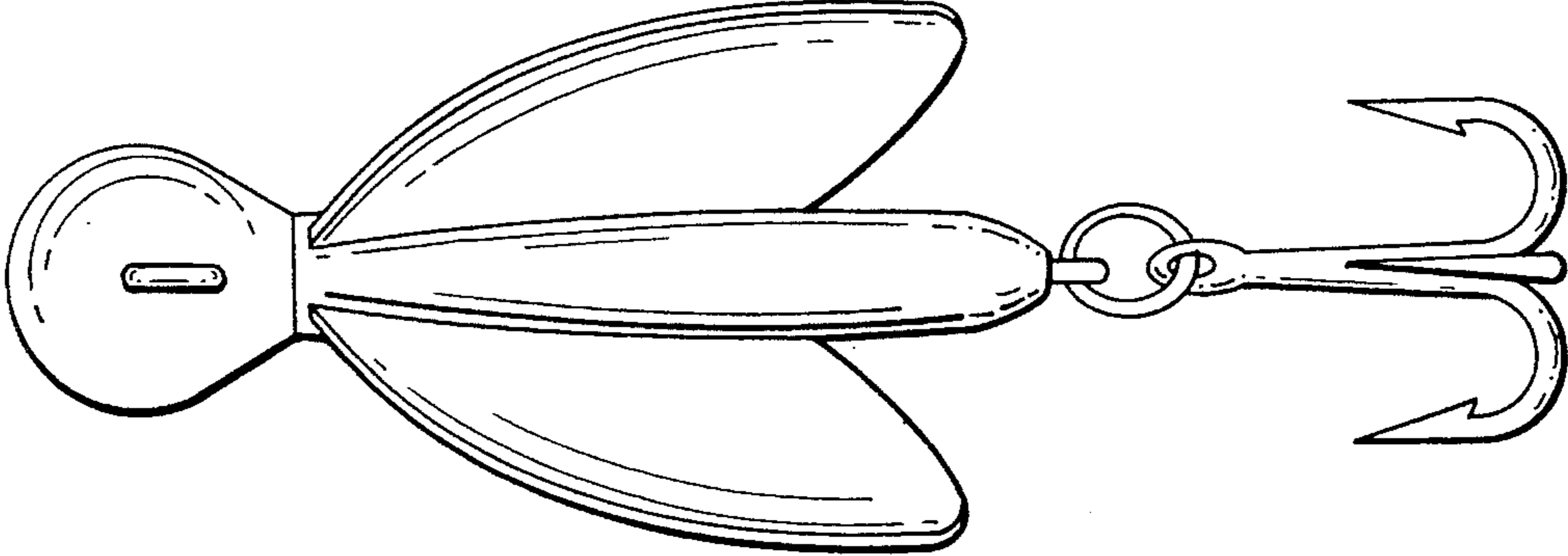


FIG. 2

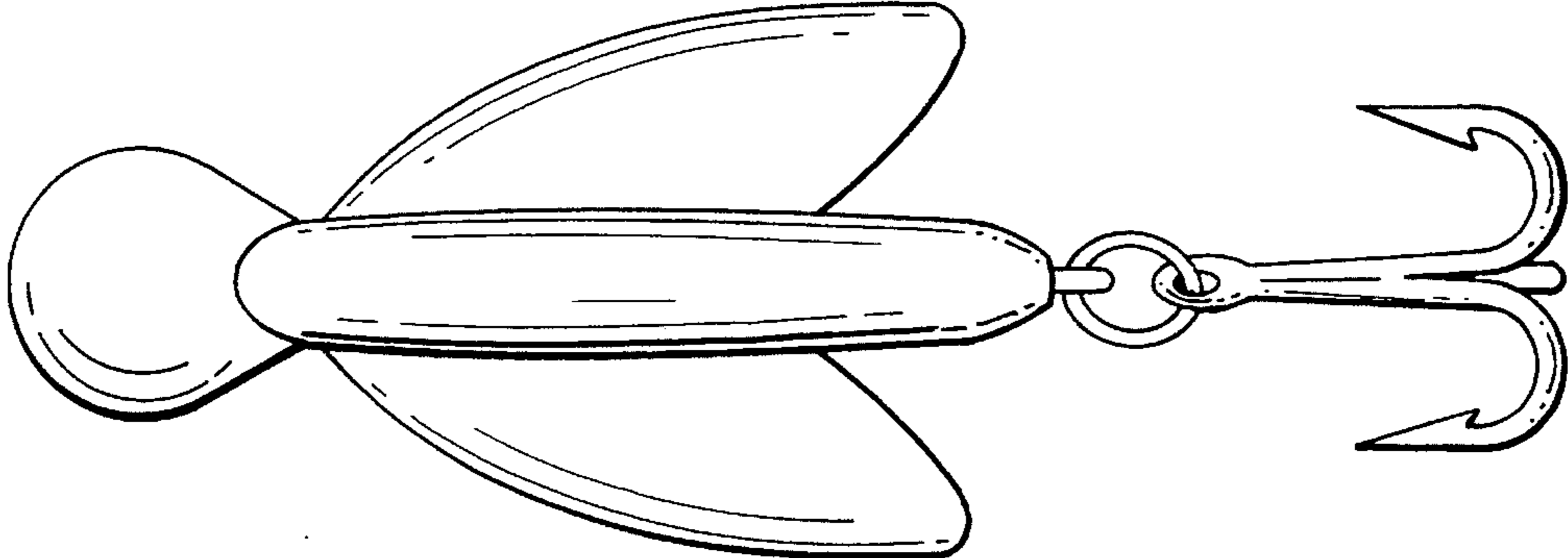


FIG. 3

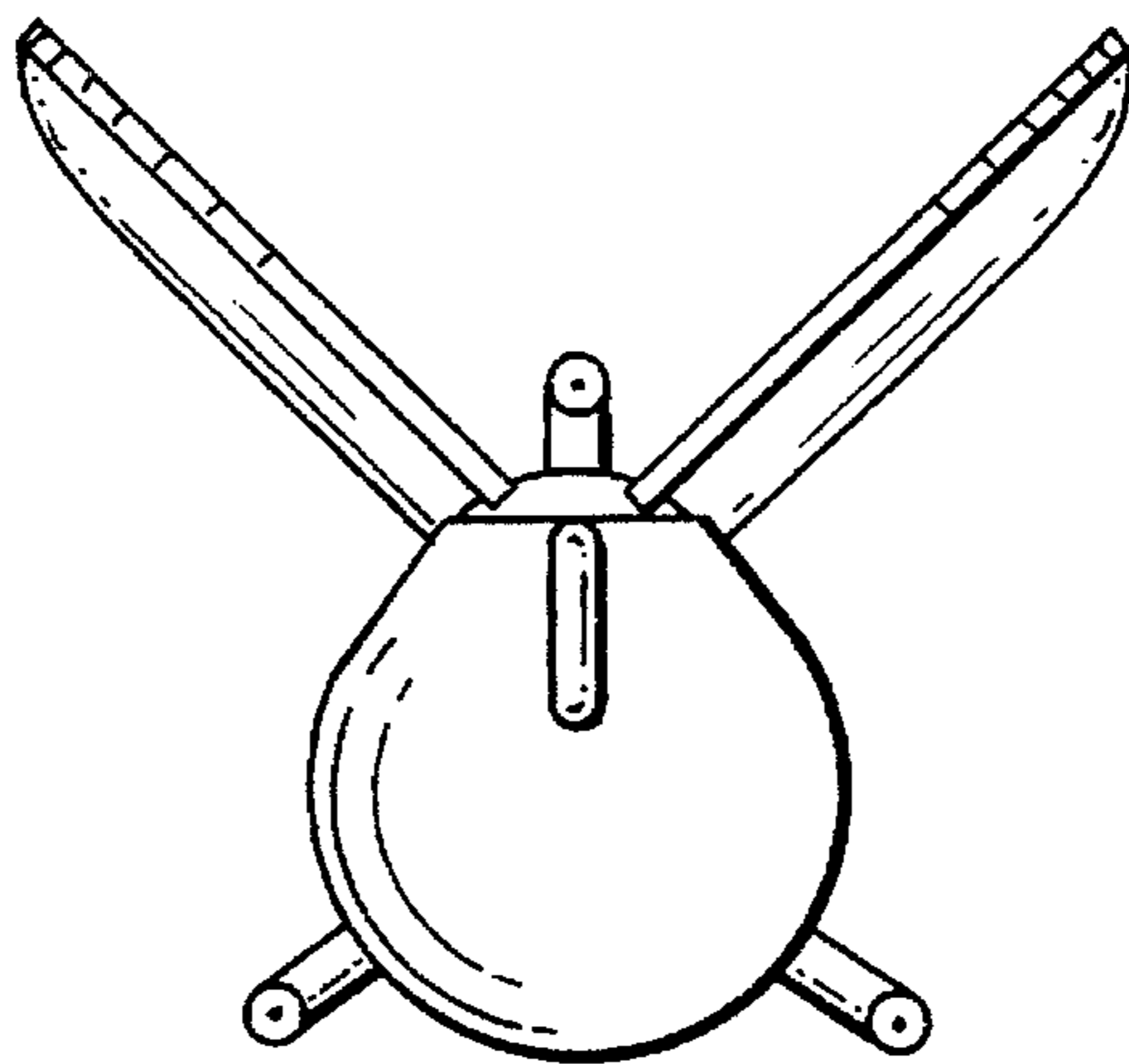


FIG. 4




FIG. 5