



US00D370244S

**United States Patent** [19]  
**Blonski**

[11] **Patent Number: Des. 370,244**

[45] **Date of Patent: \*\*May 28, 1996**

[54] **GRIP FOR A TENNIS RACQUET HANDLE**

*Assistant Examiner*—Mitchell I. Siegel

[75] **Inventor: Brian J. Blonski, Yardley, Pa.**

*Attorney, Agent, or Firm*—White & Case

[73] **Assignee: Prince Sports Group, Inc., Bordentown, N.J.**

[57] **CLAIM**

[\*\*] **Term: 14 Years**

The ornamental design for a grip for a tennis racquet handle, as shown and described.

[21] **Appl. No.: 35,233**

**DESCRIPTION**

[22] **Filed: Feb. 17, 1995**

[52] **U.S. Cl. .... D21/222; D21/212**

[58] **Field of Search .... D21/212, 213, D21/222; 273/81 R, 81 B, 75**

FIG. 1 is a front elevational view of a grip for a tennis racket handle showing my new design, the undisclosed opposite side being identical; and,

[56] **References Cited**

**U.S. PATENT DOCUMENTS**

- D. 306,054 2/1990 Chen ..... D21/212
- 4,478,416 10/1984 Gibello ..... D21/212 X
- 4,984,793 1/1991 Chen ..... 273/75

FIG. 2 is a side view thereof, the undisclosed opposite side being identical.

**OTHER PUBLICATIONS**

Golf Day; Summer 1991; p. 5; Golf club grips, top of page (A-J).

The broken line showing of the neck and fragmented head portion of the tennis racket is for illustrative purposes only and forms no part of the claimed design.

*Primary Examiner*—Ted Shooman

**1 Claim, 1 Drawing Sheet**

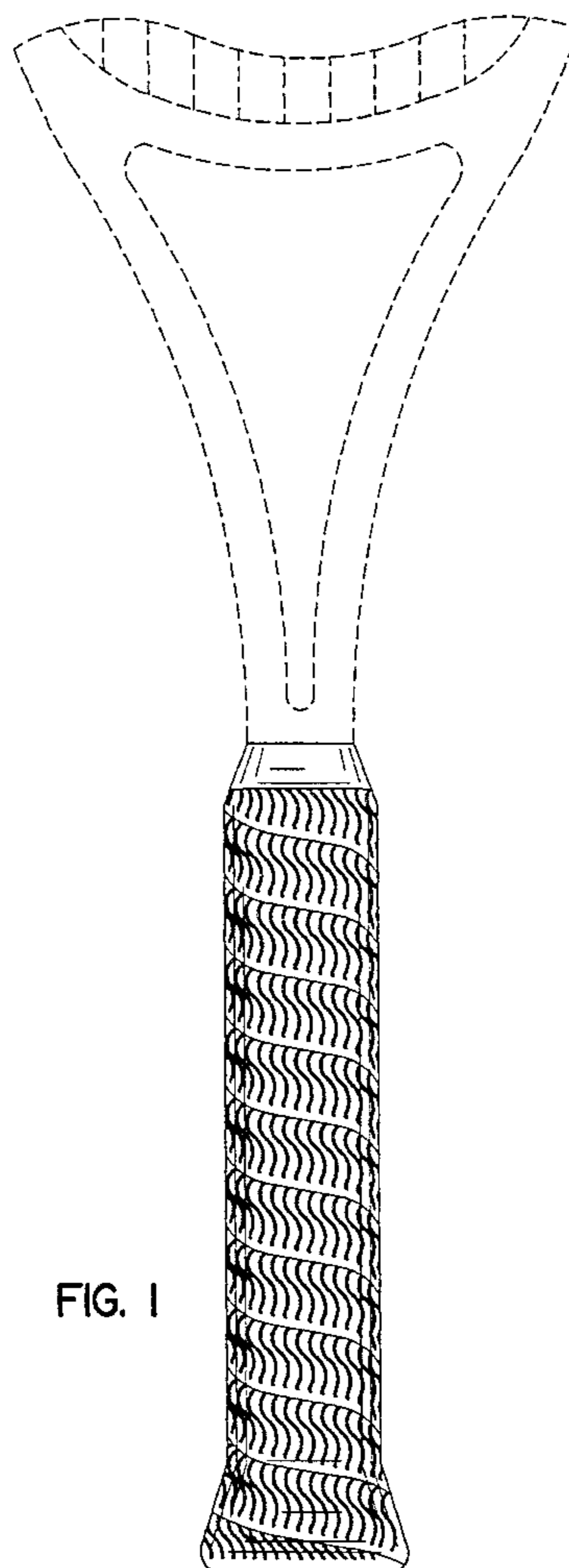


FIG. 1

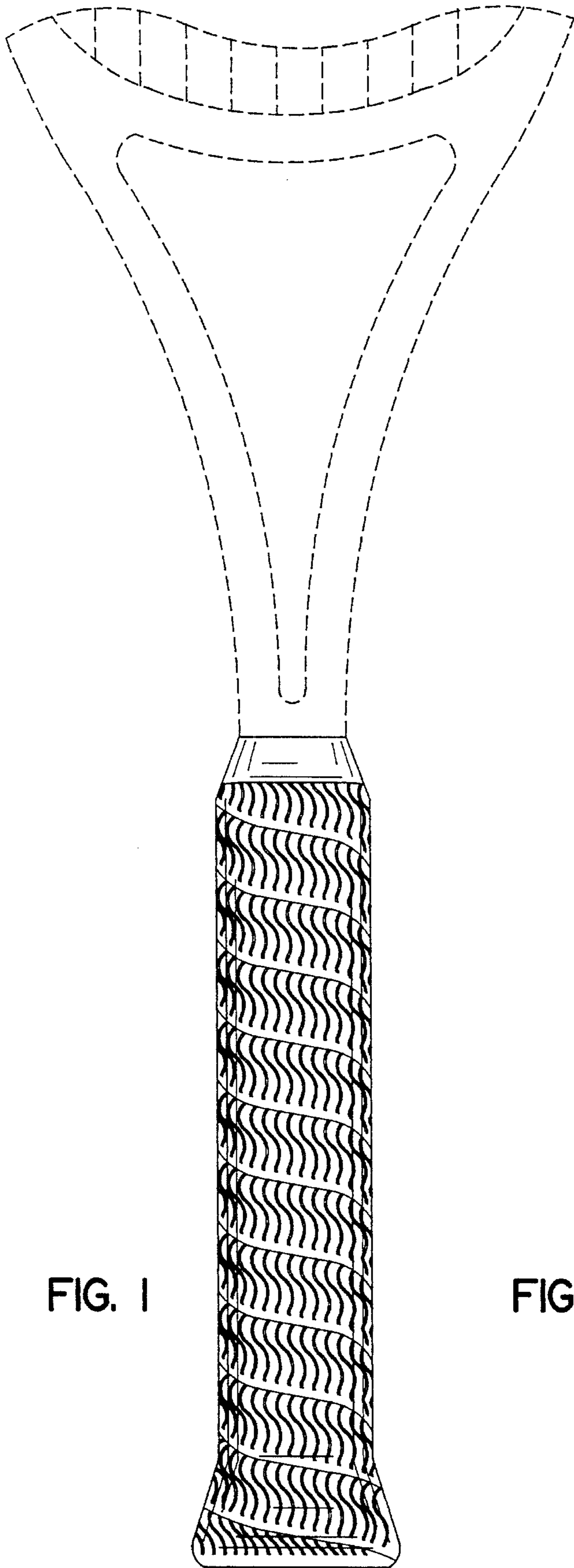


FIG. 1

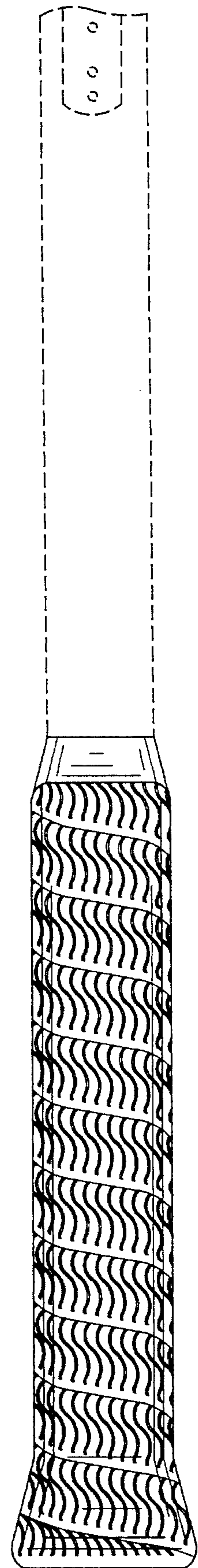


FIG. 2