



US00D370236S

United States Patent [19] Stockman

[11] Patent Number: **Des. 370,236**

[45] Date of Patent: ****May 28, 1996**

[54] GUM BALL MACHINE

D. 333,681 3/1993 Stern D20/7
2,759,632 8/1956 Ussery et al. 221/155

[76] Inventor: **Wayne A. Stockman**, 809 N. First St.,
Plymouth, Ind. 46563

FOREIGN PATENT DOCUMENTS

[**] Term: **14 Years**

2185342 7/1987 United Kingdom D20/1 X

[21] Appl. No.: **9,715**

Primary Examiner—Bernard Ansher
Assistant Examiner—M. Siegel

[22] Filed: **Jun. 21, 1993**

[57] **CLAIM**

[52] U.S. Cl. **D20/7**

[58] Field of Search D20/1, 3, 7, 4;
194/255, 258, 350, 296; 221/155, 240,
245

The ornamental design for a gum ball machine, as shown
and described.

DESCRIPTION

[56] **References Cited**

FIG. 1 is a front view of a gum ball machine showing my
new design;
FIG. 2 is a back view thereof;
FIG. 3 is a right side view thereof, the left side being a mirror
image thereof; and,
FIG. 4 is a top view thereof.

U.S. PATENT DOCUMENTS

D. 112,295 11/1938 Trice D20/3
D. 112,296 11/1938 Trice D20/3 X
D. 124,529 1/1941 Greiner D20/7
D. 145,605 9/1946 Wells D20/4
D. 154,198 6/1949 Emerson D20/1

1 Claim, 2 Drawing Sheets

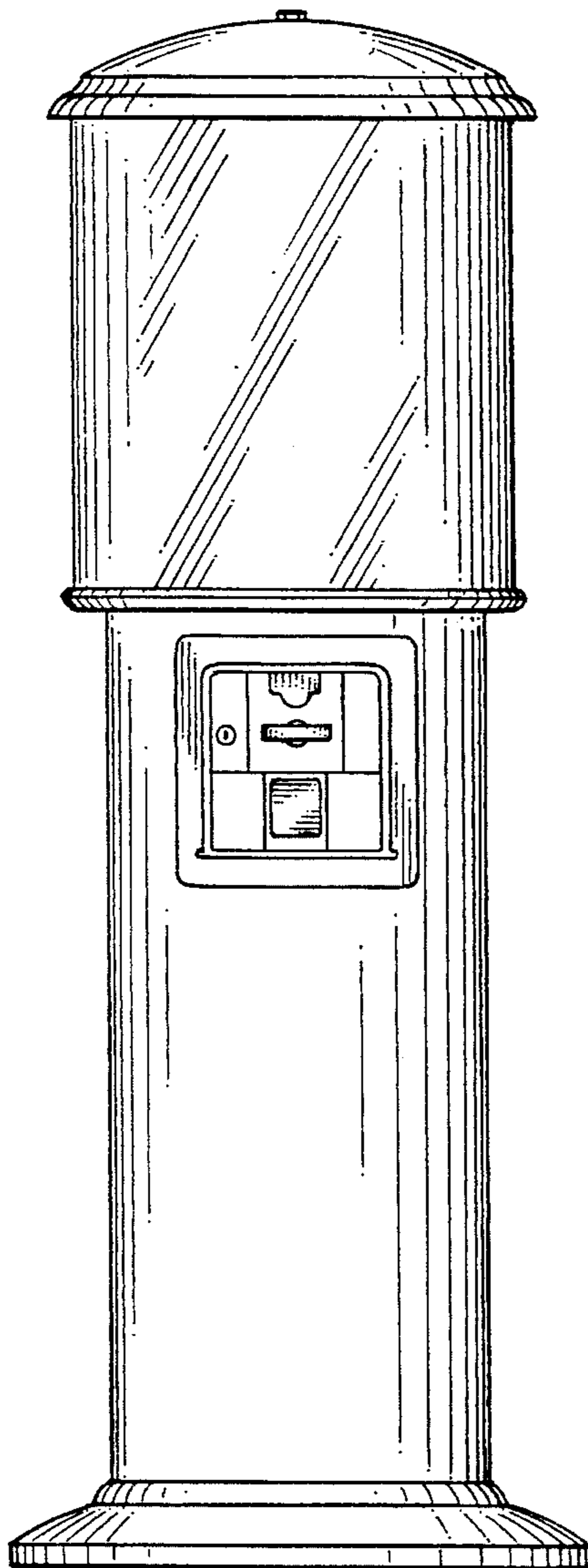


Fig. 1

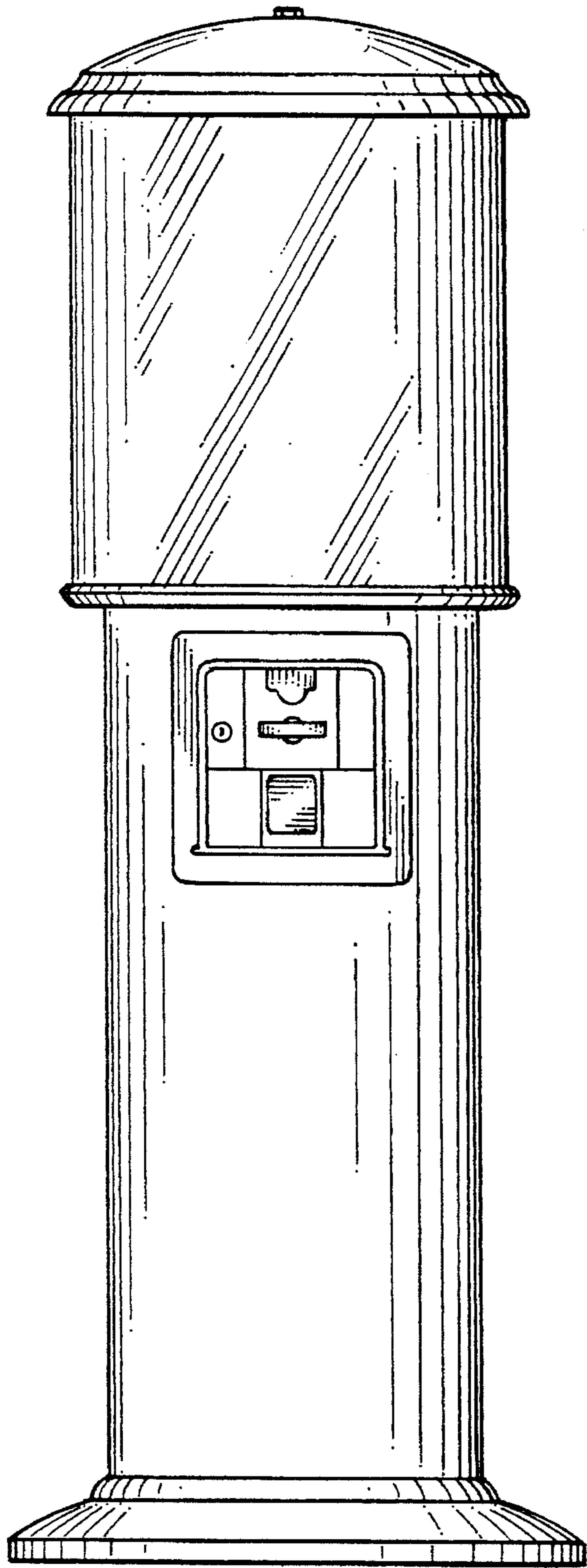


Fig. 2

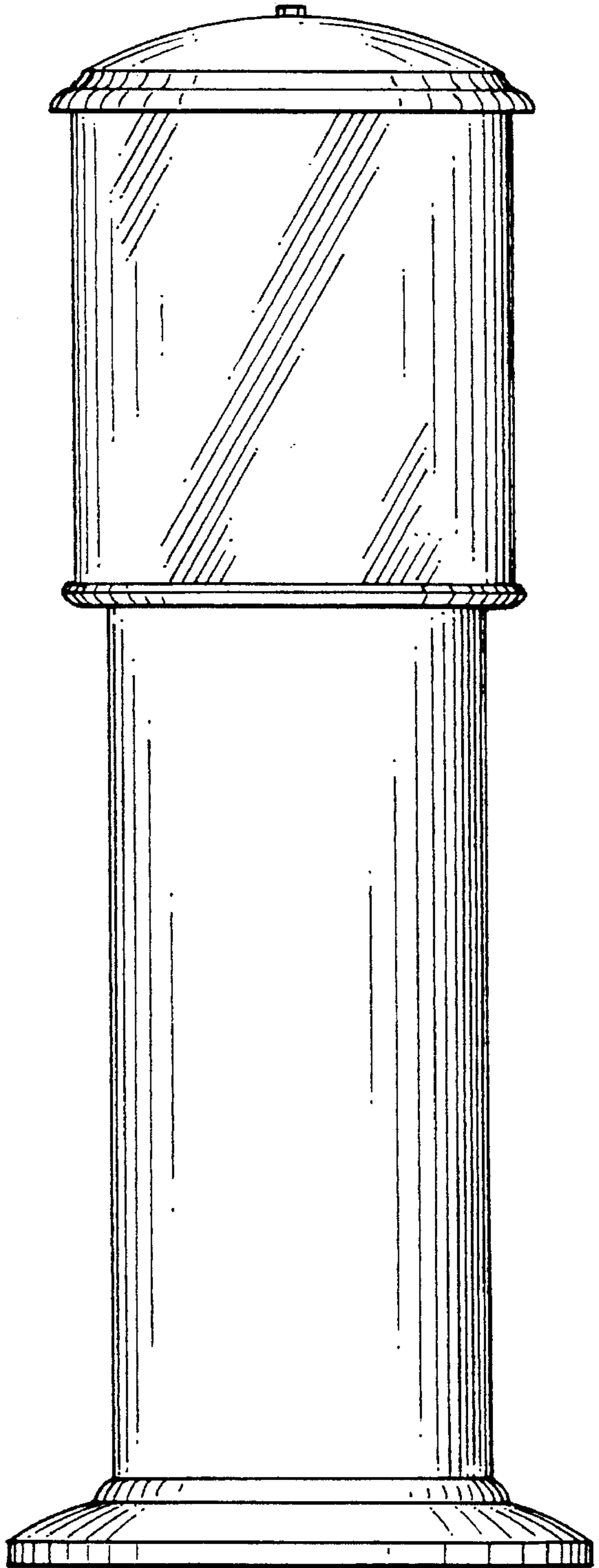


Fig.3

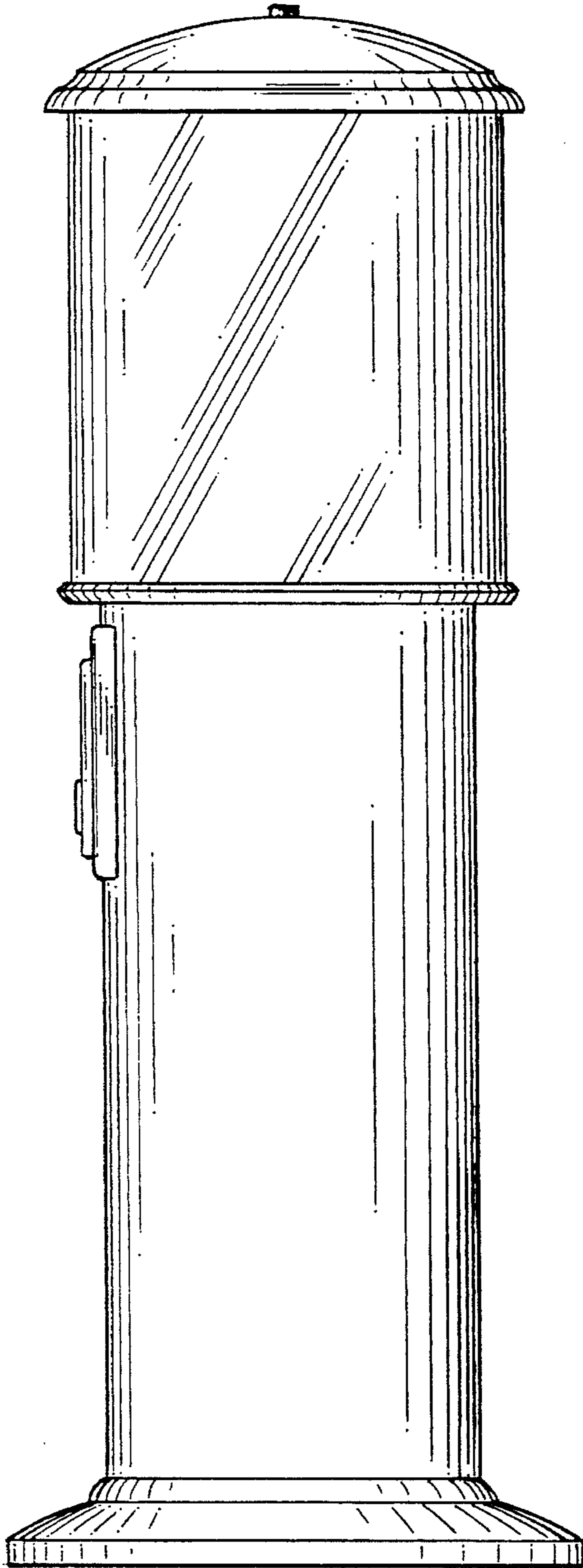


Fig.4

