



US00D370234S

**United States Patent** [19]  
**Johnson**

[11] **Patent Number: Des. 370,234**

[45] **Date of Patent: \*\*May 28, 1996**

[54] **WRITING INSTRUMENT**

2,432,012 12/1947 Hanle ..... 401/221  
4,728,212 3/1988 Spector ..... 401/88

[76] Inventor: **Gary D. Johnson**, 151 Hudson St.,  
New York, N.Y. 10013

*Primary Examiner*—Martie Thompson  
*Attorney, Agent, or Firm*—Frishauf, Holtz, Goodman,  
Langer & Chick

[\*\*] Term: **14 Years**

[21] Appl. No.: **40,908**

[57] **CLAIM**

[22] Filed: **Jun. 29, 1995**

The ornamental design for a writing instrument, as shown.

[52] U.S. Cl. .... **D19/45; D19/47; D19/46**

**DESCRIPTION**

[58] **Field of Search** ..... D19/35, 36, 41-51,  
D19/54-58, 81-85; 401/6, 7, 88, 221

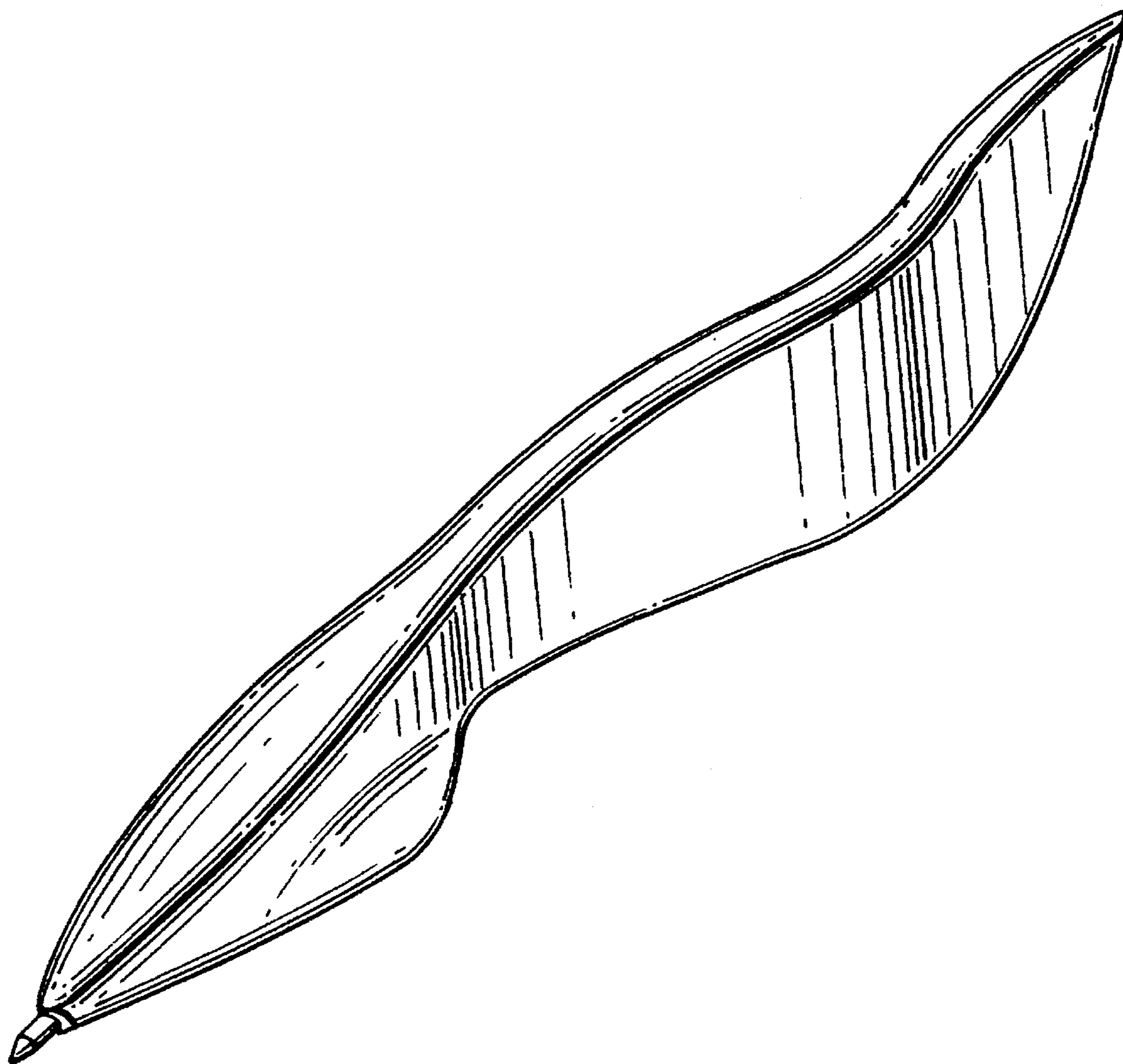
FIG. 1 is a left, top, right perspective view of a writing instrument showing my new design;  
FIG. 2 is a front elevational view thereof;  
FIG. 3 is a top plan view thereof;  
FIG. 4 is a left side view thereof;  
FIG. 5 is a right side view thereof;  
FIG. 6 is a rear elevational thereof; and,  
FIG. 7 is a bottom plan view thereof.

[56] **References Cited**

**U.S. PATENT DOCUMENTS**

D. 181,861	1/1958	Lamb	.....	D19/45
D. 194,522	2/1963	Allegretti	.....	D19/45 X
D. 333,837	3/1993	Peersmann	.....	D19/46
D. 359,508	6/1995	Debbas	.....	D19/47
D. 361,345	8/1995	Chen	.....	D19/49

**1 Claim, 2 Drawing Sheets**



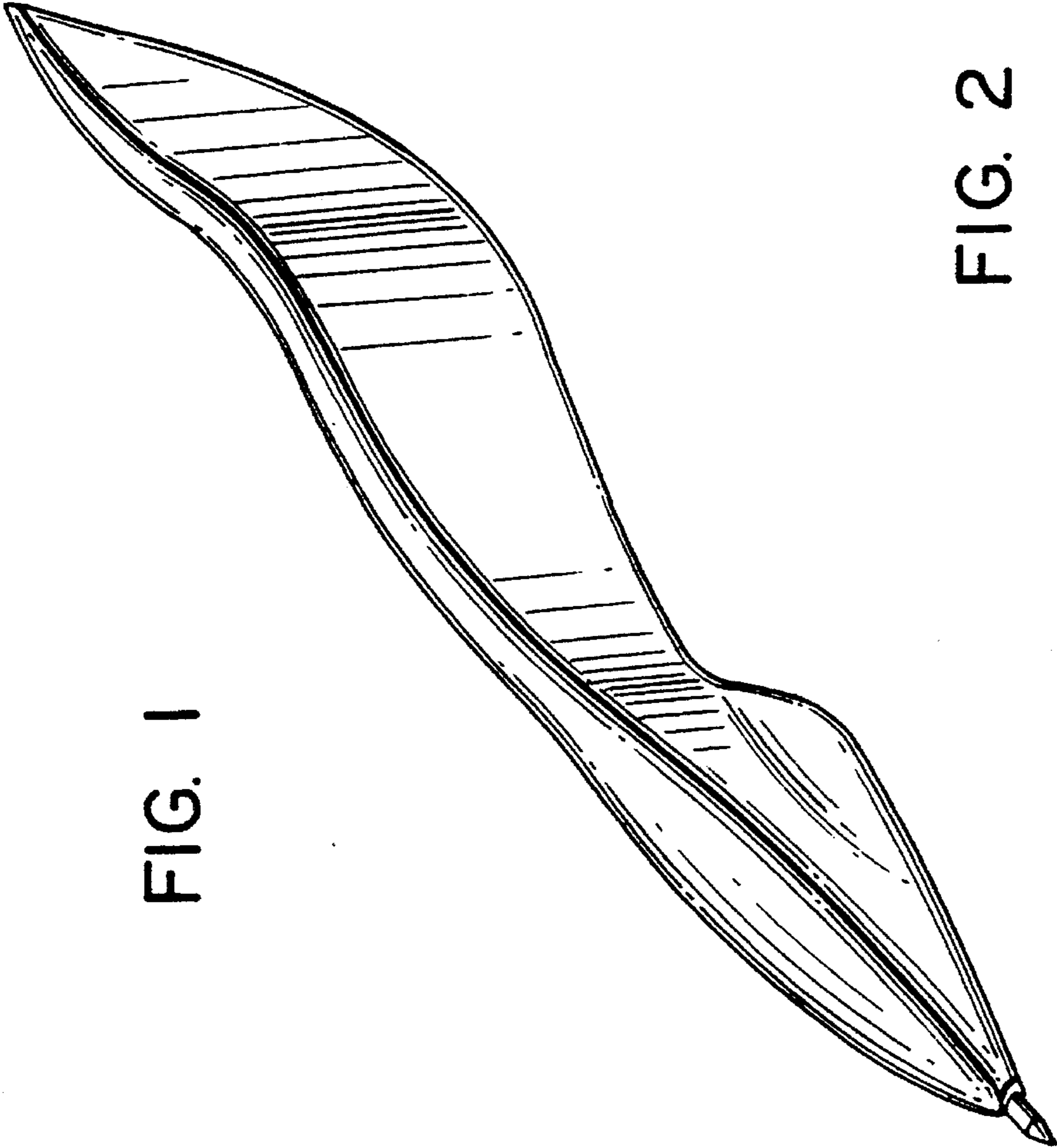


FIG. 1

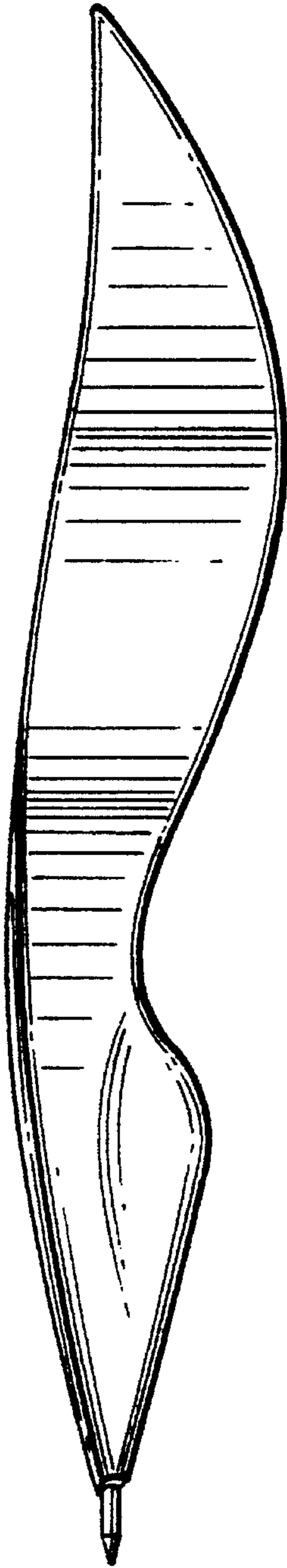


FIG. 2

FIG. 3

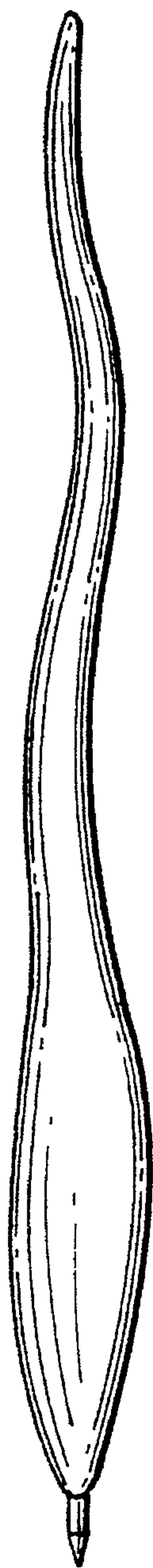


FIG. 4

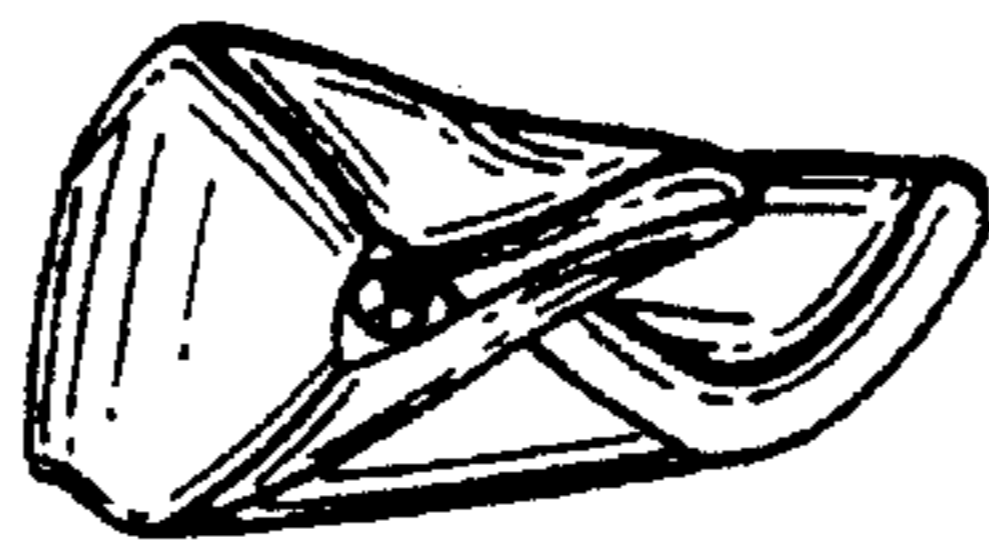


FIG. 5



FIG. 6

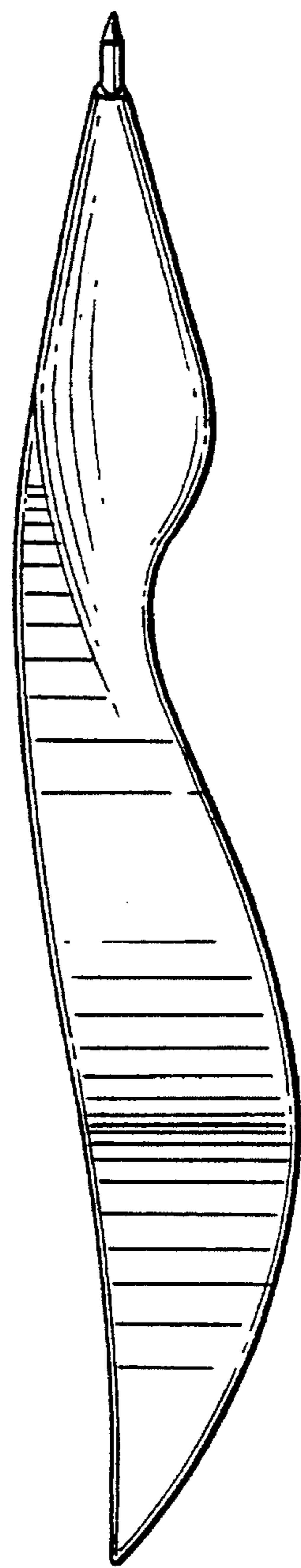


FIG. 7

