



US00D370229S

# United States Patent [19]

Gotham et al.

[11] Patent Number: **Des. 370,229**

[45] Date of Patent: **\*\*May 28, 1996**

[54] **FILM CARRIER FOR A READER/PRINTER UNIT**

5,140,374 8/1992 Jagielski et al. .... 355/45

[75] Inventors: **David R. Gotham**, Rochester, N.Y.;  
**William H. Cushman**, Irving, Tex.;  
**Robert J. Meyer**, Spencerport, N.Y.

[73] Assignee: **Eastman Kodak Company**, Rochester, N.Y.

[\*\*] Term: **14 Years**

[21] Appl. No.: **19,079**

[22] Filed: **Feb. 22, 1994**

[52] U.S. Cl. .... **D16/235**

[58] **Field of Search** ..... D16/221-225,  
D16/235; 353/27 R, 27 A, 74; 355/44,  
45, 64, 75

[56] **References Cited**

**U.S. PATENT DOCUMENTS**

D. 271,208	11/1983	Daggett et al. ....	D16/235
D. 329,247	9/1992	Westoby et al. ....	D16/223
3,898,004	8/1975	Tiger .....	355/45
4,497,572	2/1985	Beachem .....	355/45

**OTHER PUBLICATIONS**

Micro Design catalog, XIDEX, 2 sheets.  
Micro Design Catalog, p. 2.

*Primary Examiner*—Ted Shooman  
*Assistant Examiner*—Adir Aronovich  
*Attorney, Agent, or Firm*—Dennis R. Arndt

[57] **CLAIM**

The ornamental design for a film carrier for a reader/printer unit, as shown.

**DESCRIPTION**

FIG. 1 is a front and right perspective view of a film carrier for a reader/printer unit showing our new design; FIG. 2 is an enlarged right side elevational view thereof; FIG. 3 is an enlarged left side elevational view thereof; FIG. 4 is a front elevational view thereof; FIG. 5 is a rear elevational view thereof; FIG. 6 is a bottom plan view thereof; and, FIG. 7 is an enlarged top plan view thereof.

**1 Claim, 7 Drawing Sheets**


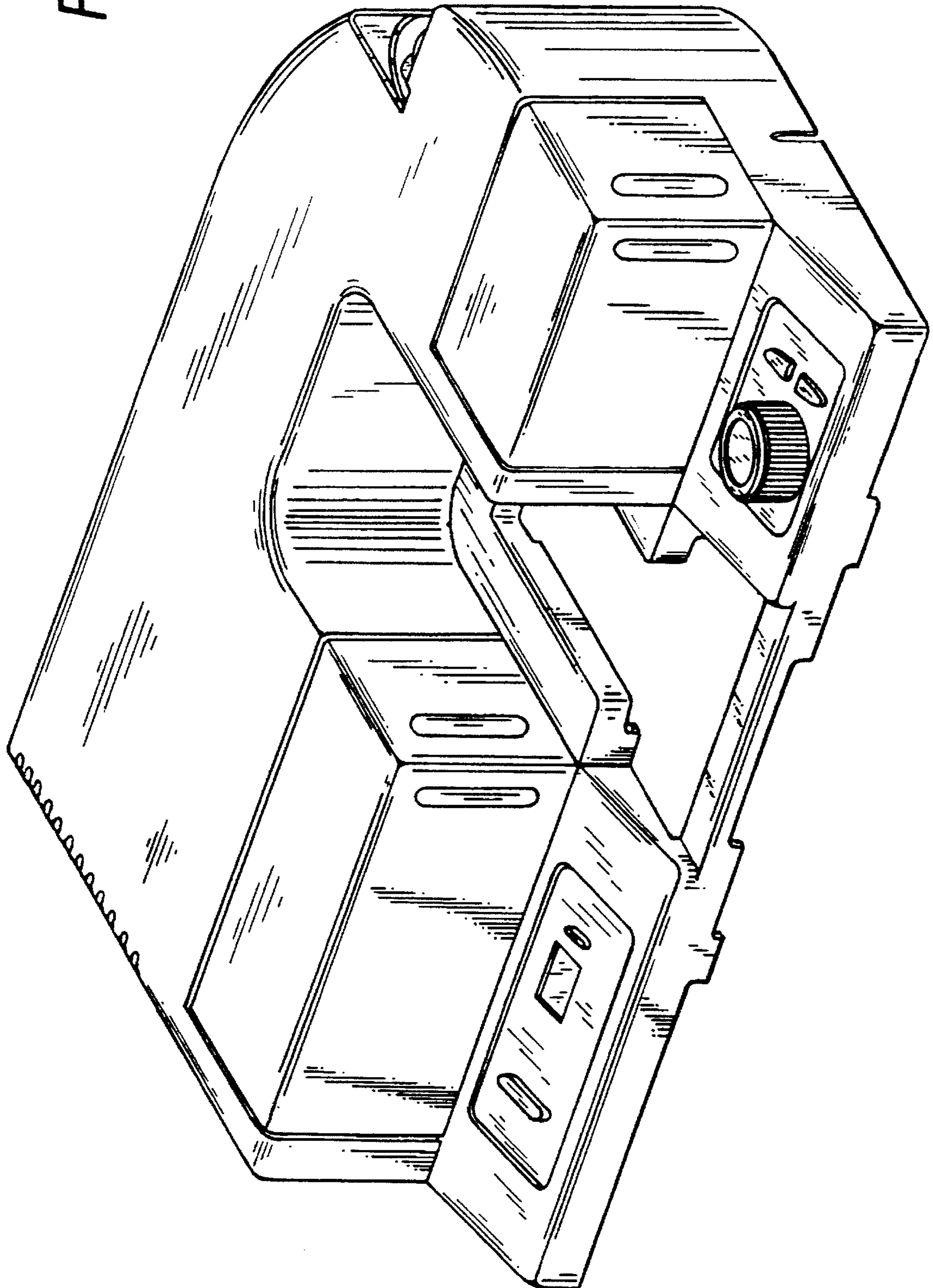


FIG. 1






FIG. 2






FIG. 3




FIG. 4




FIG. 5

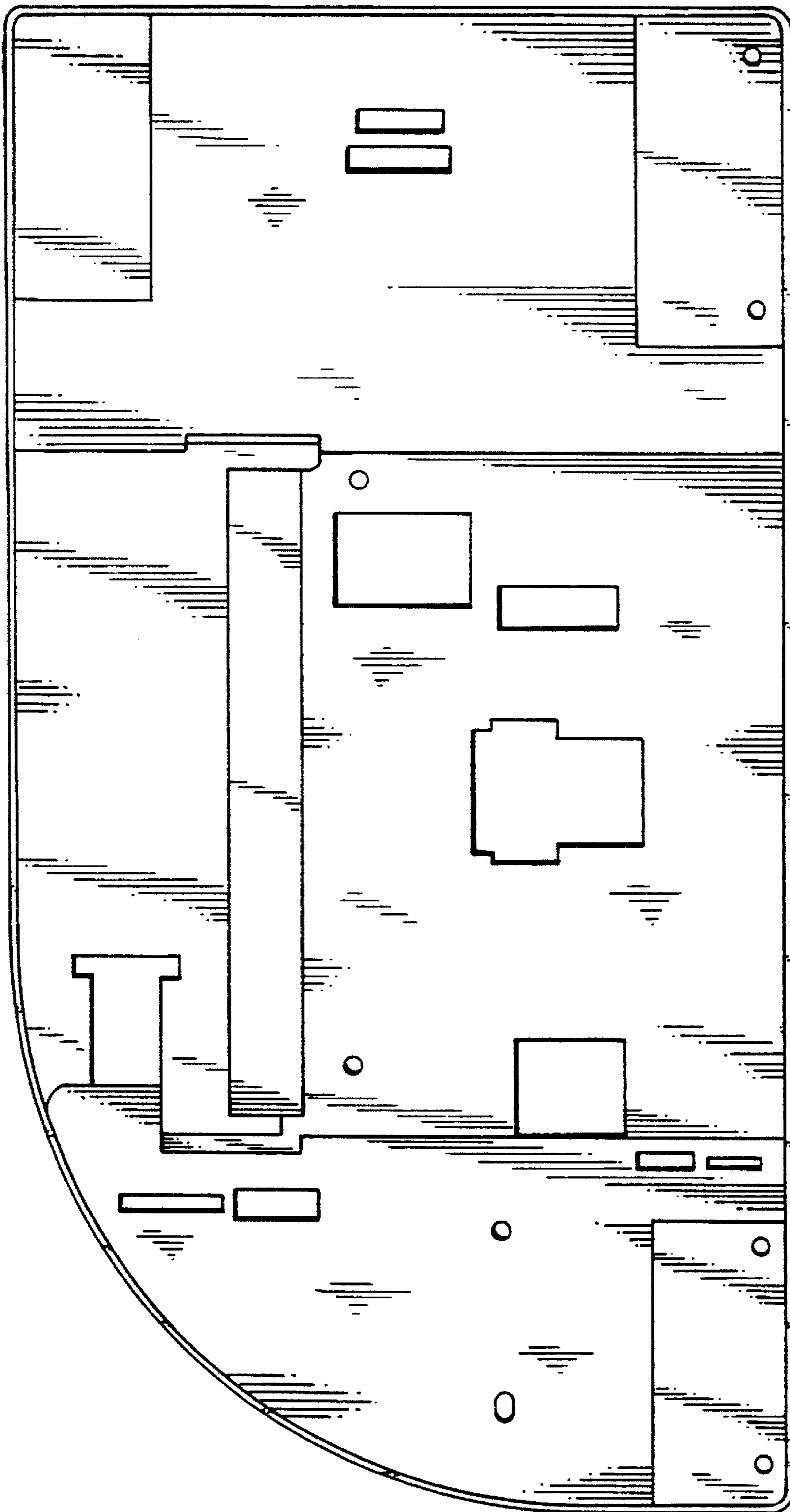


FIG. 6

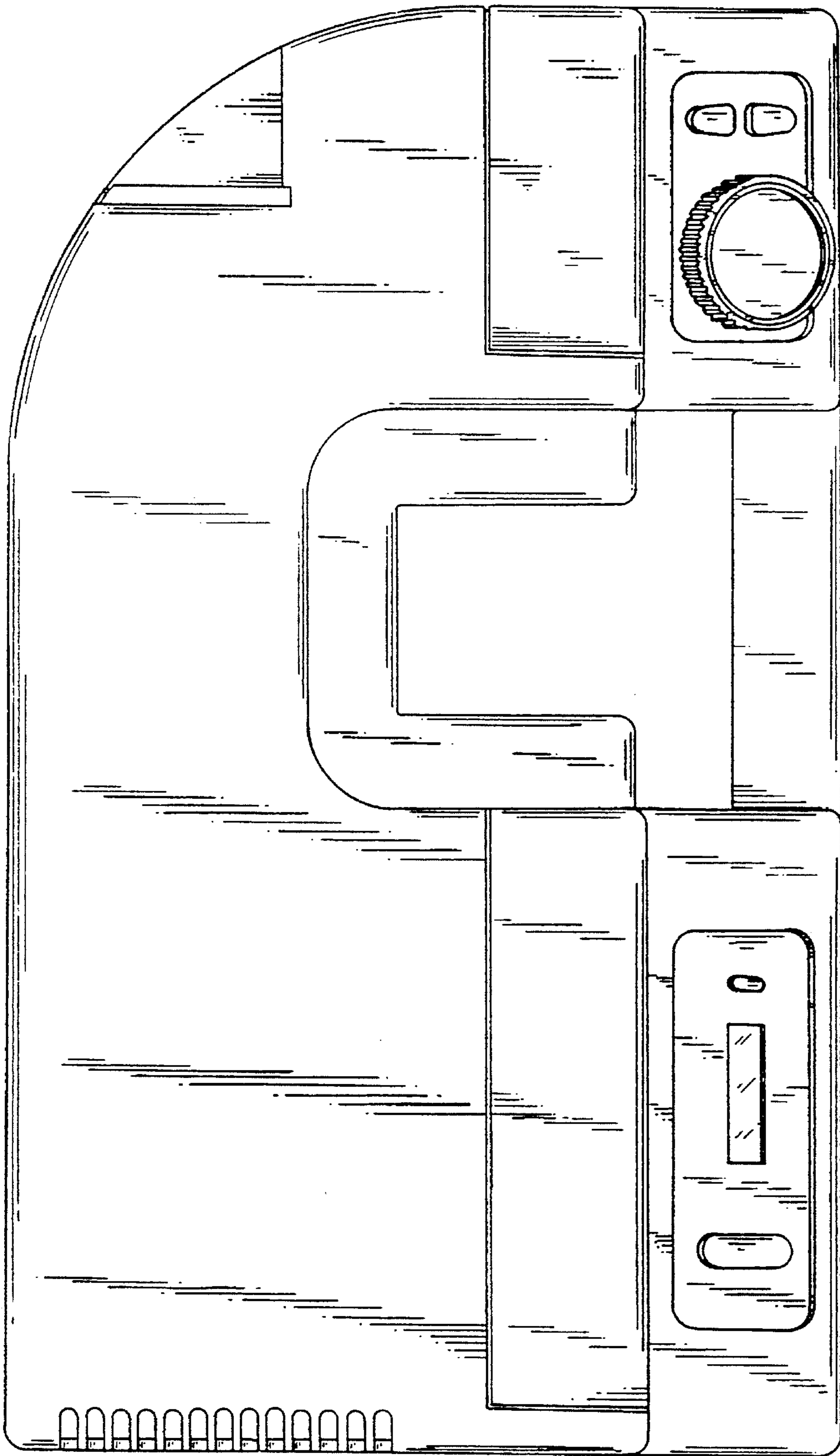


FIG. 7