



US00D370222S

# United States Patent [19]

[11] Patent Number: **Des. 370,222**

**Kajita et al.**

[45] Date of Patent: **\*\*May 28, 1996**

[54] **PORTABLE RADIO TELEPHONE**

D. 363,483 10/1995 Tanaka ..... D14/138  
4,672,685 6/1987 Phillips et al. .... 455/89

[75] Inventors: **Takashi Kajita; Takato Yokouchi**, both of Tokyo, Japan

**OTHER PUBLICATIONS**

[73] Assignee: **Kabushiki Kaisha Toshiba**, Kawasaki, Japan

Mobile Office Jun. 1993, p. 78, Audiovox Telephone. Catalog of a Portable Radio Telephone described as "TACS MINIMO".  
Catalog of a Portable Radio Telephone Described as "Mova".

[\*\*] Term: **14 Years**

*Primary Examiner*—Jeffrey Asch  
*Attorney, Agent, or Firm*—Oblon, Spivak, McClelland, Maier, & Neustadt

[21] Appl. No.: **40,345**

[22] Filed: **Jun. 15, 1995**

[30] **Foreign Application Priority Data**

[57] **CLAIM**

Jan. 31, 1995 [JP] Japan ..... 7-2120

[52] U.S. Cl. .... **D14/138; D14/147**

The ornamental design for a portable radio telephone, as shown and described.

[58] Field of Search ..... D14/137, 138, D14/140, 142, 149-151, 147-148, 240, 248, 116; 379/58-61, 433-436, 440, 419, 420, 428, 454, 455; 455/90, 89

**DESCRIPTION**

[56] **References Cited**

**U.S. PATENT DOCUMENTS**

- D. 334,926 4/1993 Hunt et al. .... D14/147 X
- D. 343,172 1/1994 Watanabe ..... D14/138
- D. 351,159 10/1994 Nakano ..... D14/138
- D. 354,284 1/1995 White ..... D14/138
- D. 355,184 2/1995 Yokouchi ..... D14/138
- D. 355,185 2/1995 Watanabe ..... D14/138
- D. 356,561 3/1995 Berry ..... D14/138
- D. 356,563 3/1995 Berry ..... D14/138
- D. 363,280 10/1995 Watanabe et al. .... D14/138

FIG. 1 is a front, top and right side perspective view of a portable radio telephone with the antenna extended, showing our new design;  
FIG. 2 is a front elevational view thereof;  
FIG. 3 is a right side elevational view thereof;  
FIG. 4 is a top plan view thereof;  
FIG. 5 is a bottom plan view thereof;  
FIG. 6 is a left side elevational view thereof;  
FIG. 7 is a rear elevational view thereof; and,  
FIG. 8 is an enlarged cross sectional view, taken along the line 8-8 of FIG. 2 with its internal mechanisms omitted.

**1 Claim, 2 Drawing Sheets**

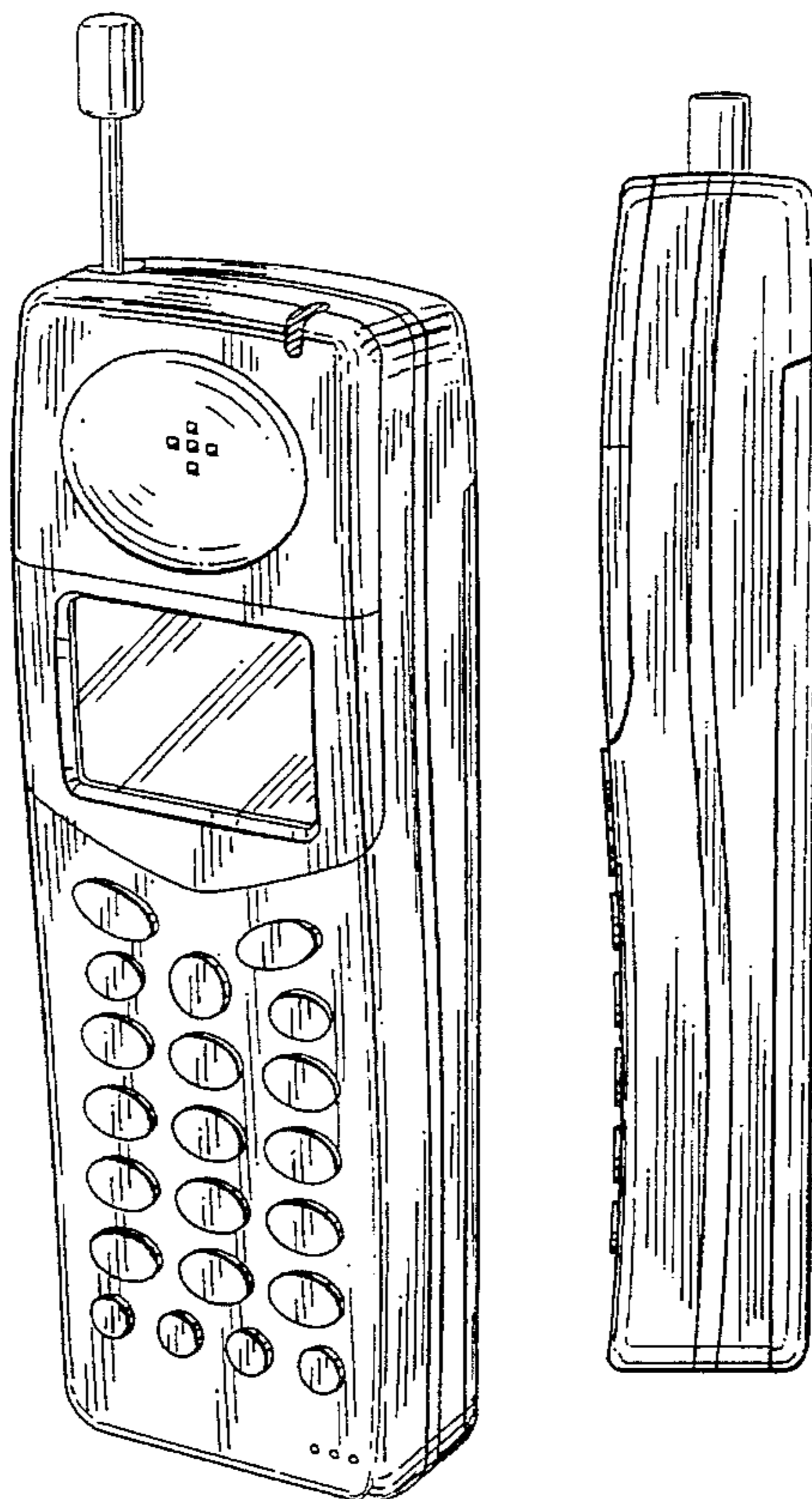


FIG. 1




FIG. 2

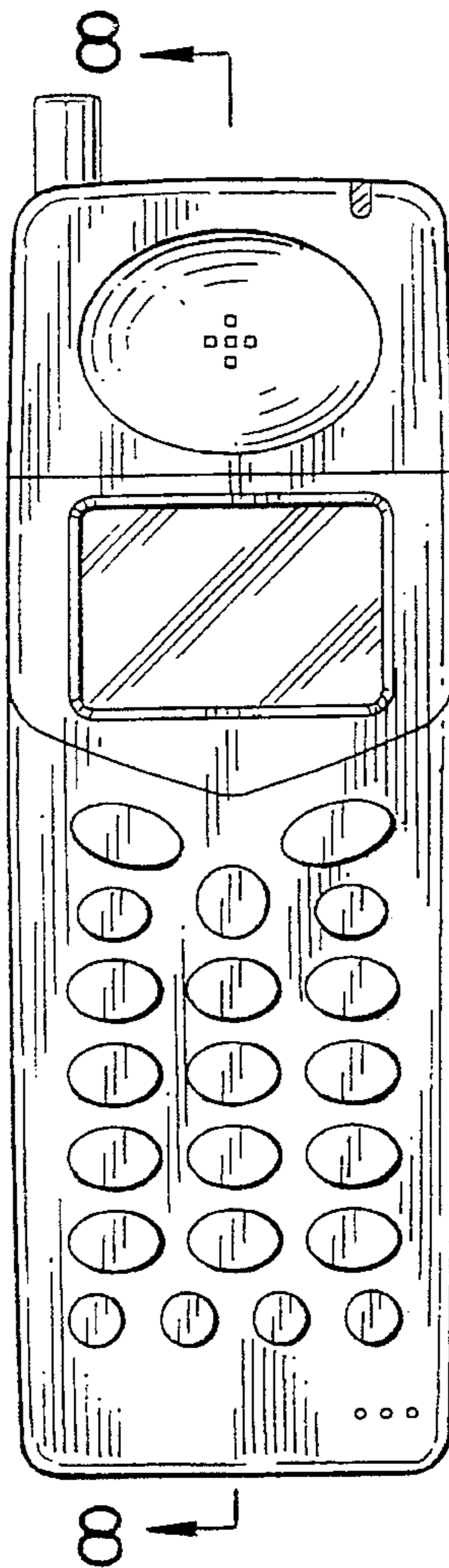


FIG. 3



FIG. 4

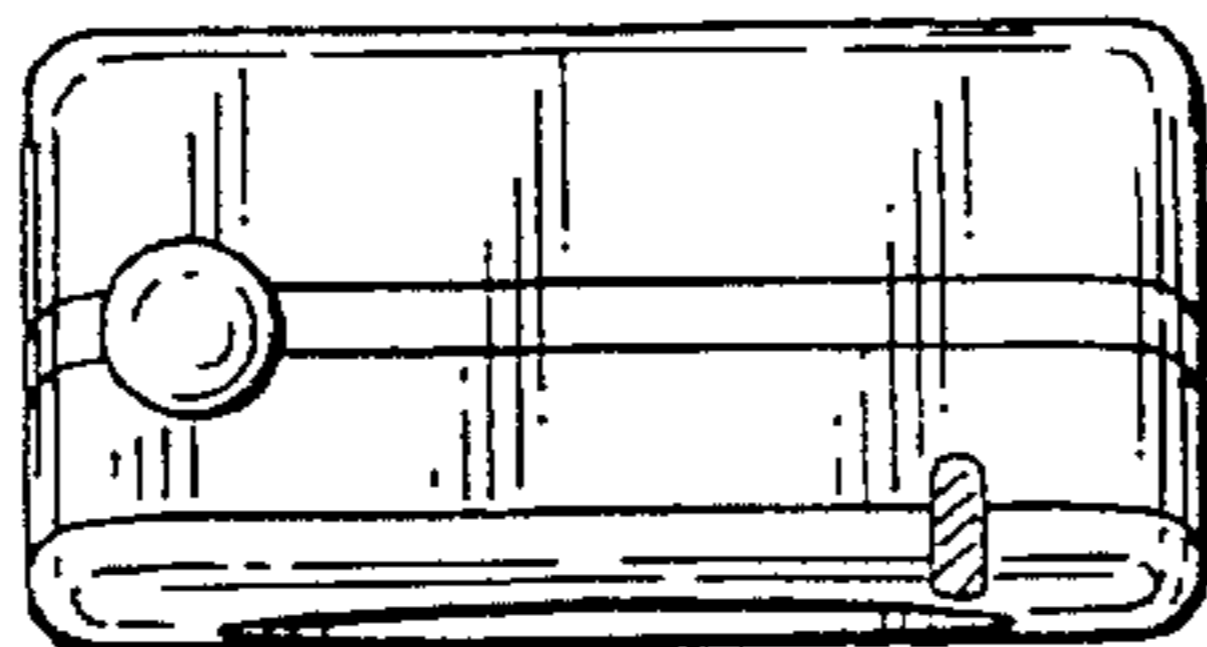


FIG. 5

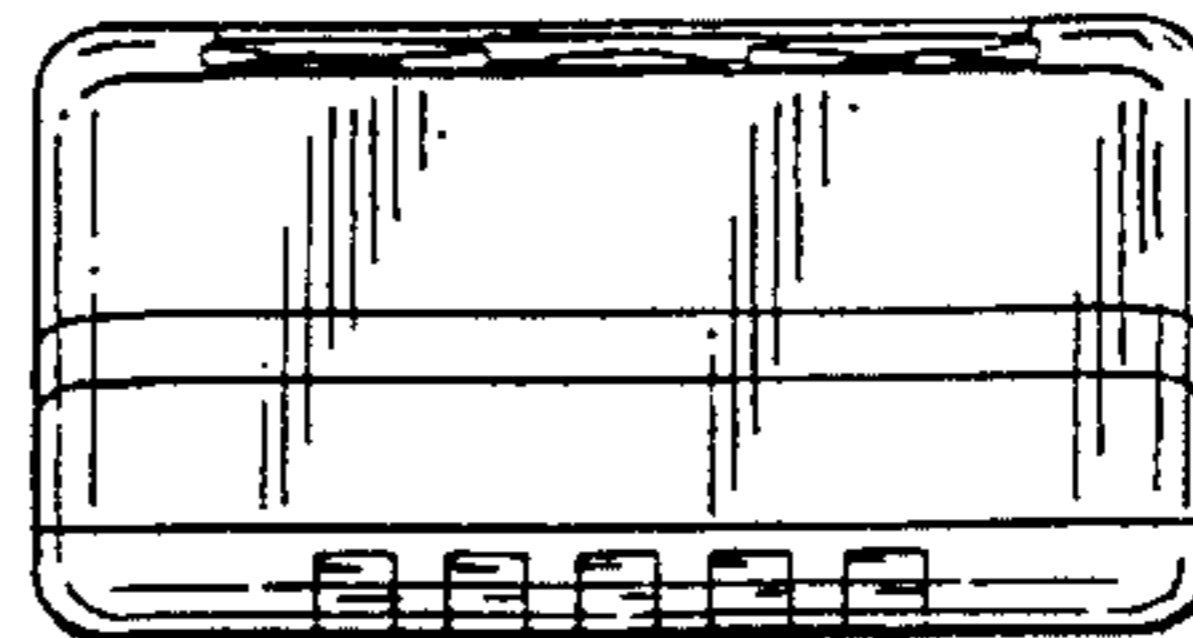


FIG. 6



FIG. 7




FIG. 8

