



US00D370170S

# United States Patent [19]

[11] Patent Number: **Des. 370,170**

Lambourne

[45] Date of Patent: **\*\*May 28, 1996**

## [54] GAS PUMP NOZZLE TRIGGER HOLDER

[76] Inventor: **Kenneth L. Lambourne**, 9792 Ramm Dr., Anaheim, Calif. 92804

[\*\*] Term: **14 Years**

[21] Appl. No.: **37,067**

[22] Filed: **Apr. 3, 1995**

[52] U.S. Cl. .... **D8/349**; D8/354

[58] Field of Search ..... D8/349, 354; D15/9.1; 141/392

### [56] References Cited

#### U.S. PATENT DOCUMENTS

D. 255,321	6/1980	Stelman	.....	D8/349
D. 277,935	3/1985	Beckrot	.....	D8/349 X
D. 282,048	1/1986	Scanlon	.....	D8/349
1,701,447	2/1929	Endsley	.....	248/214

Primary Examiner—A. Hugo Word  
Assistant Examiner—Holly Baynham  
Attorney, Agent, or Firm—Roy A. Ekstrand

## [57] CLAIM

The ornamental design for a gas pump nozzle trigger holder, as shown and described.

## DESCRIPTION

FIG. 1 sets forth a perspective view of a gas pump nozzle trigger holder showing the present invention new design;

FIG. 2 is a rear view thereof;

FIG. 3 is a left side view thereof;

FIG. 4 is a front view thereof;

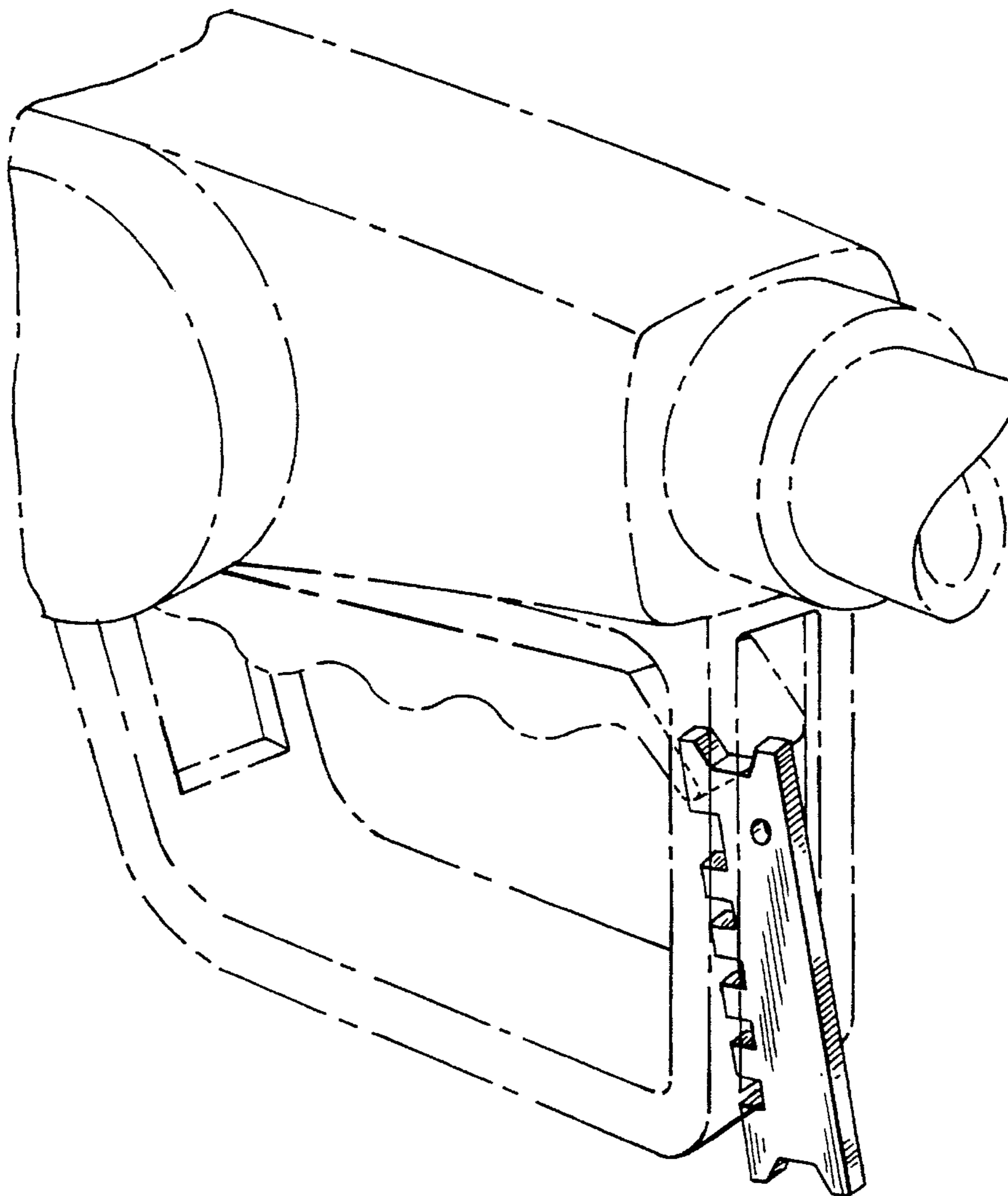
FIG. 5 is a right side view thereof;

FIG. 6 is a top view thereof; and,

FIG. 7 is a bottom view thereof.

The broken line showing of a partial gasoline pump is for illustrative purposes only and forms no part of the claimed design.

1 Claim, 1 Drawing Sheet



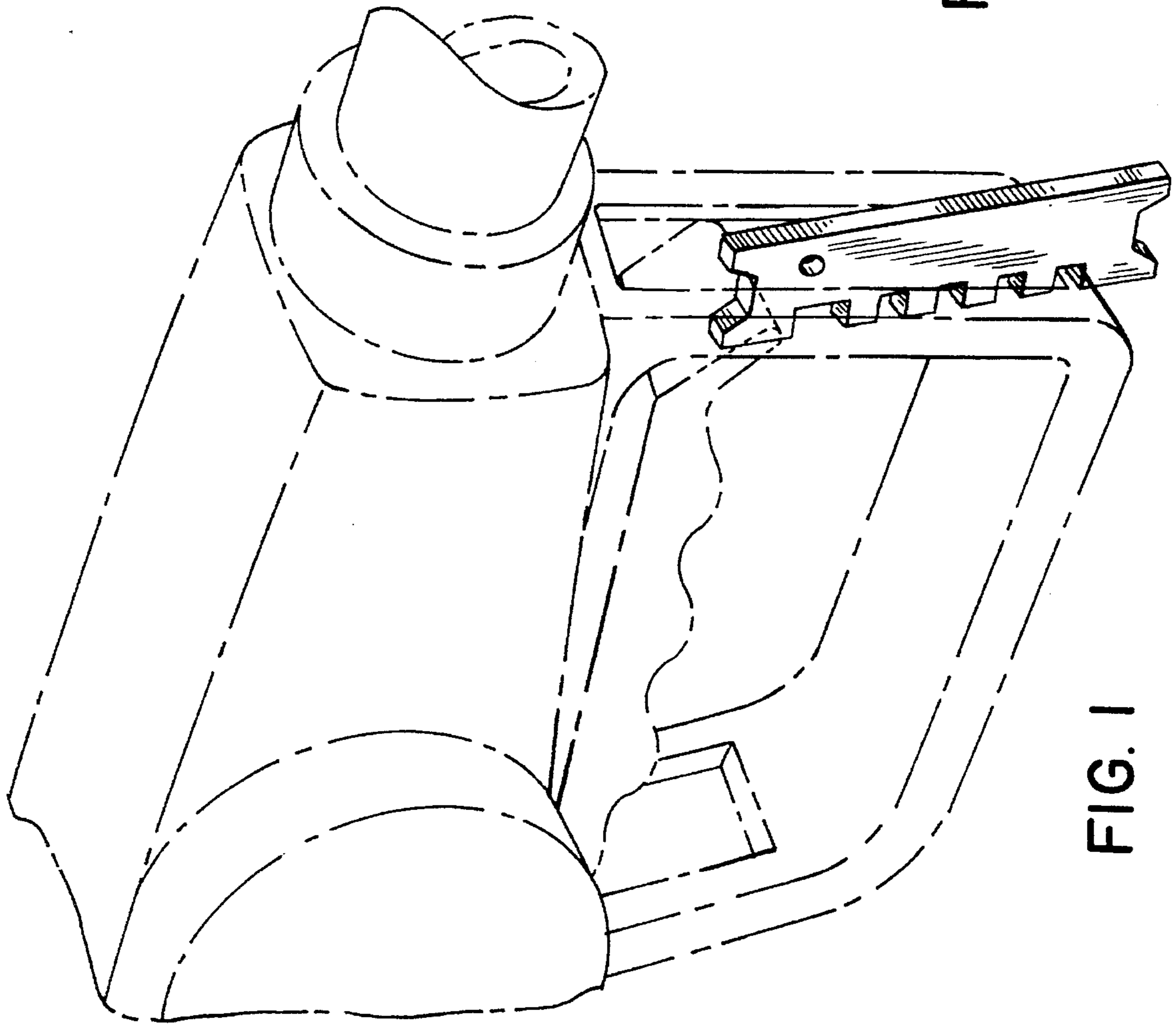


FIG. 1

FIG. 6


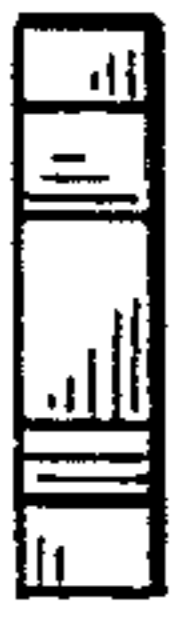


FIG. 2

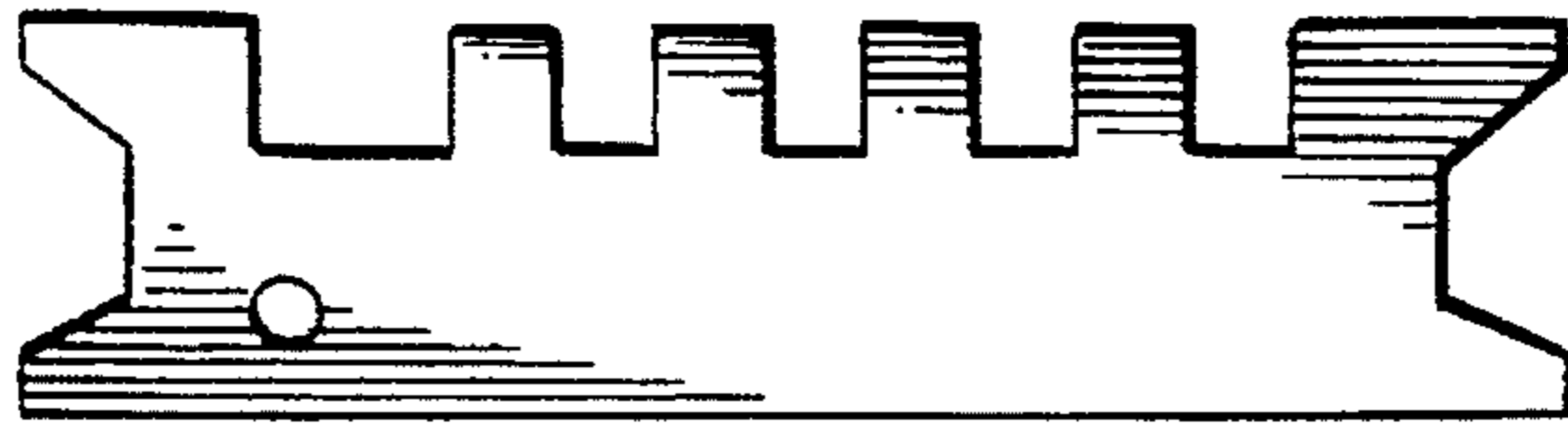


FIG. 3



FIG. 4

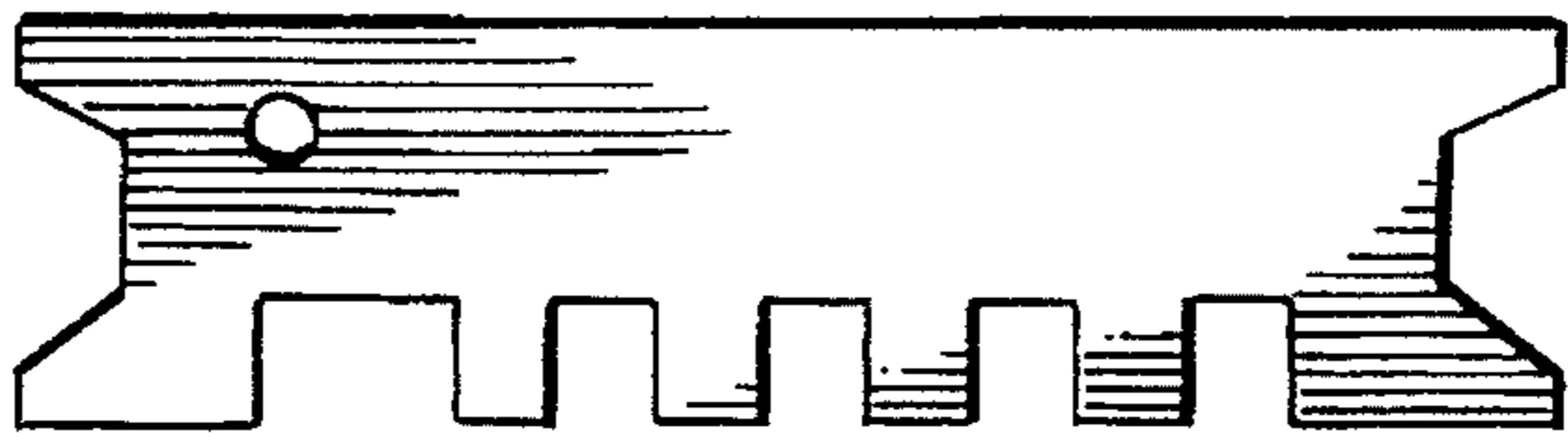


FIG. 5

FIG. 7

