



US00D370161S

United States Patent [19] Snyder

[11] Patent Number: **Des. 370,161**

[45] Date of Patent: ****May 28, 1996**

[54] **ADJUSTABLE PLIERS**

[76] Inventor: **Richard Snyder**, R.R. 5 Box 160,
Bloomsburg, Pa. 17815

[**] Term: **14 Years**

[21] Appl. No.: **20,846**

[22] Filed: **Apr. 4, 1994**

[52] U.S. Cl. **D8/52**

[58] Field of Search D8/14, 51, 52;
81/300, 302, 305, 306, 315, 316, 357, 358,
359, 360

4,922,770 5/1990 Dlugolecki et al. 81/325
 4,957,020 9/1990 Monceret 81/416
 4,989,479 2/1991 Anderson 81/424.5
 5,020,399 6/1991 Annis et al. 81/358
 5,176,049 1/1993 Neff 81/358

Primary Examiner—Ted Shooman
Assistant Examiner—Philip Hyder
Attorney, Agent, or Firm—Terry M. Gernstein

[57] **CLAIM**

The ornamental design for an adjustable plier, as shown and described.

DESCRIPTION

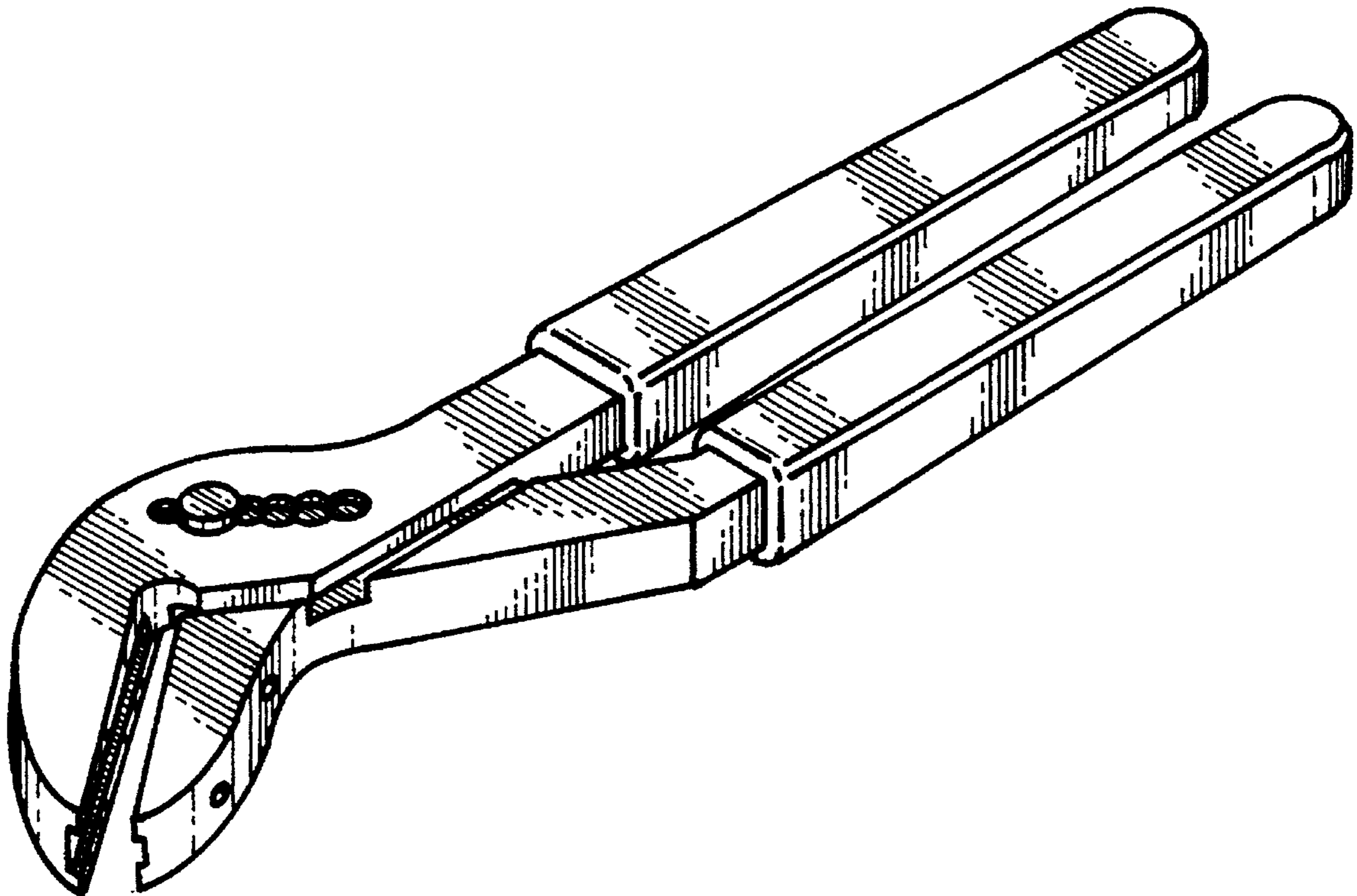
FIG. 1 is a front, top and side perspective view of the adjustable pliers showing my new design;
 FIG. 2 is a front elevational view thereof;
 FIG. 3 is a rear elevational view thereof;
 FIG. 4 is a side elevational view thereof;
 FIG. 5 is a side elevational view thereof;
 FIG. 6 is a top plan view thereof;
 FIG. 7 is a bottom plan view thereof; and,
 FIG. 8 is a perspective view thereof.

1 Claim, 4 Drawing Sheets

[56] **References Cited**

U.S. PATENT DOCUMENTS

D. 143,921	2/1946	Laird	D8/52
D. 178,041	6/1956	Crump	D8/52
D. 258,930	4/1981	Wahlberg	D8/52
2,844,061	7/1958	Hendrickson	81/358
3,847,037	11/1974	Fox	81/424.5
3,894,451	7/1975	Putsch	81/426
4,114,482	9/1978	Houdeshell	81/421
4,386,542	6/1983	Verna	81/420
4,726,265	2/1988	Reich	81/416



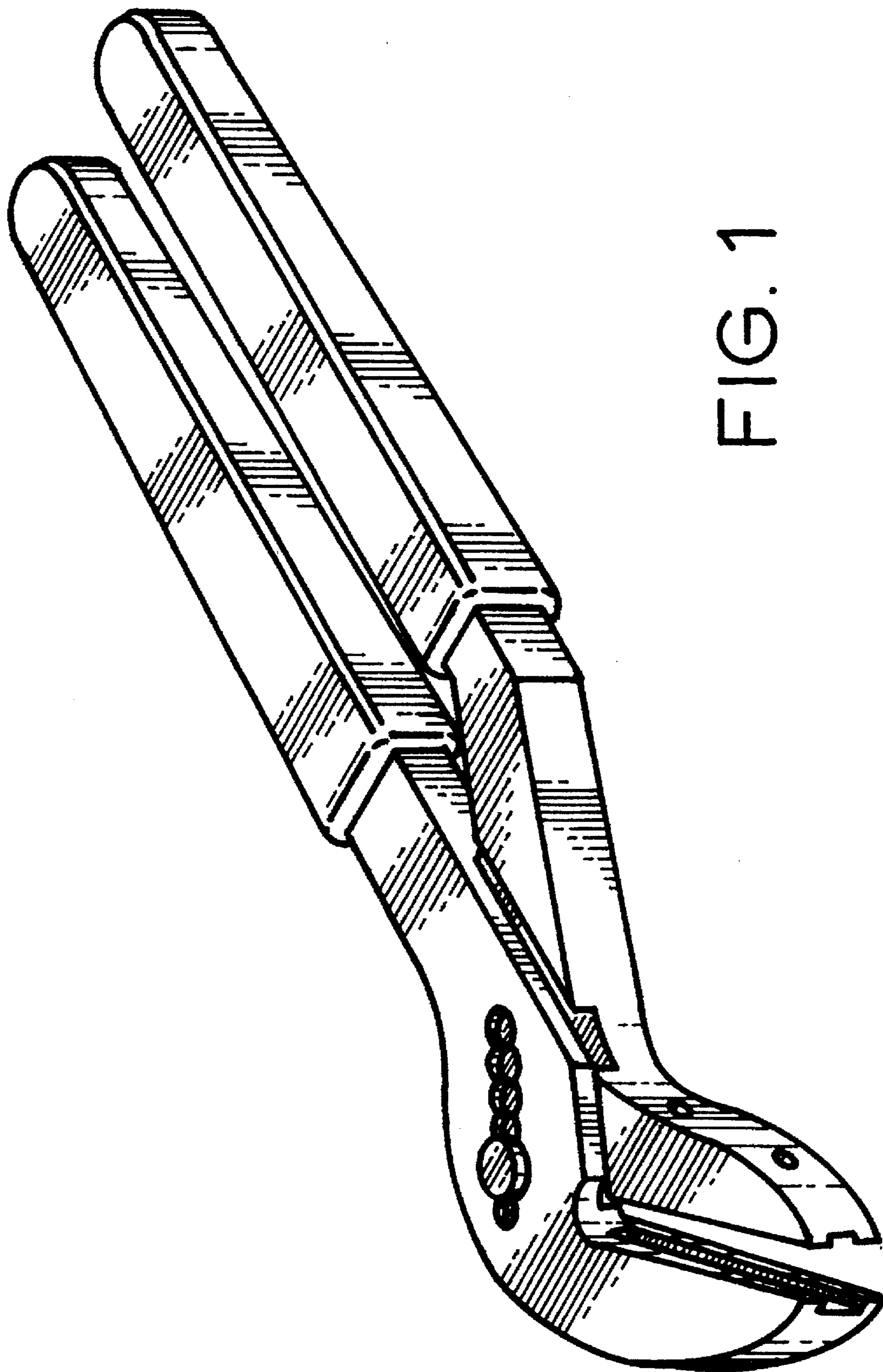


FIG. 1



FIG. 2



FIG. 3



FIG. 4



FIG. 5

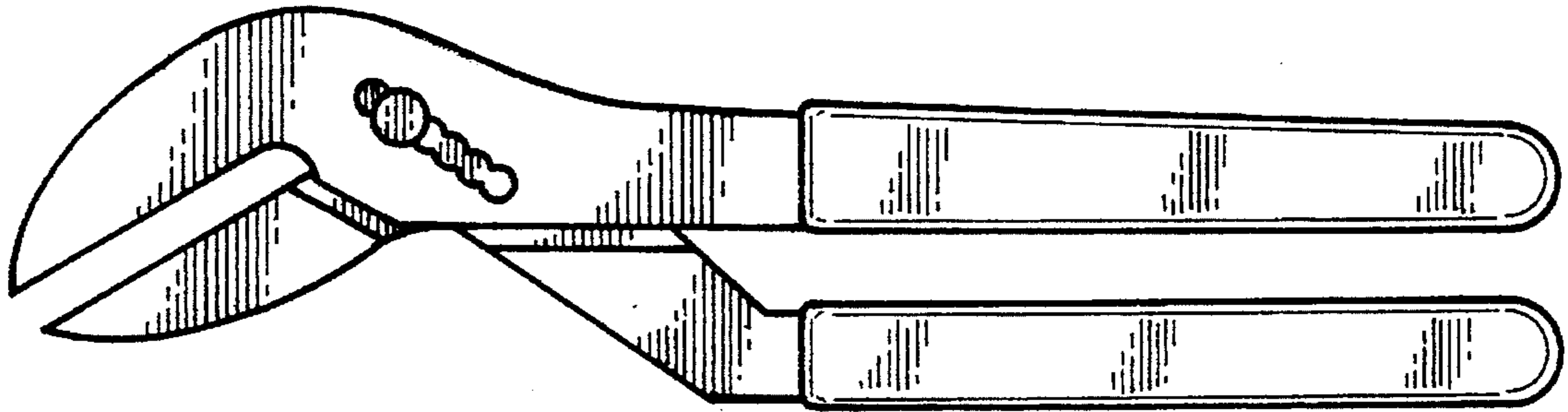


FIG. 6

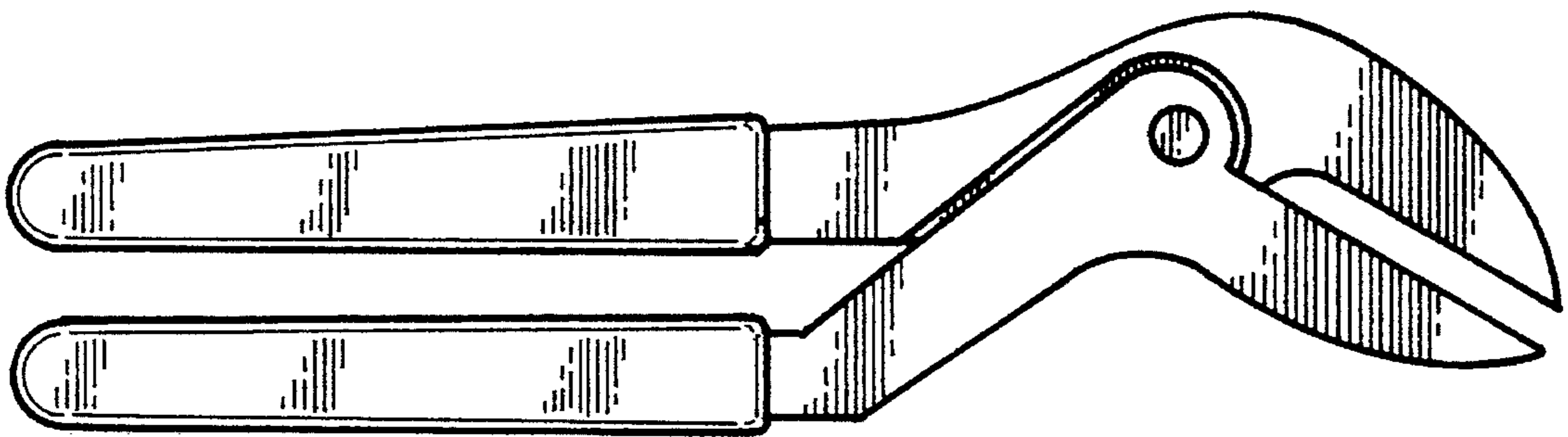


FIG. 7

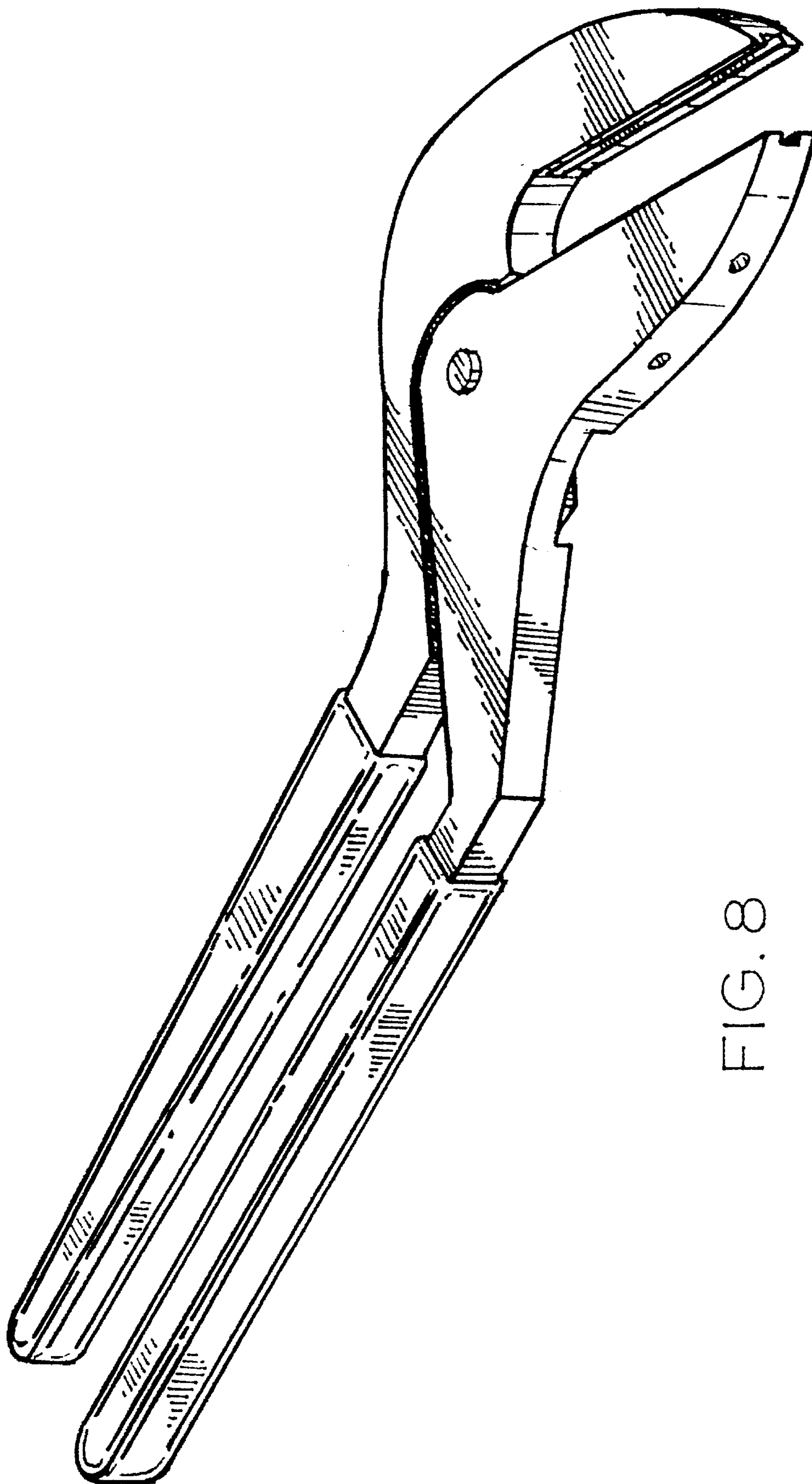


FIG. 8