



US00D370157S

United States Patent [19]

Chen

[11] Patent Number: **Des. 370,157**

[45] Date of Patent: ****May 28, 1996**

[54] **PLATE**

[76] Inventor: **Hung-Hsing Chen**, 172-2 Sir Nei Tsun, Shin-Su Shiang, Tainan Hsien, Taiwan

[**] Term: **14 Years**

[21] Appl. No.: **35,929**

[22] Filed: **Mar. 9, 1995**

[52] U.S. Cl. **D7/543; D7/544; D7/566; D7/567**

[58] **Field of Search** D7/543, 544, 523, D7/539, 571, 588, 551, 586, 585, 584, 557, 556, 555, 554, 553, 552, 551, 550, 549, 548, 547, 506, 502, 538, 540, 565, 560, 566, 567; 220/555, 575, 427; D30/129

[56] **References Cited**

U.S. PATENT DOCUMENTS

D. 11,009	2/1871	Smith	D7/556
D. 122,414	9/1940	Prouty	D7/567
D. 188,339	7/1966	Blumer	D7/566
D. 199,991	1/1965	McManamey	D7/553

D. 211,317	7/1966	Weir	D30/127 X
D. 300,068	2/1989	Pritikin et al.	D30/129
D. 305,512	1/1990	Harris et al.	D7/567
D. 342,806	12/1993	Jones et al.	D7/551 X

OTHER PUBLICATIONS

Leaf Tray (bottom left), The Gift & Art Buyer Oct. 1940, p. 46-B.

Primary Examiner—M. N. Pandozzi

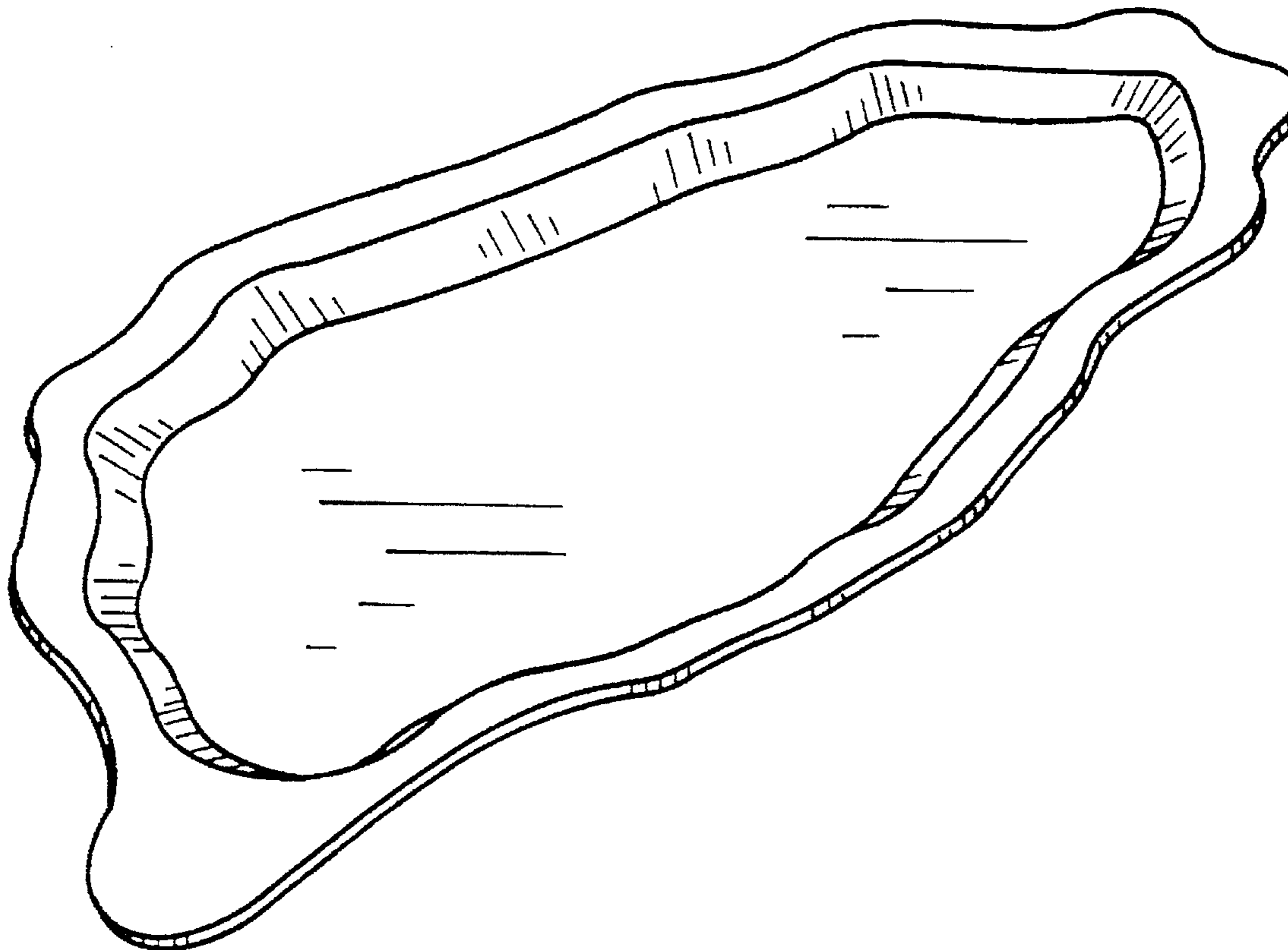
[57] CLAIM

The ornamental design for plate, as shown and described.

DESCRIPTION

FIG. 1 is a top, front, and left side perspective view of plate showing my new design;
 FIG. 2 is a front elevational view thereof;
 FIG. 3 is a rear elevational view thereof;
 FIG. 4 is a left side elevational view thereof;
 FIG. 5 is a right side elevational view thereof;
 FIG. 6 is a top plan view thereof; and,
 FIG. 7 is a bottom plan view thereof.

1 Claim, 4 Drawing Sheets



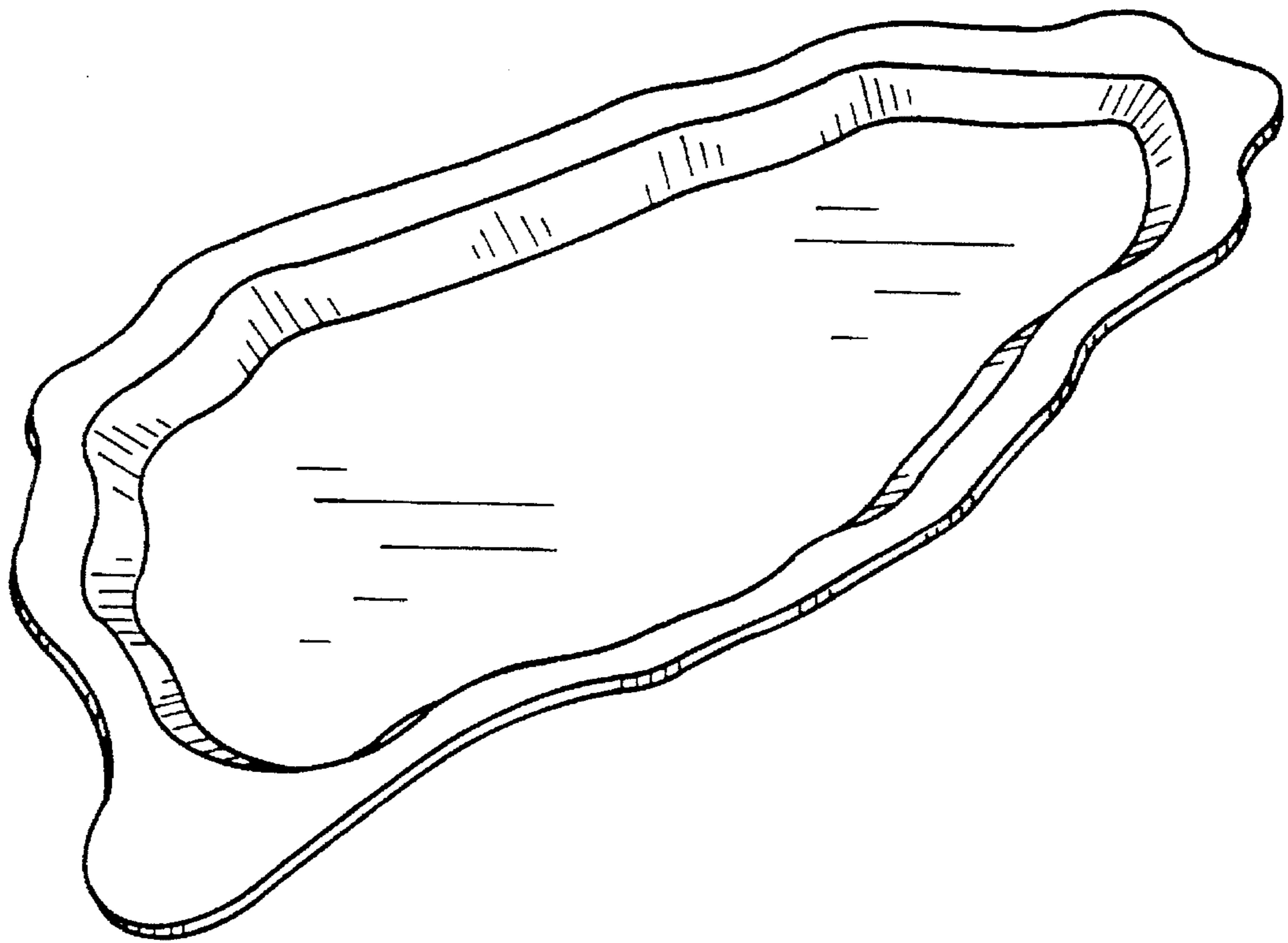


FIG. 1




FIG. 2




FIG. 3




FIG. 5




FIG. 4

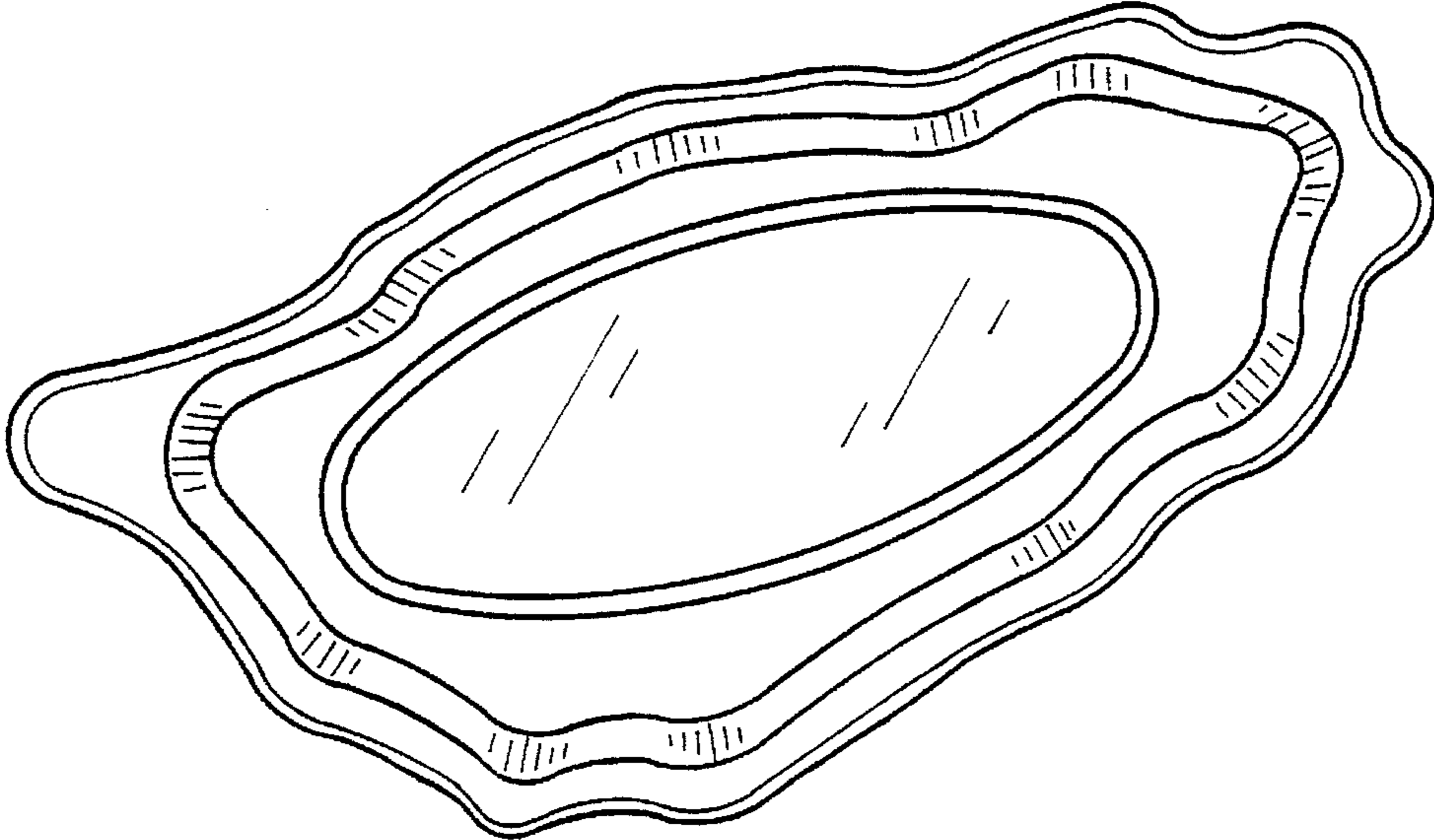


FIG. 7

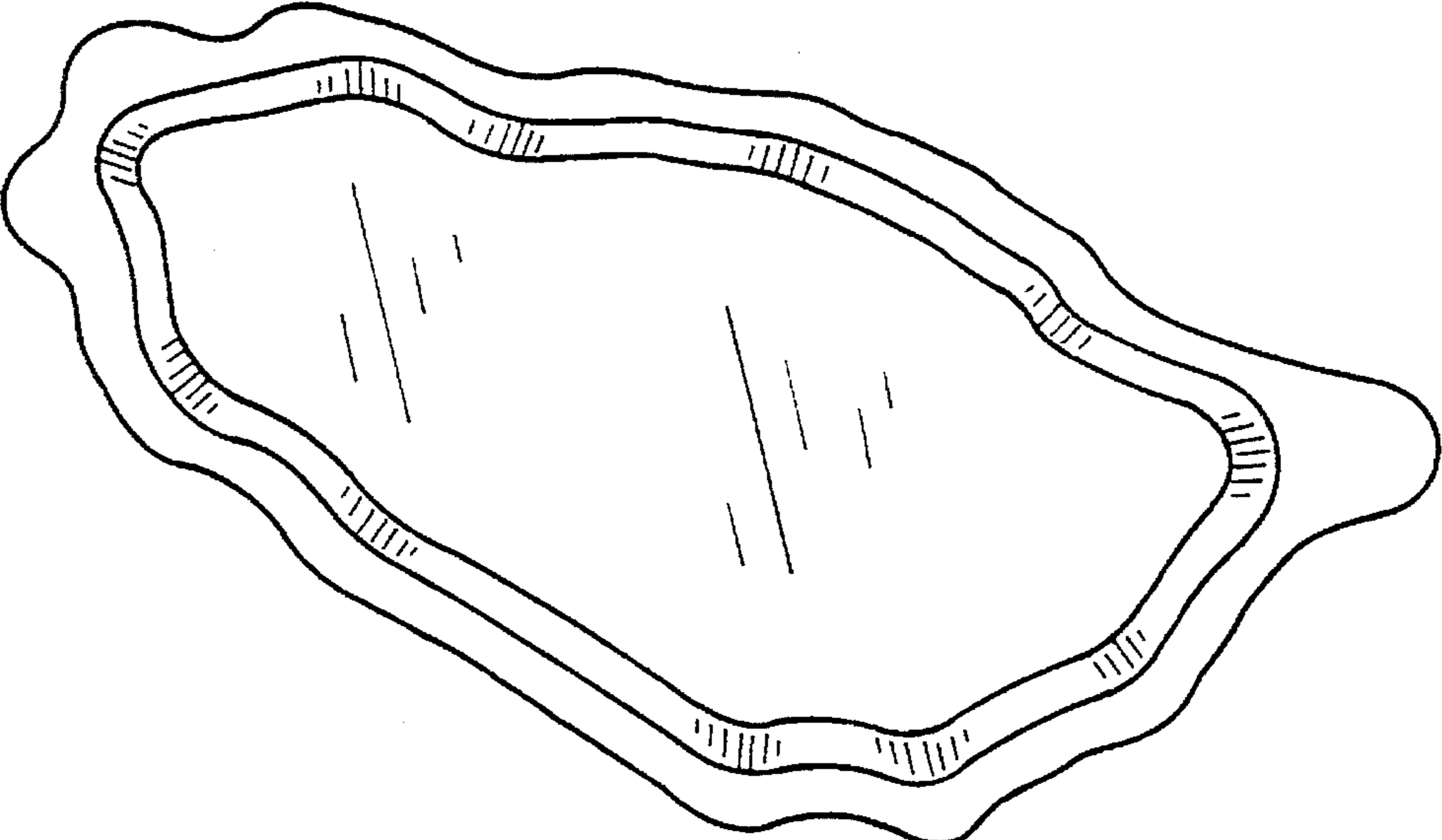


FIG. 6