



US00D370156S

United States Patent [19]

Feltman, III et al.

[11] Patent Number: **Des. 370,156**

[45] Date of Patent: ****May 28, 1996**

[54] MUG
[76] Inventors: **Charles H. Feltman, III**, 2569 Marian Way; **Dirk G. Langer**, 519 High St., both of San Luis Obispo, Calif. 93401

D. 351,314 10/1994 Sokolski et al. D7/536
D. 354,657 1/1995 Kramer D7/536 X
1,517,298 12/1924 Lange D7/507 X
4,618,066 10/1986 Vail D7/511 X
5,217,141 6/1993 Ross D7/536 X

[**] Term: **14 Years**

Primary Examiner—M. N. Pandozzi
Attorney, Agent, or Firm—Harris, Wallen, MacDermott & Tinsley

[21] Appl. No.: **38,902**

[22] Filed: **May 15, 1995**

[52] U.S. Cl. **D7/536**; D7/511

[58] Field of Search D7/505, 507, 509, D7/510, 511, 514, 515, 529, 523, 532, 533, 534, 536, 516, 623, 622; 215/387, 376; 229/400, 402, 404

[57] **CLAIM**

The ornamental design for a mug, as shown and described.

DESCRIPTION

FIG. 1 is a perspective view of the mug taken from above; FIG. 2 is a right side view, with the left side view being identical; FIG. 3 is a rear view; FIG. 4 is a front view; FIG. 5 is a top view; and, FIG. 6 is a bottom view.

[56] **References Cited**

U.S. PATENT DOCUMENTS

D. 290,568 6/1987 Feltman D7/536
D. 294,100 2/1988 Ross D7/536 X
D. 333,067 2/1993 Feltman, III D7/536
D. 333,409 2/1993 Dietzman D7/507

1 Claim, 3 Drawing Sheets




FIG. 1




FIG. 2




FIG. 3

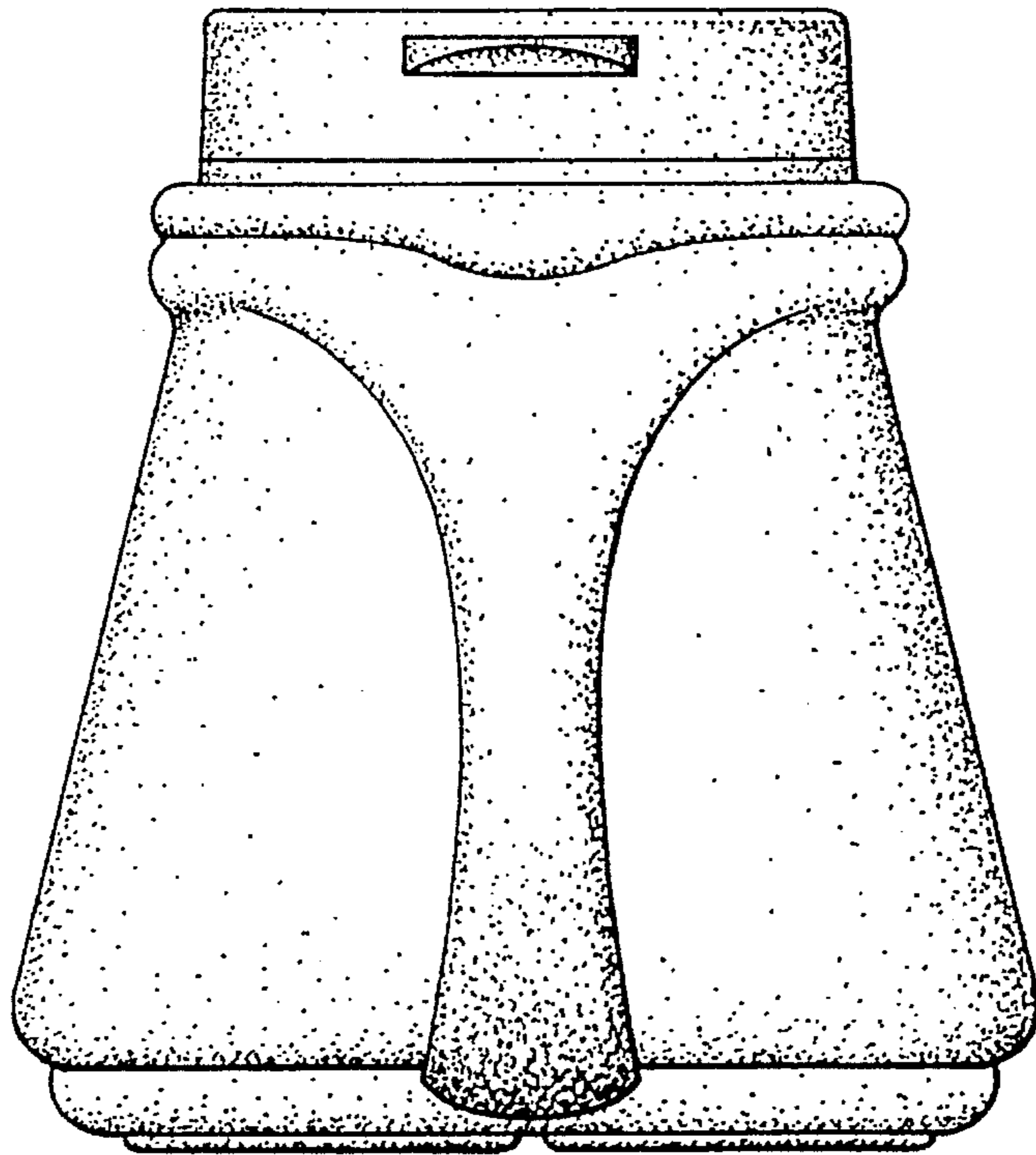
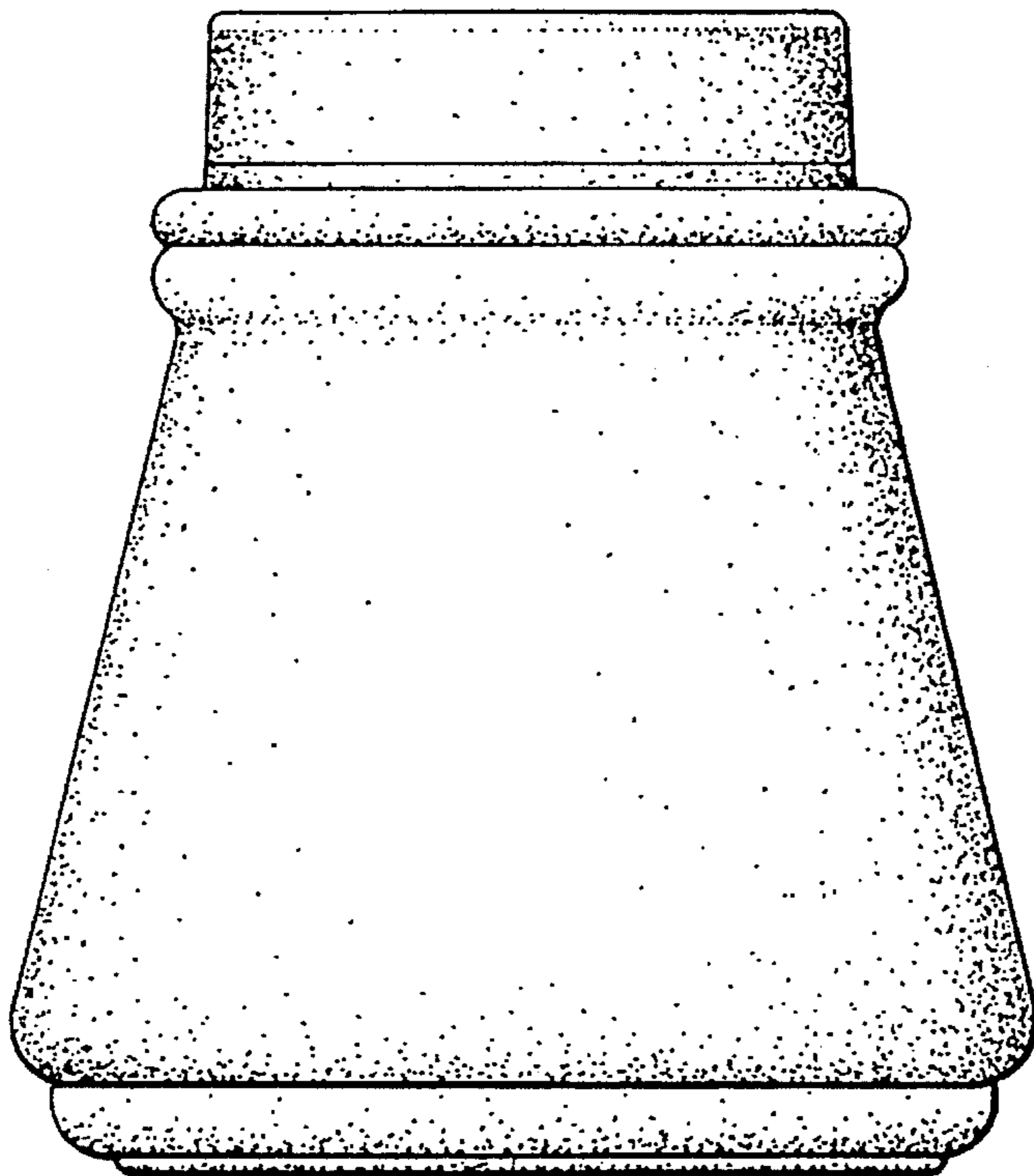


FIG. 4



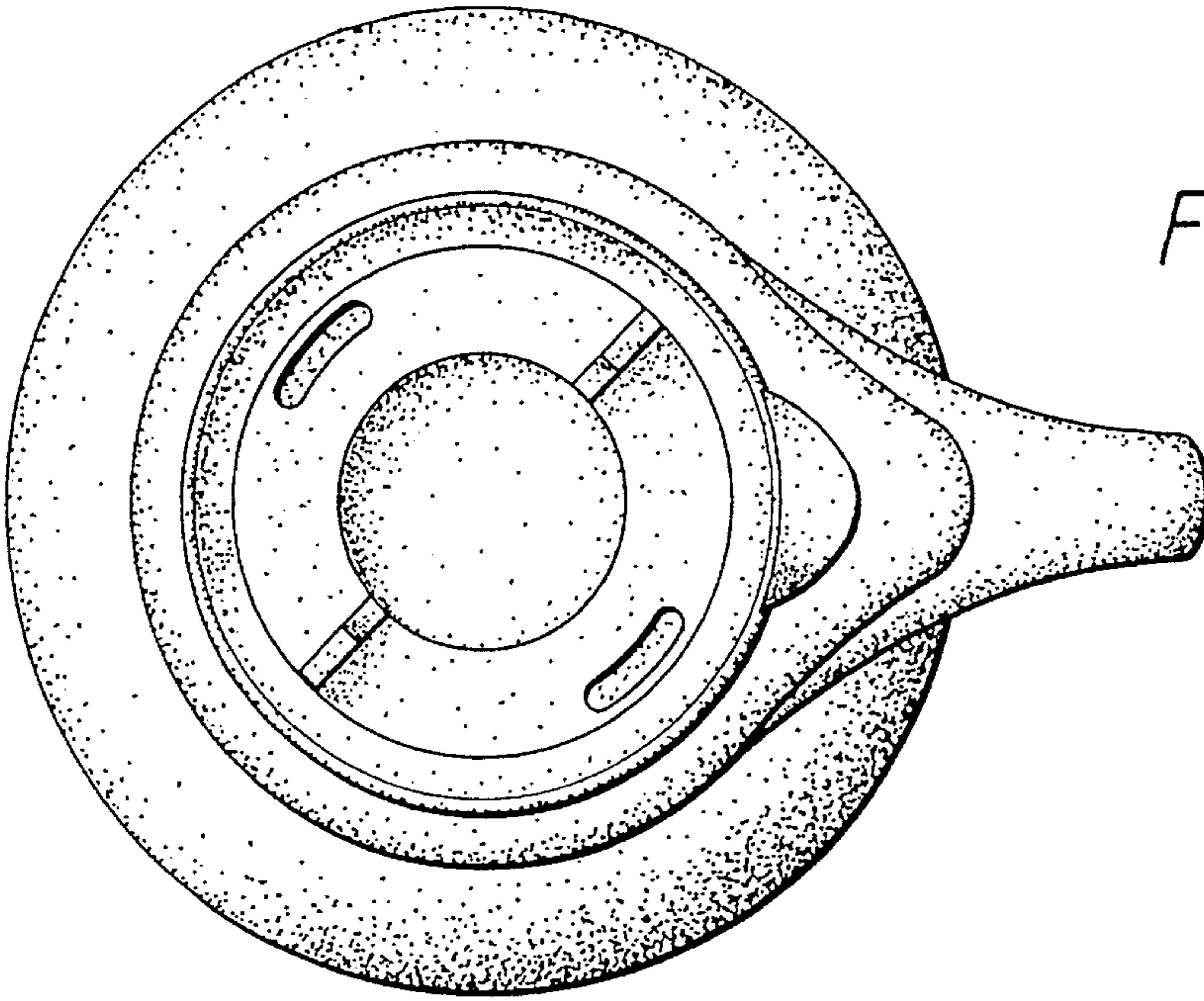


FIG. 5

FIG. 6

