



US00D370148S

United States Patent [19]
Maharg

[11] **Patent Number: Des. 370,148**

[45] **Date of Patent: **May 28, 1996**

[54] **BRACKET HELD SEMI-CIRCULAR SHELF**

2,911,108 11/1959 Nield 211/90

[75] Inventor: **James C. Maharg**, Ridgefield, Conn.

Primary Examiner—Brian N. Vinson

Attorney, Agent, or Firm—Barry G. Magidoff

[73] Assignee: **Alu, Inc.**, New York, N.Y.

[57] **CLAIM**

[**] Term: **14 Years**

The ornamental design for a bracket held semi-circular shelf, as shown and described.

[21] Appl. No.: **25,032**

DESCRIPTION

[22] Filed: **Jun. 27, 1994**

[52] **U.S. Cl.** **D6/574**

FIG. 1 is a top plan view of a bracket held semi-circular shelf, wherein the broken lines show visible environmental structure which forms no part of the claimed design;

[58] **Field of Search** D6/553, 552, 555,
D6/567-574; 108/42; 211/86-90, 126, 134;
248/200, 205.1, 220.2

FIG. 2 is a front elevational view thereof, the rear elevational view there appearing the same;

[56] **References Cited**

FIG. 3 is a bottom plan view thereof; and,

U.S. PATENT DOCUMENTS

FIG. 4 is an end elevational view thereof, wherein the broken lines show visible environmental structure which forms no part of the claimed design.

- D. 147,913 11/1947 Lewis D6/574
- D. 201,023 5/1965 Sonneveldt D6/574
- D. 332,718 1/1993 Wolfe, III D6/574
- D. 352,198 11/1994 Wright et al. D6/574

1 Claim, 1 Drawing Sheet

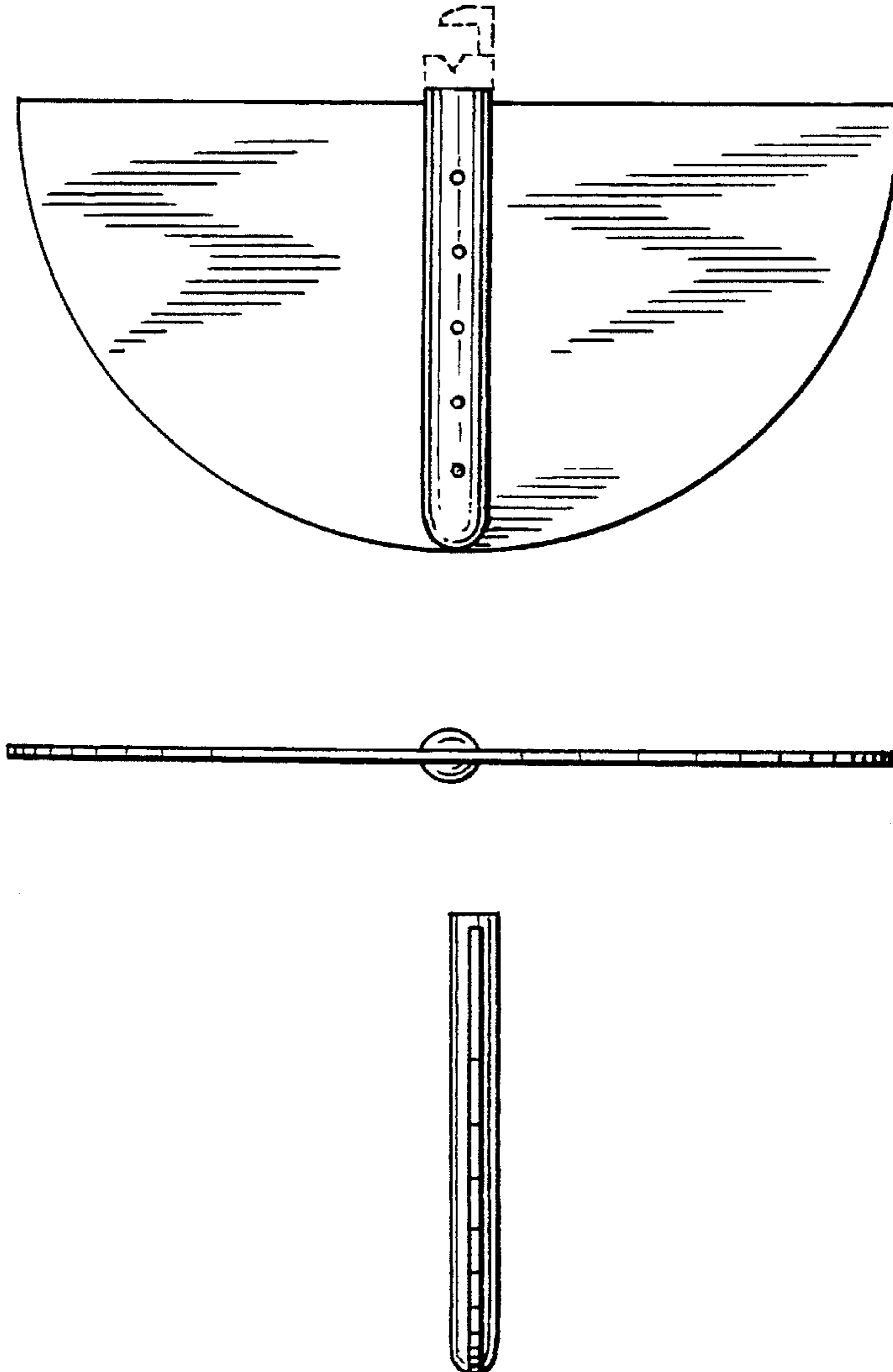


FIG. 1

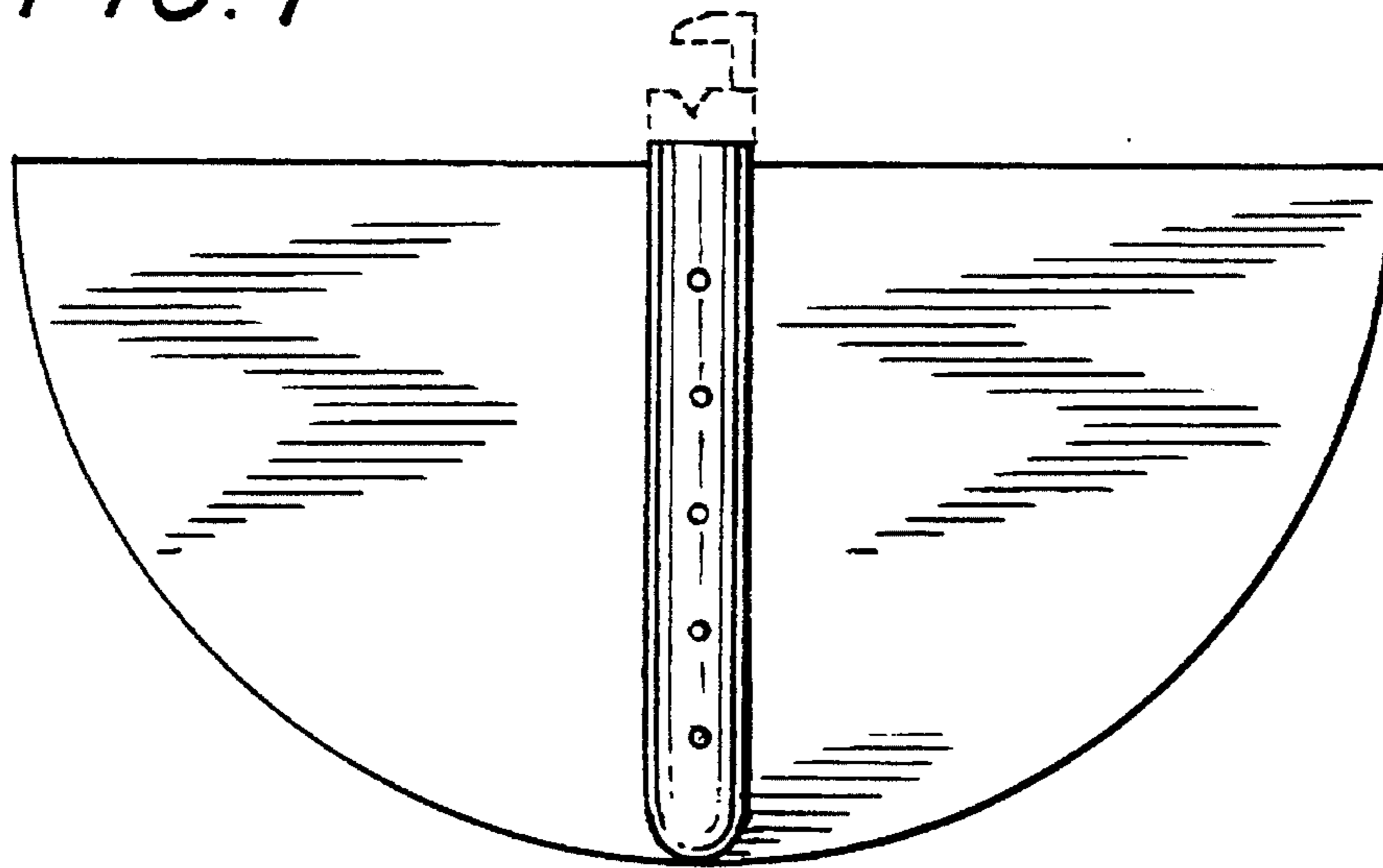


FIG. 4

FIG. 2

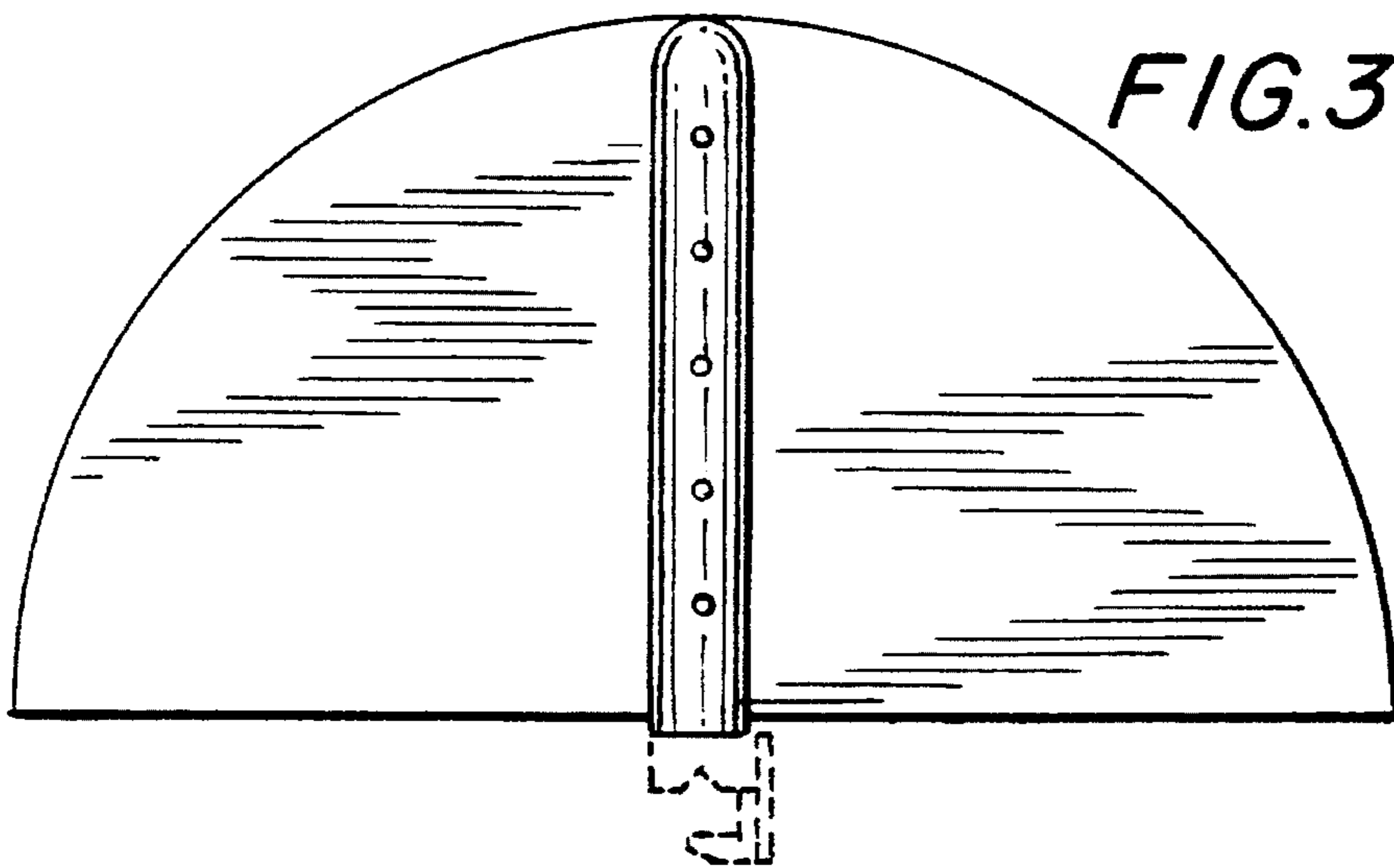


FIG. 3