



US00D370138S

United States Patent [19]

Rosebrock

[11] Patent Number: **Des. 370,138**

[45] Date of Patent: ****May 28, 1996**

[54] TABLE

[75] Inventor: **Paul A. Rosebrock**, Morganton, N.C.

[73] Assignee: **Henredon Furniture Industries, Inc.**,
Morganton, N.C.

[**] Term: **14 Years**

[21] Appl. No.: **27,493**

[22] Filed: **Aug. 23, 1994**

[52] U.S. Cl. **D6/451; D6/349; D6/351;**
D6/482; D6/486; D6/495; D6/497

[58] Field of Search **D6/480-489, 495,**
D6/497, 451, 450, 349, 351; 108/150, 153,
156, 161; 297/440.12; 312/259; 248/174

[56] **References Cited**

U.S. PATENT DOCUMENTS

D. 25,823 7/1896 Shaw D6/351

D. 276,857 12/1984 Lindstrom D6/450
D. 294,786 3/1988 Bossett, Jr. D6/419 X
D. 304,574 11/1989 Fay, III D13/100
D. 356,216 3/1995 Greene D6/349 X
729,248 5/1903 Yeager et al. D1/106 X

Primary Examiner—Janice E. Seeger
Attorney, Agent, or Firm—Edgar A. Zarins; Malcolm L. Sutherland

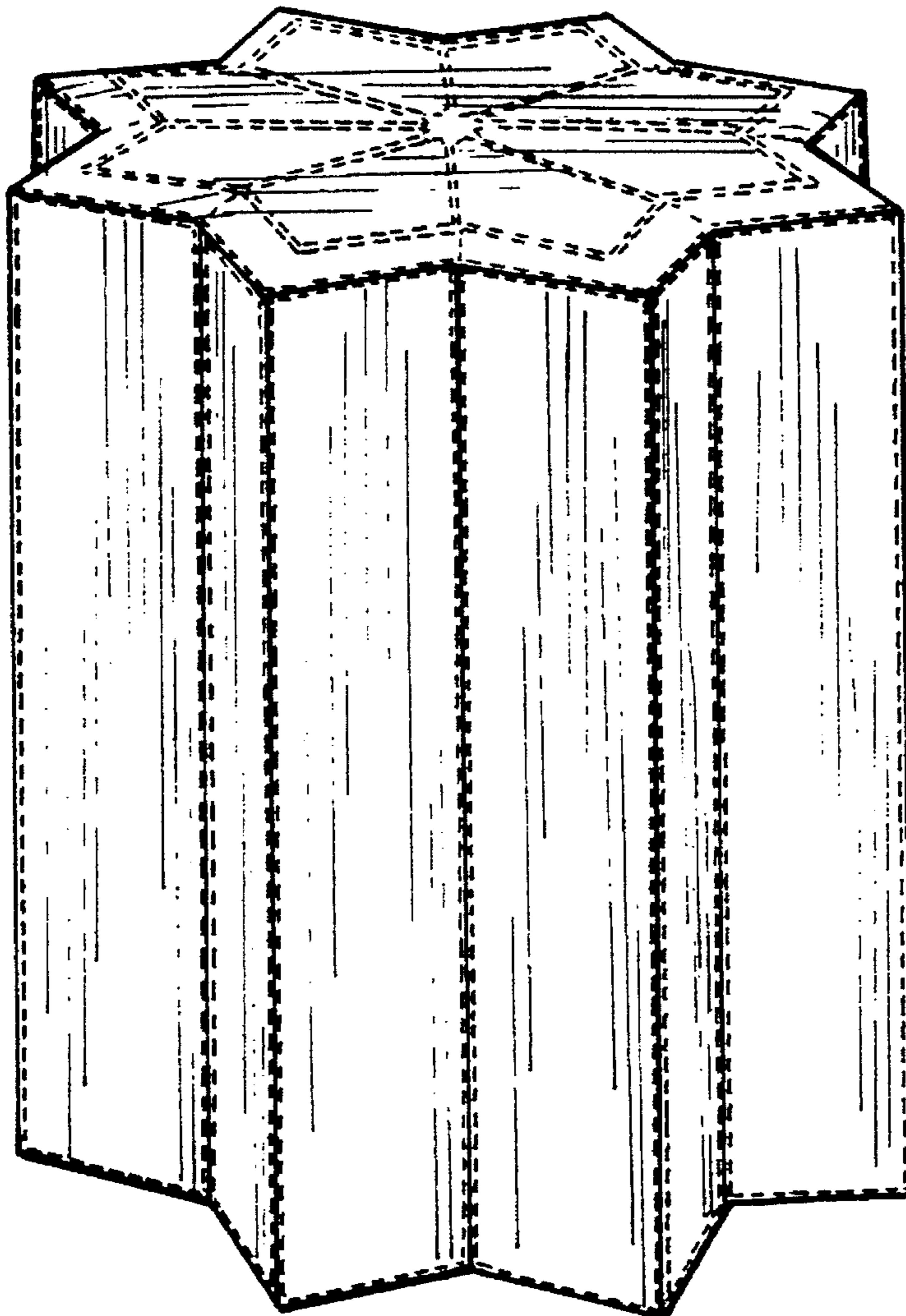
[57] CLAIM

The ornamental design for a table, as shown and described.

DESCRIPTION

FIG. 1 is a perspective view of a table showing my new design;
FIG. 2 is a top plan view thereof;
FIG. 3 is a first side view thereof; and,
FIG. 4 is a second side view thereof.
The broken lines represent stitching.

1 Claim, 2 Drawing Sheets



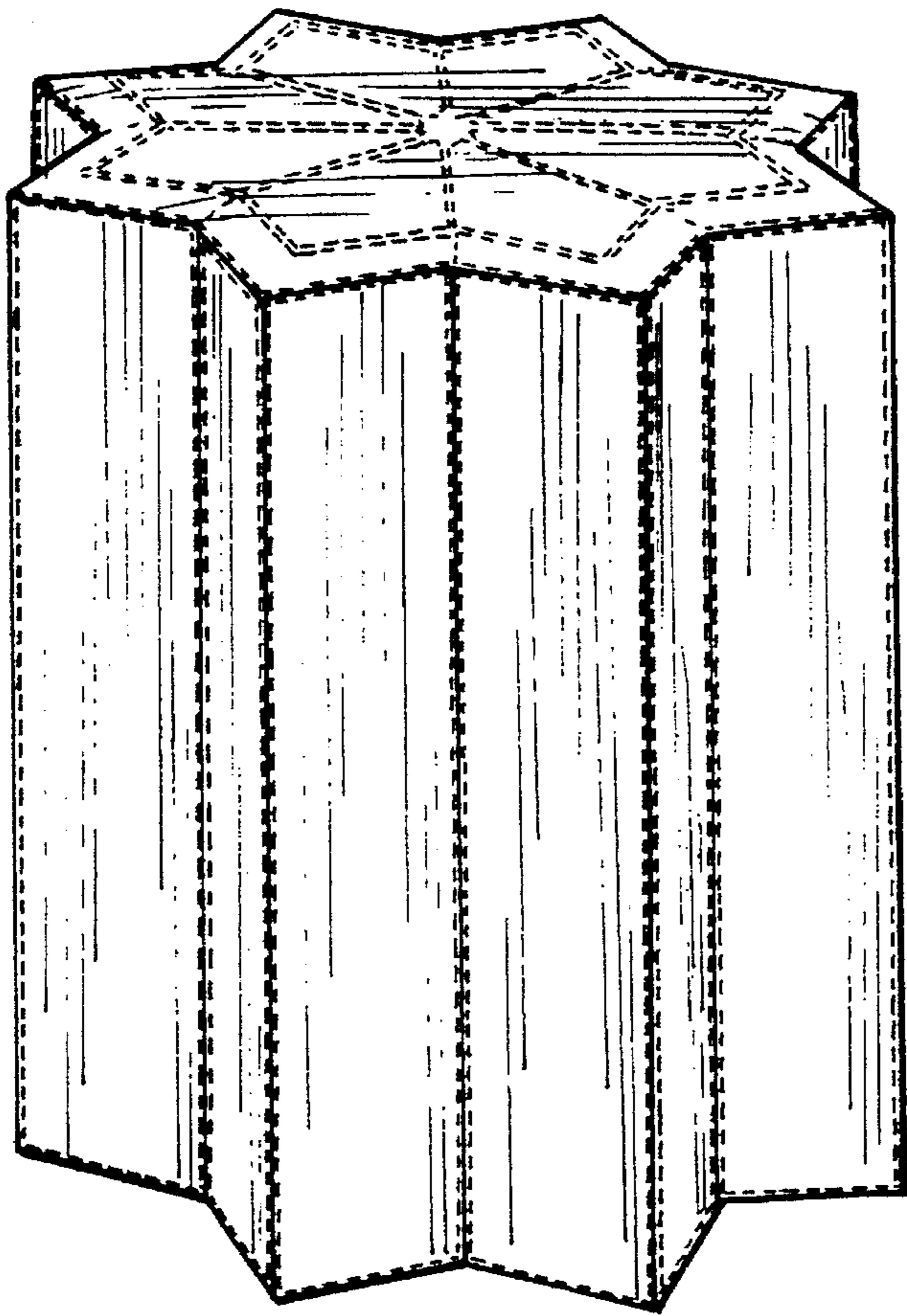


Fig - 1

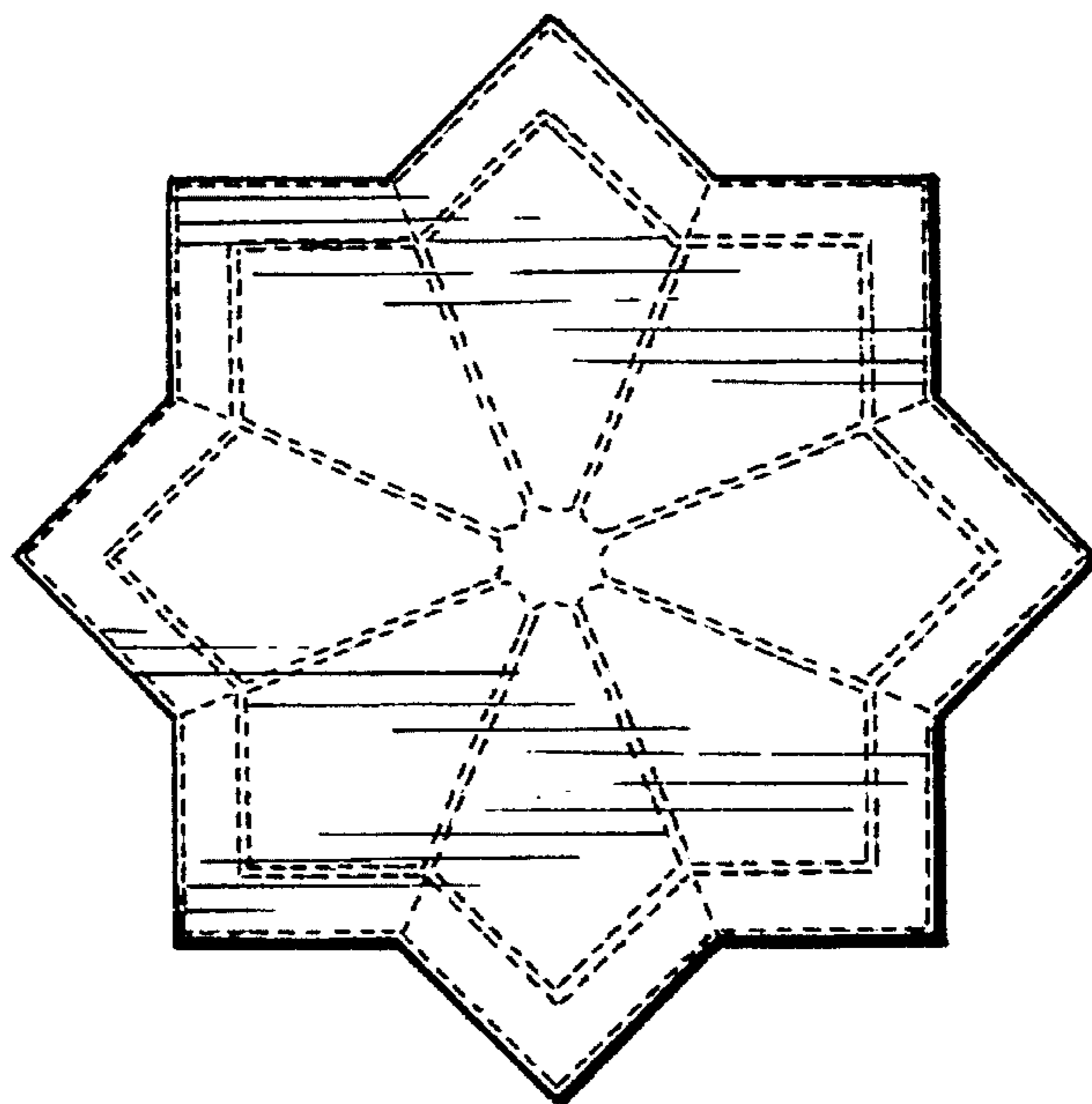


Fig - 2




Fig - 3




Fig - 4