



US00D370117S

United States Patent [19]
Worthington

[11] **Patent Number: Des. 370,117**
[45] **Date of Patent: **May 28, 1996**

[54] **SHOE UPPER**

[75] Inventor: **William J. Worthington**, Portland, Oreg.

[73] Assignee: **Nike, Inc.**, Beaverton, Oreg.

[**] Term: **14 Years**

[21] Appl. No.: **43,084**

[22] Filed: **Aug. 25, 1995**

[52] **U.S. Cl.** **D2/969**

[58] **Field of Search** D2/969, 970, 902, D2/907, 908, 910-912; 36/45, 50.1, 83, 84, 102, 107, 113, 114, 132, 138, 136

[56] **References Cited**

U.S. PATENT DOCUMENTS

- D. 278,185 4/1985 Michaeli .
- D. 278,186 4/1985 Michaeli .
- D. 278,758 5/1985 Michaeli .
- D. 292,241 10/1987 Selbiger et al. .
- D. 295,230 4/1988 Tong .
- D. 297,587 9/1988 Selbiger et al. .
- D. 299,784 2/1989 Brown et al. .
- D. 303,870 10/1989 Selbiger .
- D. 304,516 11/1989 Selbiger et al. .
- D. 305,379 1/1990 Brown et al. .
- D. 305,380 1/1990 Claveria .
- D. 312,722 12/1990 Miller et al. .
- D. 313,885 1/1991 Richard et al. .
- D. 318,945 8/1991 Hatfield .
- D. 320,107 9/1991 Legassie et al. .
- D. 320,498 10/1991 Hatfield .
- D. 325,813 5/1992 Kittle .
- D. 333,721 3/1993 Hatfield .
- D. 337,647 7/1993 Cotsidas .
- D. 345,246 3/1994 Greene .
- D. 345,451 3/1994 Teague D2/970
- D. 347,310 5/1994 Johnson et al. D2/969
- D. 347,317 5/1994 Avar D2/970
- D. 347,938 6/1994 Smith D2/970

- D. 350,013 8/1994 Gitelman D2/902
- D. 350,222 9/1994 Hase D2/902
- D. 357,575 4/1995 Dahlsten D2/970
- D. 357,794 5/1995 Avar et al. D2/969
- D. 358,021 5/1995 Vestuti D2/970
- D. 362,112 9/1995 Avar D2/970
- D. 365,198 12/1995 Worthington D2/969

OTHER PUBLICATIONS

- Nike Footwear Catalog, Holiday 1995, p. 22, published Mar. 1995.
- Nike Footwear Catalog, Fall 1995, pp. 75 & 104, published Nov. 1994.
- Nike Footwear Catalog, Spring 1995, p. 40, published Jun. 1994.
- Nike Footwear Catalog, Fall 1992, p. 94, published Dec. 1991.
- Nike Footwear Catalog, Fall 1990, p. 56, published Dec. 1989.

Primary Examiner—Doris V. Coles
Attorney, Agent, or Firm—Banner & Allegretti, Ltd.

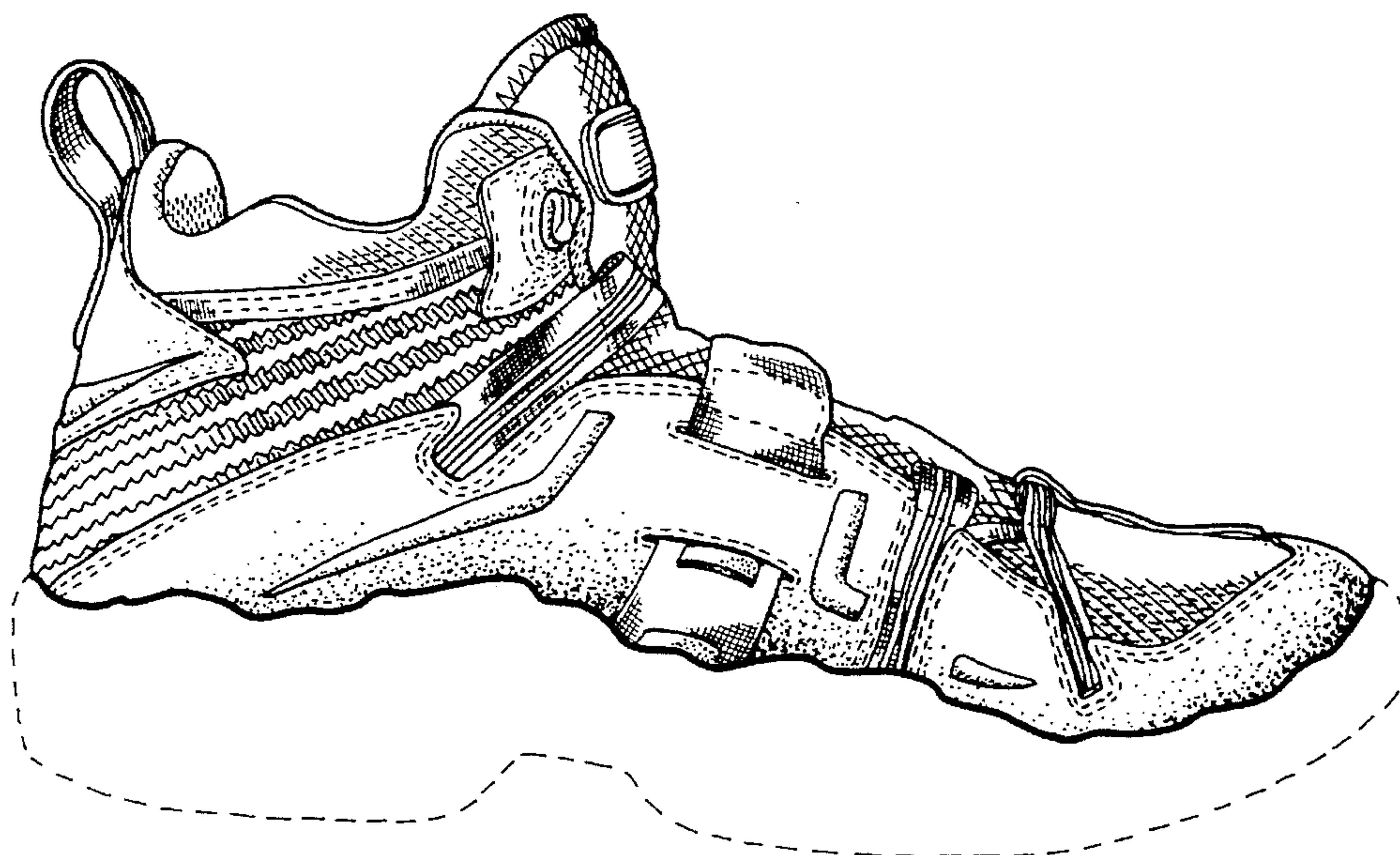
[57] **CLAIM**

The ornamental design for a shoe upper, as shown and described.

DESCRIPTION

FIG. 1 is a side elevational view of one side of a shoe upper showing my new design;
FIG. 2 is a side elevational view of the other side of the shoe upper shown in FIG. 1;
FIG. 3 is a front elevational view of the shoe upper shown in FIG. 1;
FIG. 4 is a rear elevational view of the shoe upper shown in FIG. 1; and,
FIG. 5 is a top plan view of the shoe upper shown in FIG. 1. The broken line showing of a shoe sole is for illustrative purposes and forms no part of the claimed design.

1 Claim, 3 Drawing Sheets



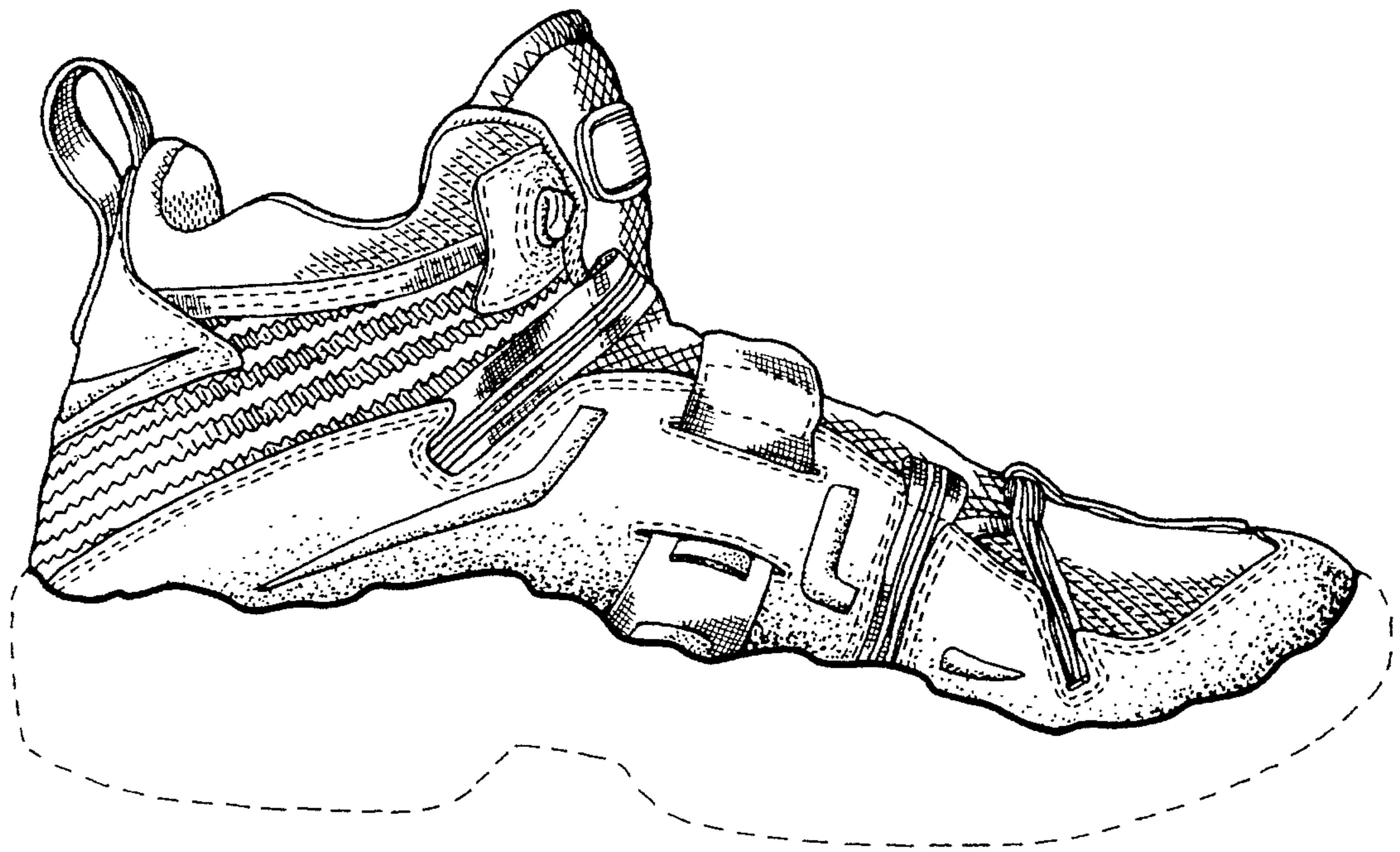


FIG. 1

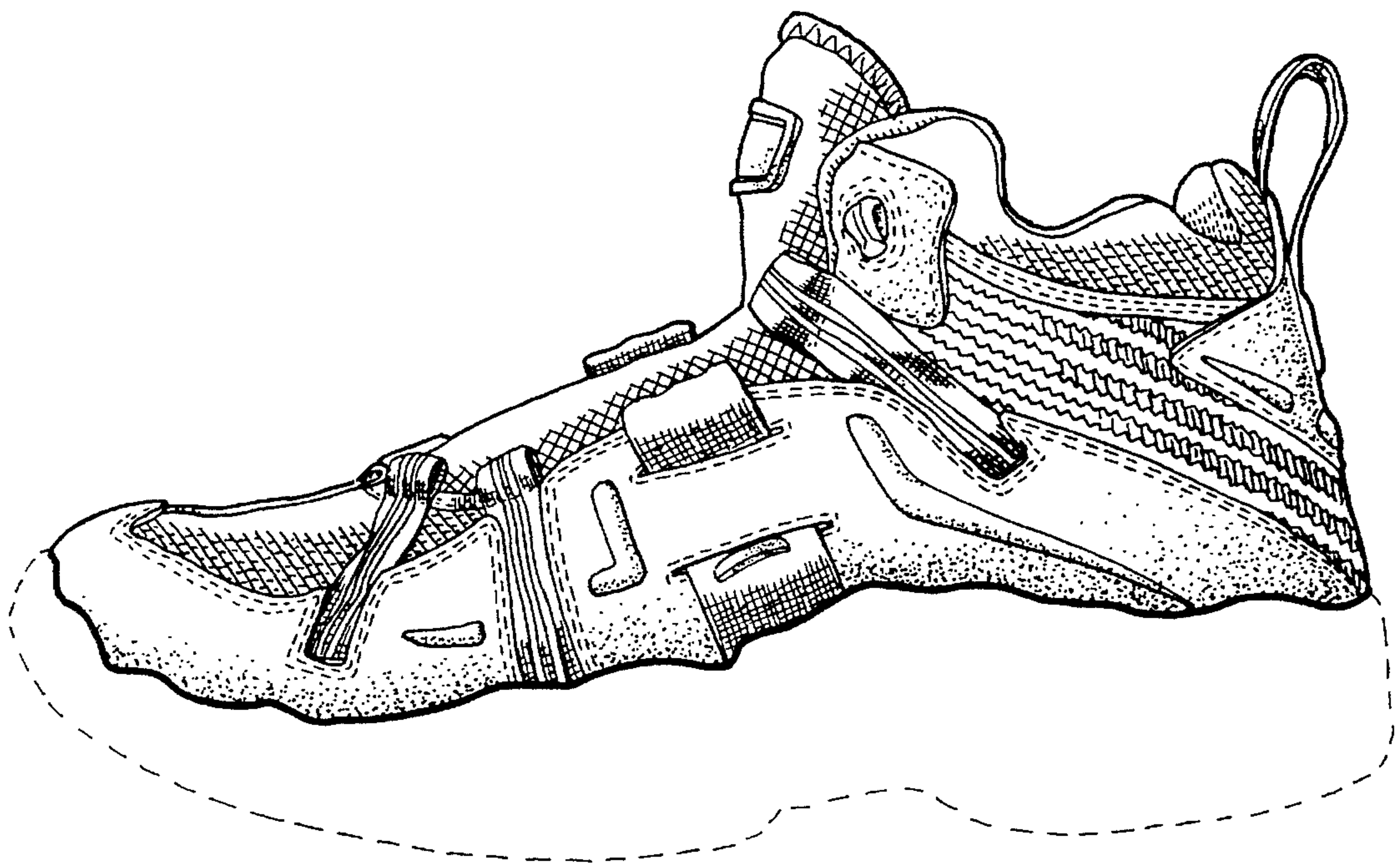


FIG. 2

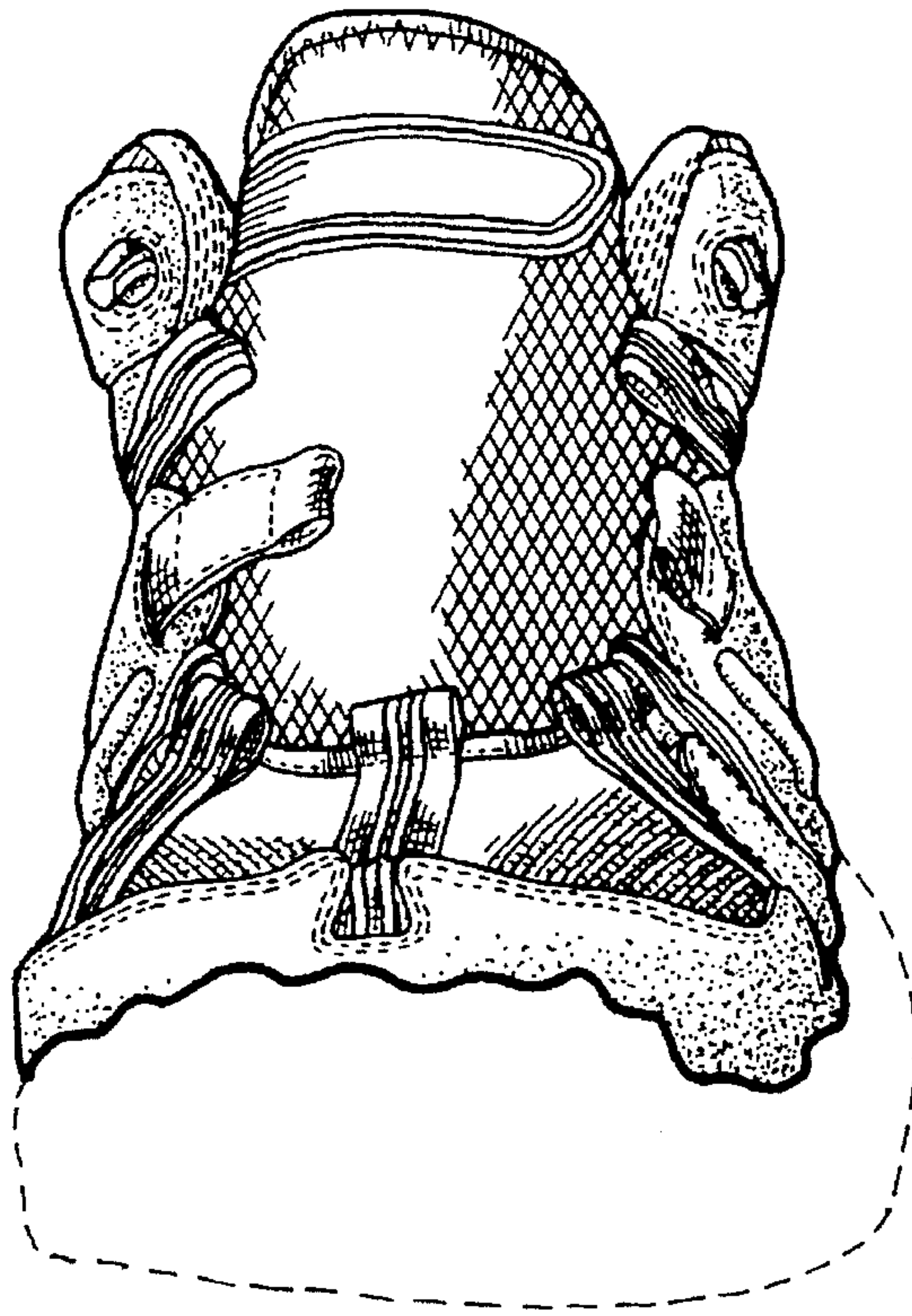


FIG. 3

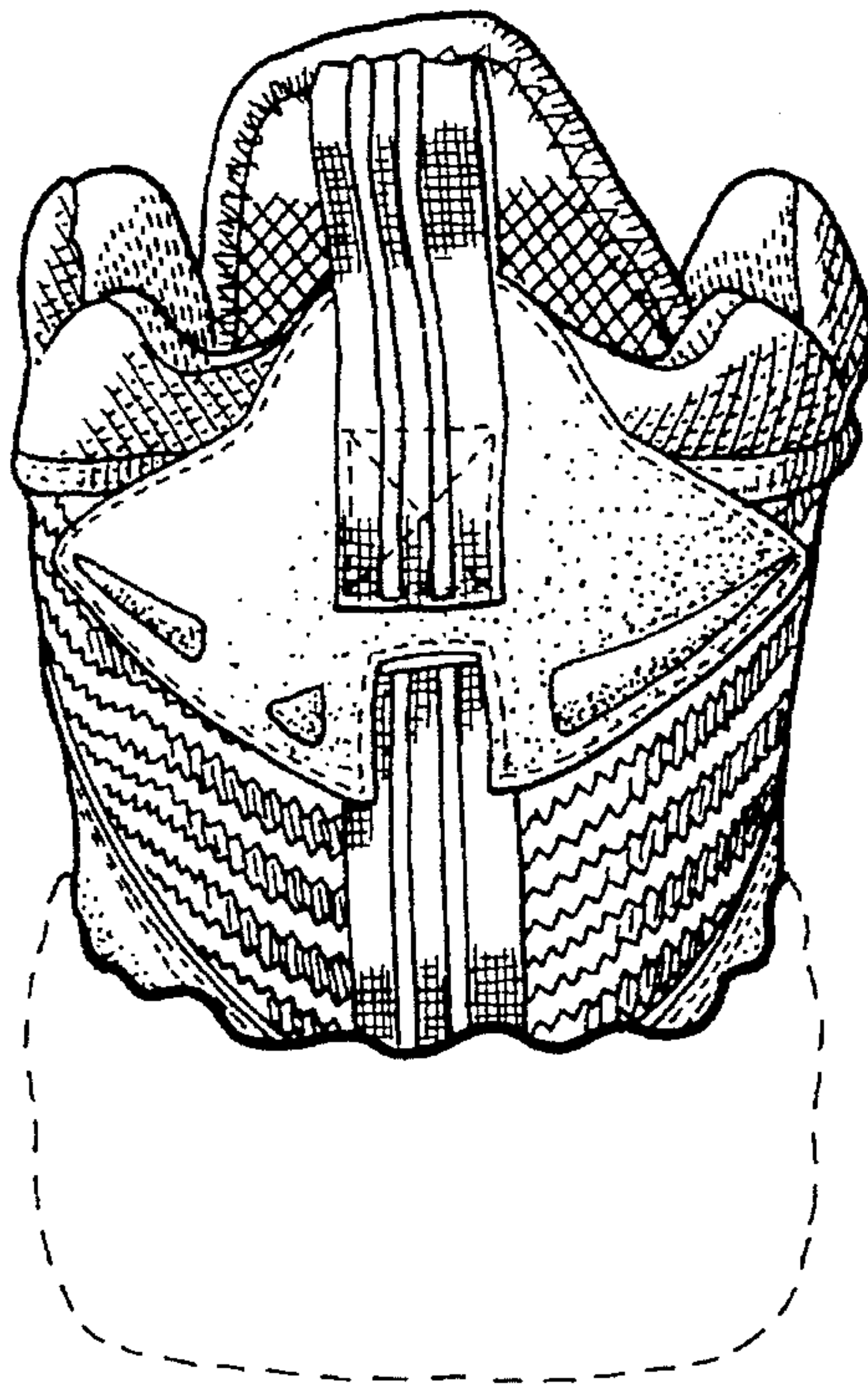


FIG. 4

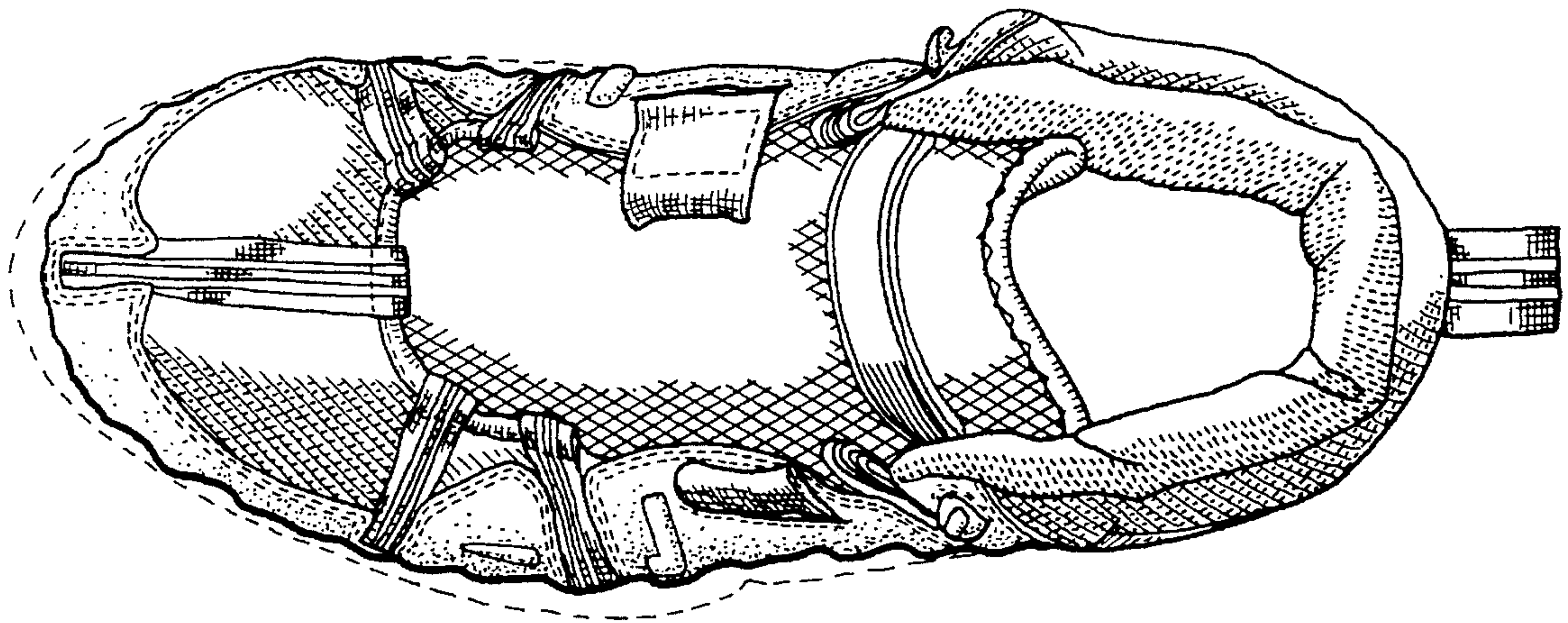


FIG. 5