



US00D370093S

United States Patent [19]

[11] Patent Number: **Des. 370,093**

DeLuca

[45] Date of Patent: ****May 21, 1996**

[54] **PET FURNITURE**

[76] Inventor: **Ciro V. DeLuca**, 1440 Ocean Pkwy.,
Apartment 2G, Brooklyn, N.Y. 11230

[**] Term: **14 Years**

5,002,012	3/1991	Pierrot	119/28.5
5,038,716	8/1991	Olson	119/706
5,095,852	3/1992	Hoover	119/15
5,275,128	1/1994	Barnes	119/706
5,433,448	7/1995	Raphael et al.	273/241

OTHER PUBLICATIONS

Cat House Originals Inc. Catalog cover page.
 "Chateau Catal" in Carriere & Assoc Technologies Catalog,
 Sep. 30, 1993.
 Beringer Associates Advertisements for "Kitty Klimber"
 and Kitty Kingdom II.
 Montgomery Ward Catalog, Dream Book, p. 108, Item E:
 Clawtuff™ Condo or Cat Tree with BONUS Toys.

[21] Appl. No.: **37,113**

[22] Filed: **Mar. 28, 1995**

[52] U.S. Cl. **D30/160; D30/158; 119/706**

[58] Field of Search D30/108, 112,
D30/109, 118, 158, 160, 117; D21/104,
107, 114; 119/15, 19, 165, 706, 28.5; 273/241

[56] References Cited

U.S. PATENT DOCUMENTS

D. 220,843	6/1971	Cook	D30/108
D. 224,685	8/1972	Michlap et al.	D30/117
D. 224,686	8/1972	Michlap et al.	D30/117
D. 236,140	7/1975	Whitlock	D30/158
D. 254,813	4/1980	Kossar	D30/158
D. 257,293	10/1980	Michalski	D30/160
D. 265,139	6/1982	Salvato	D30/160
D. 269,821	7/1983	Hurley	D30/160
D. 338,283	8/1993	Pfriender	D30/108
3,479,991	7/1968	Lichtenburger	119/28.5
3,581,707	6/1971	Cook	119/19
3,604,397	9/1971	Salerno	119/706
4,047,502	9/1977	Gordon, Jr.	211/150
4,057,031	11/1977	Williams et al.	119/28.5
4,301,766	11/1981	Piccone	119/19
4,347,807	9/1982	Reich	119/19
4,497,279	2/1985	Bell	119/706
4,677,938	7/1987	Tominaga	119/15
4,953,502	9/1990	Hoover	119/15

Primary Examiner—Louis S. Zarfaz
Assistant Examiner—Greg Andoll
Attorney, Agent, or Firm—Pennie & Edmonds

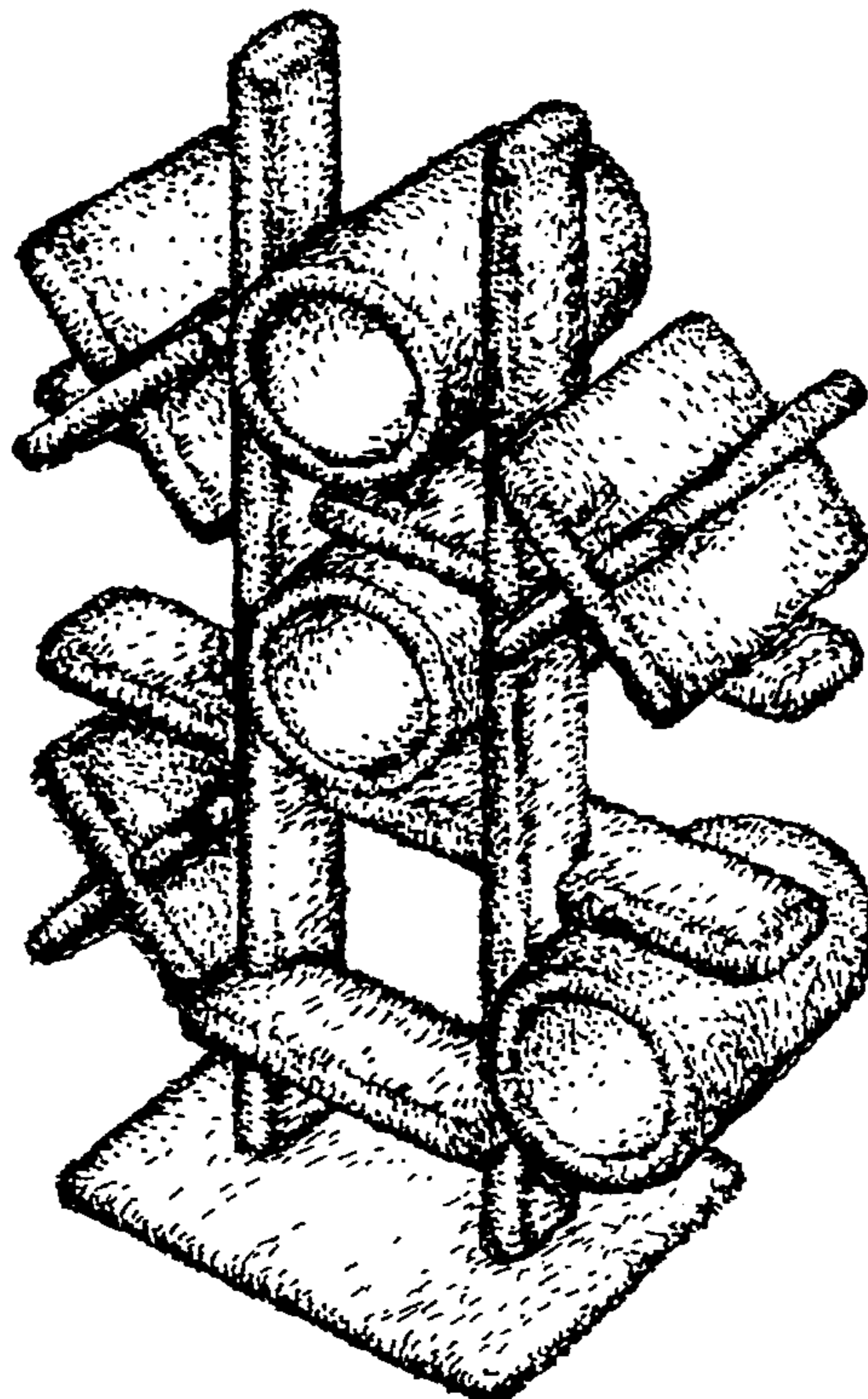
[57] CLAIM

The ornamental design of a pet furniture, as shown and described.

DESCRIPTION

FIG. 1 is a perspective view of a pet furniture showing my new design;
 FIG. 2 is a front view thereof;
 FIG. 3 is a rear view thereof;
 FIG. 4 is a right side view thereof;
 FIG. 5 is a top view thereof;
 FIG. 6 is a left side view thereof; and,
 FIG. 7 is a bottom view thereof.

1 Claim, 4 Drawing Sheets



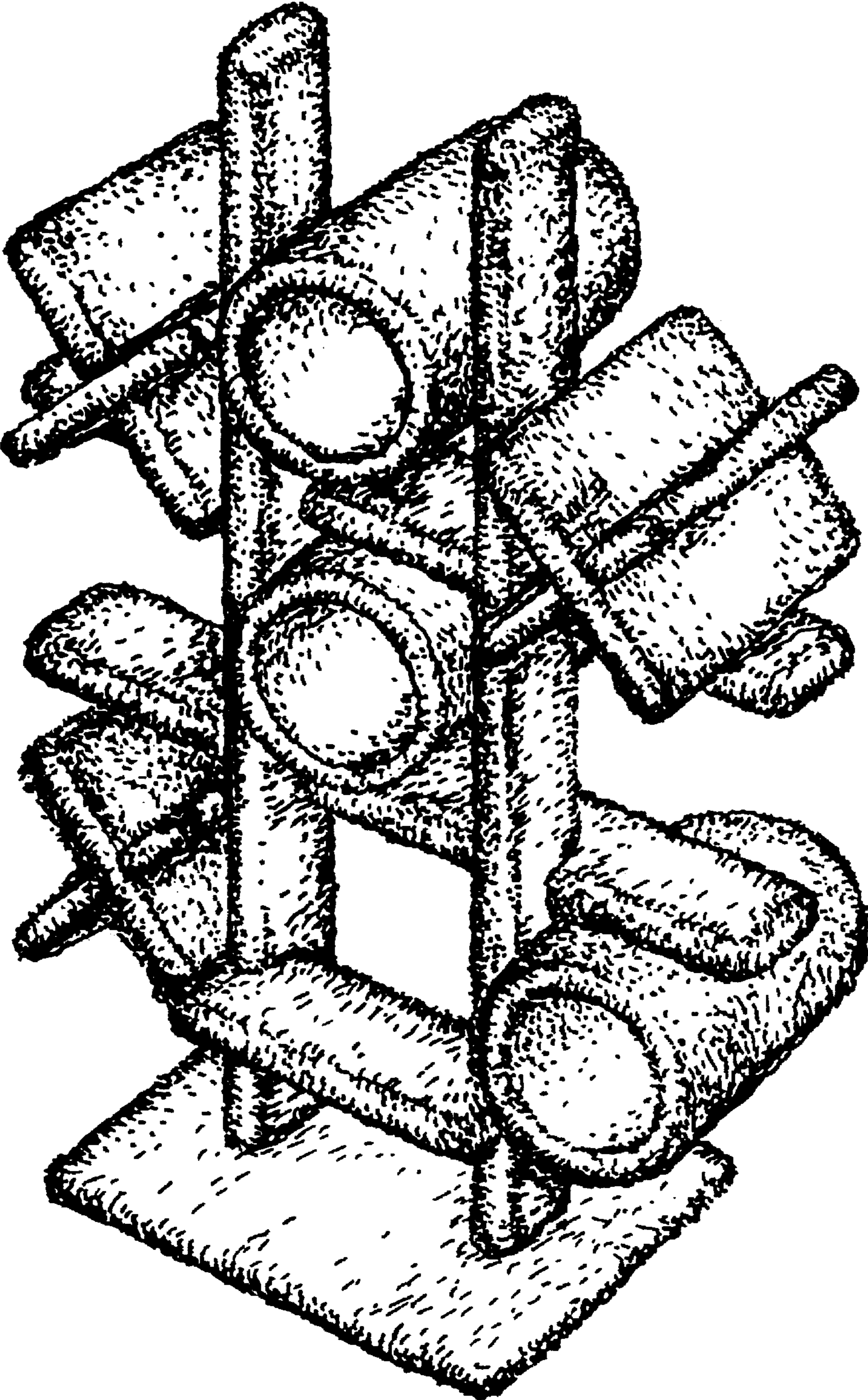


FIG.1

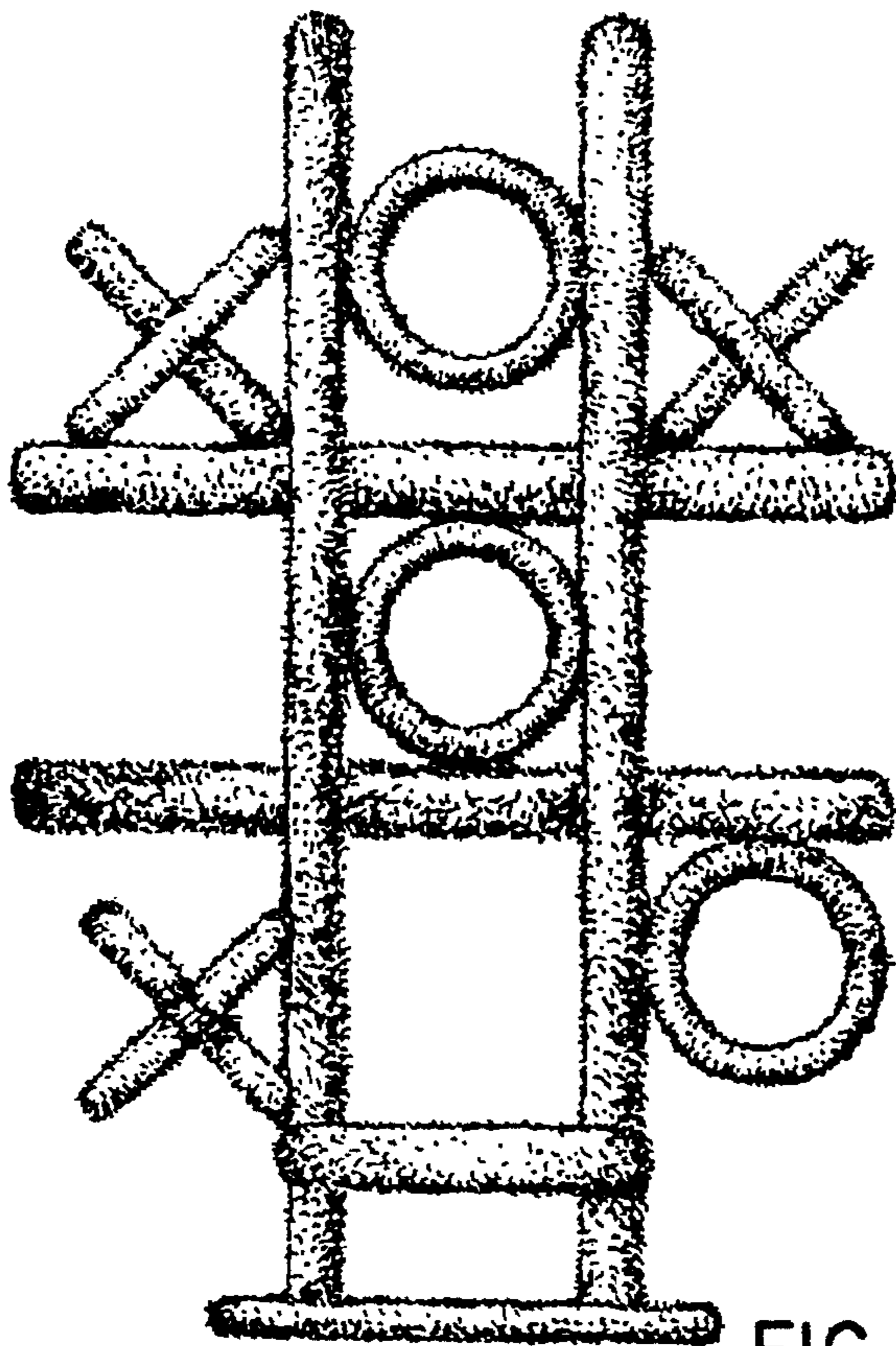


FIG. 2

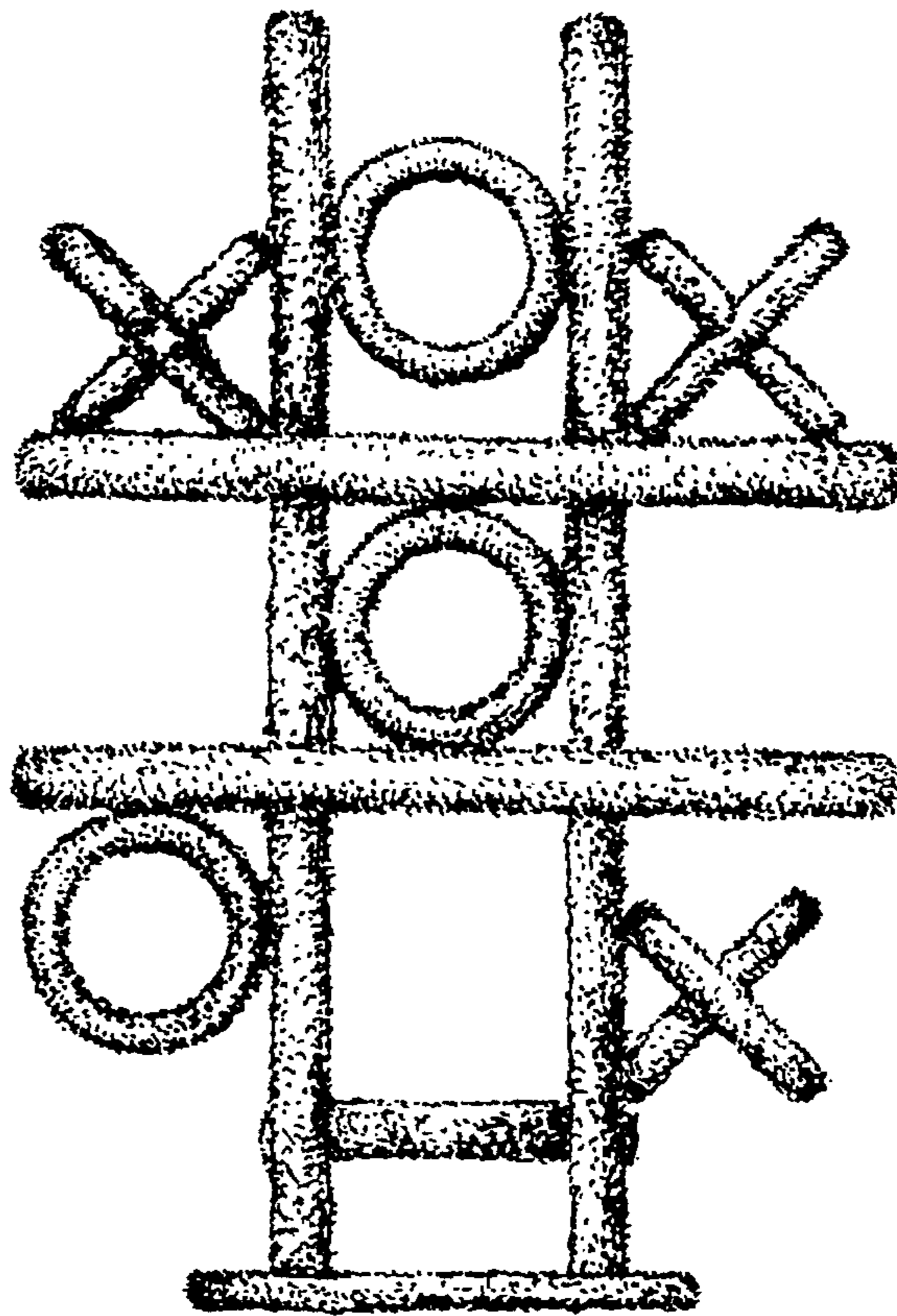


FIG. 3

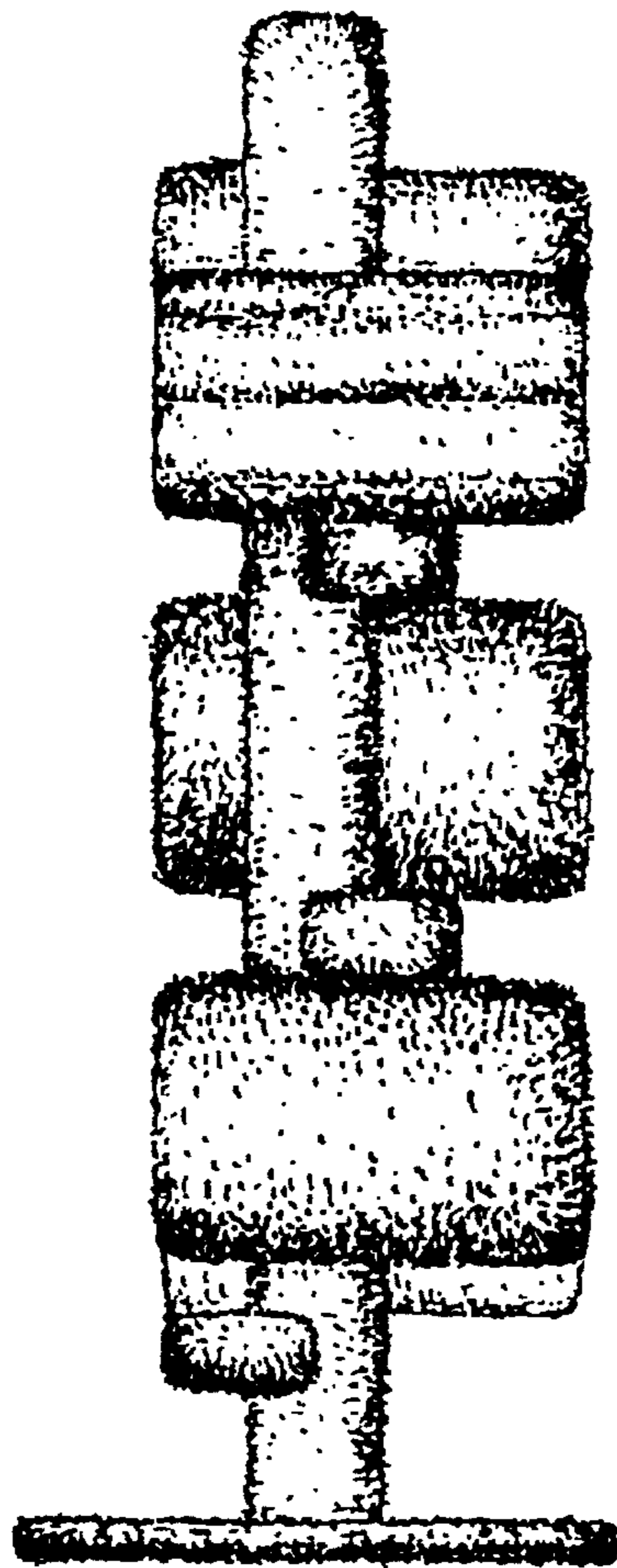


FIG. 4




FIG. 5




FIG. 6

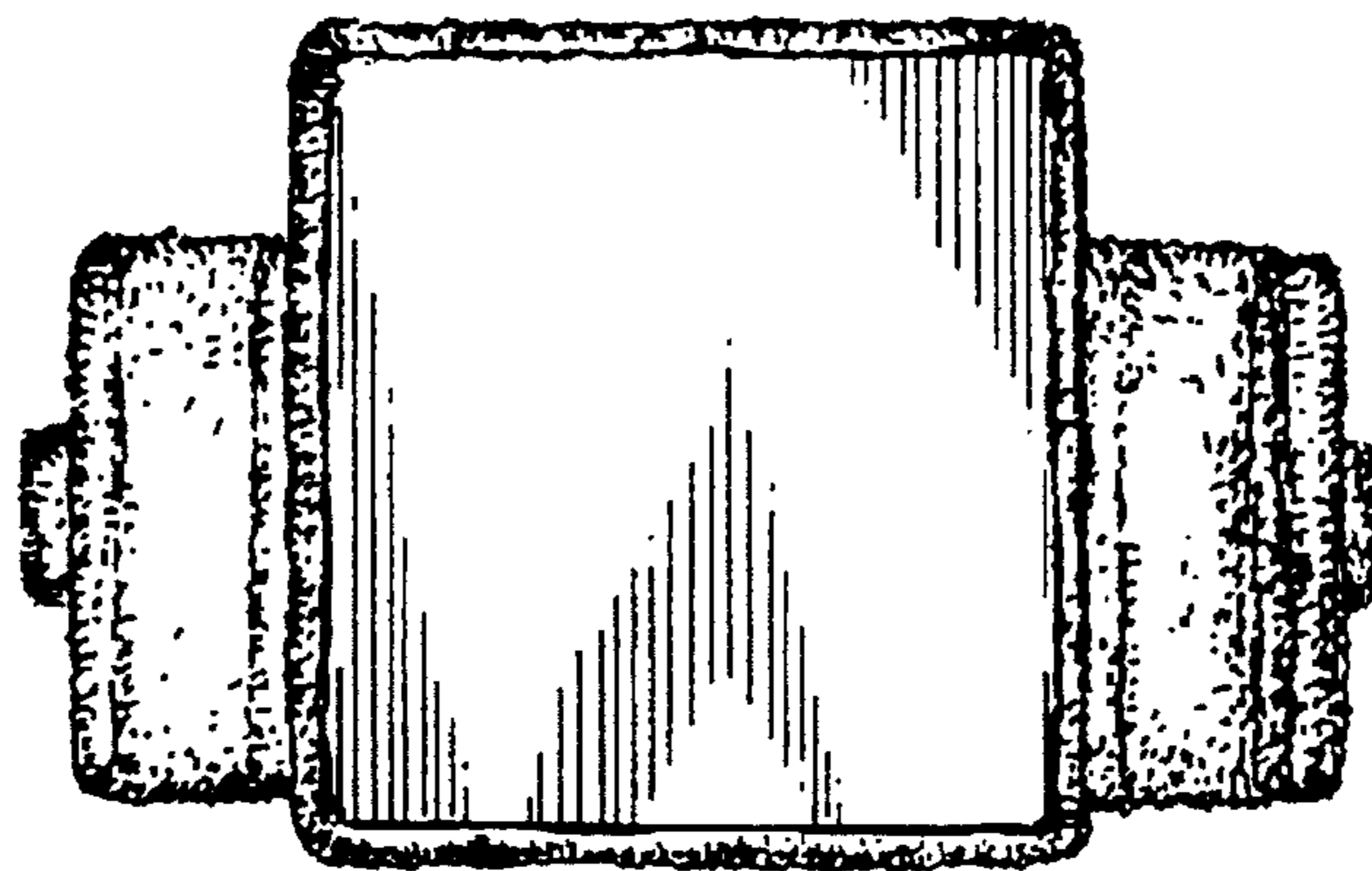


FIG. 7